

Diamond Creek Regional Playspace

Community Engagement Report



September 2019

Background

In October 2018, Council was successful in its application for funding through the State Government's Growing Suburbs Fund for the creation of a regional playspace in the Diamond Creek Linear Reserve.

The playspace will be situated on the old pony club site - near Marngrook Oval, Diamond Creek Bowls Club and off-lead dog park. It will be easily accessed from the Diamond Creek Trail.

This nature-themed playspace will be for all ages and all abilities and will work in closely with the natural, parkland environment. It will include play areas for young children and older children, nature play, open passive recreation spaces, and an area for digital play activities.

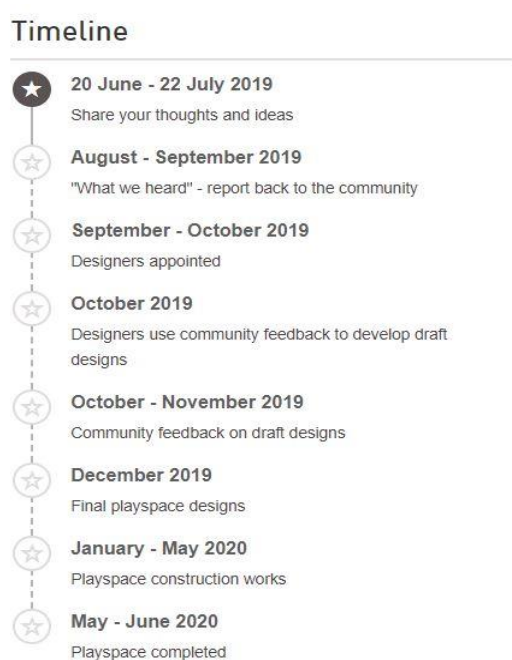
The precinct will also include a refurbished W-class tram that will operate as a community café overseen by the Diamond Creek Rotary Club and made available to local community groups for their fundraising.

In addition to the playspace, the project will incorporate an adaptive bike shed, fitness station, toilet and car park.

In the first stage of community engagement, the community was invited to share their ideas and preferences for the playspace. This input will be provided to the playspace designers to inform the draft designs.

In Stage 2, planned for late October / early November 2019, the community will have the opportunity to provide feedback on the draft designs.

Table 1: Project timeframes



How we engaged

Stakeholders were identified and invited to share their ideas for the new playspace.

These included:

- Children and young people, including local primary school students
- Parents and grandparents of local children
- Children and adults with disabilities including students of Diamond Valley Special Development School
- Early Years Providers
- Diamond Creek Rotary and associated groups involved in the Community Tram
- Local community groups, sporting clubs and other precinct users

Stage 1 activities:

In the first phase of community engagement, which ran from 20 June to 22 July 2019, we asked the community to share their thoughts and ideas for the playspace.

There were several options for doing this:

- Participate Nillumbik site – <https://participate.nillumbik.vic.gov.au/dcrp>
- 2 pop-up sessions in July held in partnership with Diamond Creek Rotary Club – at Rotary Park and Diamond Creek Shopping Centre (An additional planned session was cancelled due to bad weather)
- 1 pop-up session held in conjunction with school holiday activities at Eltham North Adventure Playground. (An additional planned session was cancelled due to bad weather)
- 9 local primary schools offered self-facilitated activity kits
- Diamond Valley Special Development School invited to provide feedback
- All early years providers invited to provide feedback
- Local community groups, sporting clubs and other precinct users invited to provide feedback

The community was informed through social media posts, local newspapers, posters in Diamond Creek businesses and through community groups sharing details through their own social media channels and contact lists.

What we asked

The same questions were asked in the activities available on Participate Nillumbik, in the pop-up consultations and in the school kits. The feedback was collected electronically through Participate Nillumbik, and in hard-copy at the pop-ups and through the school kits.

Activities

- **When I play outdoors, I love...**
Participants were presented with a list of 12 common outdoor play activities and asked to rank them to show which ones they most liked doing.
- **Share your ideas**
Participants were asked: “Do you have any ideas for the new playspace?” and invited to share them on virtual or real post-it notes.
- **Great ideas I’ve seen**
Participants were asked: “Have you seen a great idea that you'd like to see in our new playspace?” and invited to upload or provide photos or drawings of great ideas they’d seen and explain why they liked them.

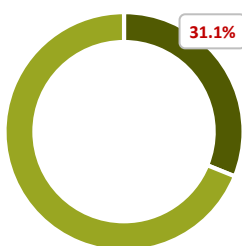
Who we heard from

Participate Nillumbik:

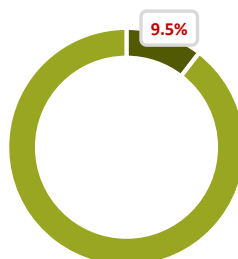
- In total, the Participate Nillumbik project page was viewed 2,200 times.
- At least 1 contribution was made in 9.5% of visits
- At least 2 contributions were made in 20.8% of visits

Table 2: Engagement rates via Participate Nillumbik

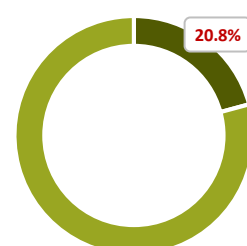
Percentage of visits that lasted at least **1 active minute**.



Percentage of visits where at least **1 contribution** was made.



Percentage of visits where at least **2 actions** were performed.



- Participants made a total of 596 contributions.
 - When I play outdoors, I love... ranking activity – 212 responses
 - Share your ideas – 131 post-it notes
 - Great ideas I’ve seen – 254 photos and drawings uploaded
- **3 Pop-up sessions:**
Approximately 100 adults and children engaged

- **Self-facilitated school kits:**

Drawings and ranking activity responses received from 170 students at two local primary schools

NB: All the contributions received from the community, including post-it notes, photos and drawings can be viewed on the Participate Nillumbik site.

What we heard

Table 3: Top activities and themes



There were 212 responses to the “When I play outdoors, I love...” ranking activity. Of the 12 activities listed, the 7 most popular were:

- Climbing
- Exploring/discovering
- Swinging
- Hiding and seeking
- Jumping
- Sliding
- Balancing

Table 4: Results of ranking activity



Thematic results

All comments received through the engagement process were recorded and reviewed. This included comments submitted as post-it notes, those included with uploaded photos and those on drawings by children. It was also possible to “like” comments posted by other community members.

All comments were coded according to the different elements that were mentioned. They were then grouped into 23 themes and quantified. In all there were 789 mentions of the 23 different themes.

Many comments included mentions of specific pieces of equipment or references to elements in other playspaces, and further details of these comments are provided below. Where it was not possible to establish a clear theme, comments were described as “other” and a further breakdown of these comments is also provided below.

Table 5: Number of times that each theme was mentioned and liked in comments

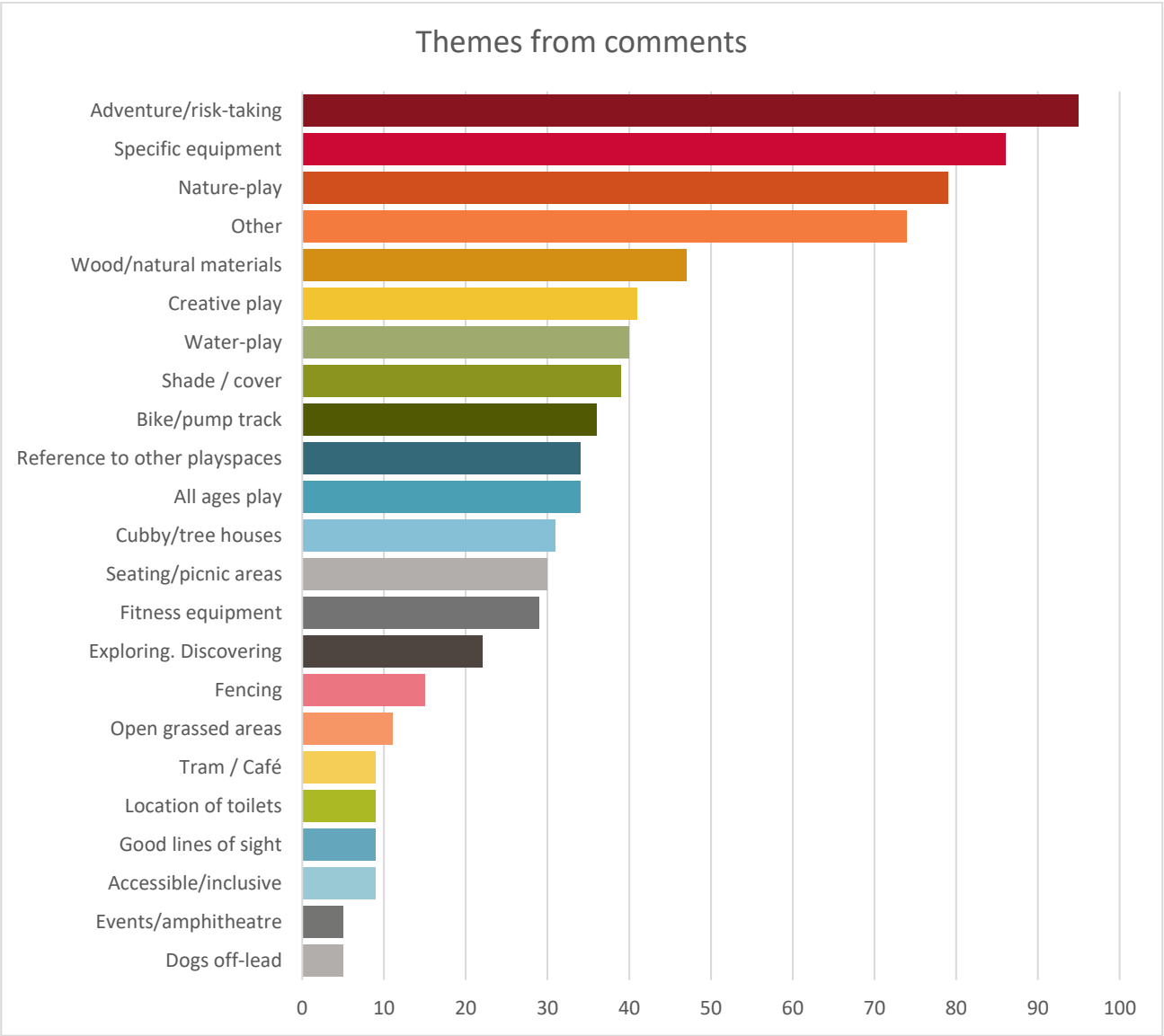


Table 6: Number of times that each theme was mentioned and liked in comments

Theme	Mentions	Theme	Mentions
Adventure/risk-taking	95	Seating/picnic areas	30
Specific equipment	86	Fitness equipment	30
Nature-play	79	Exploring. Discovering	22
Other	75	Fencing	15
Wood/natural materials	47	Open grassed areas	11
Creative play	41	Accessible/inclusive	9
Water-play	40	Good lines of sight	9
Shade / cover	39	Location of toilets	9
Bike/pump track	36	Tram / Café	9
All ages play	34	Dogs off-lead	5
Reference to other playspaces	34	Events/amphitheatre	5
Cubby/tree houses	31		

Table 7: Breakdown of responses

Specific equipment

Theme	Mentions	Theme	Mentions
Slides	44	Spider web	14
Climbing wall with ropes	36	Sandpit	14
Swings	29	Net swing	9
Flying fox	24	Bridge	9
Tunnel/hiding	23	Tower/platform	8
Monkey bars	22	Obstacle course	6
Cubby/tree house	21	Balance log/beam	6
Dizzy spinner	17	See-saw	5
Trampoline	17	Nests	4

Other

Theme	Mentions	Theme	Mentions
Do not support digital playspace	10	References to local history	5
Mini tram for children	10	Swings where parent and infant face each other	5
Interactive public art wall	5	No dogs in playspace	5

Reference to other playspaces

Children's Hospital/ Royal Park	Doreen Football Oval playground
Tullamore Estate, Doncaster	Ruffey Lake Park
Stables Circuit, Doncaster	Brickmakers Park, Oakleigh
Kinglake playground	Yea Railway Playground
Wallan Hadfield Park	Mt Gambier Railway Lands
Plenty Valley V Junior	Arid Land Botanic Gardens, Port Augusta
Wombat Bend, Templestowe	Booran Reserve, Glen Eira
Eltham North Adventure Playground	Yarra Glen Adventure Playground
Hamster wheel at Anthony Beale Reserve	Canberra Arboretum

Next steps

All feedback received from the first phase of community engagement will be provided to potential designers as part of the tender process and used to develop the draft playspace designs.

In Stage 2 scheduled for late October/early November 2019, we will share the draft designs with the community. The feedback received will help the designers to finalise the playspace designs.