



Nillumbik Shire Council

2020 Climate Action Plan Survey

January 2021

Metropolis
RESEARCH

© Nillumbik Shire Council, 2021

This work is copyright. Apart from any use permitted under the Copyright Act 1968, no part may be reproduced by any process without written permission from the Nillumbik Shire Council.

Disclaimer

Any representation, statement, opinion, or advice expressed or implied in this publication is made in good faith but on the basis that Metropolis Research Pty Ltd, its agents and employees are not liable (whatever by reason of negligence, lack of care or otherwise) to any person for any damages or loss whatsoever which has occurred or may occur in relation to that person acting in respect of any representation, statement, or advice referred to above.


Contact Details

This report was prepared by Metropolis Research Pty Ltd on behalf of the Nillumbik Shire Council. For more information, please contact:

Dale Hubner
Managing Director
Metropolis Research Pty Ltd

P O Box 1357
CARLTON VIC 3053

(03) 9272 4600
d.hubner@metropolis-research.com



Hannah Burns
Project Officer, Environment
Nillumbik Shire Council

Civic Drive
Greensborough VIC 3088

(03) 9433 3516
Hannah.Burns@nillumbik.vic.gov.au



EXECUTIVE SUMMARY	4
METHODOLOGY AND RESPONSE RATE	4
SUMMARY OF THE RESULTS.....	4
SUB-GROUPS WITHIN THE NILLUMBİK COMMUNITY	6
KEY FINDINGS.....	8
INTRODUCTION	12
METHODOLOGY, RESPONSE RATE AND STATISTICAL STRENGTH	12
NILLUMBİK LOCAL AREAS (PRECINCTS).....	14
CLIMATE CHANGE	15
FAMILIARITY WITH THE ISSUE OF CLIMATE CHANGE	15
IMPORTANCE OF THE ISSUE OF CLIMATE CHANGE	18
<i>The reasons why climate change is important / unimportant</i>	20
THE CAUSES OF CLIMATE CHANGE.....	22
CONCERN ABOUT AND IMPACTS OF CLIMATE CHANGE	24
CONCERN ABOUT CLIMATE CHANGE	24
IMPACTED BY CLIMATE CHANGE	26
<i>Impacted by climate change in the past</i>	27
<i>Currently impacted by climate change</i>	28
<i>Impacted by climate change in the future</i>	29
WAYS OF BEING IMPACTED BY CLIMATE CHANGE	30
CONCERN ABOUT THE EFFECTS OF CLIMATE CHANGE	34
<i>Other effects of climate change</i>	44
CLIMATE CHANGE TARGETS	46
CARBON EMISSION TARGET FOR COUNCIL’S OWN OPERATIONS.....	46
<i>Reasons for Council’s operations not becoming carbon neutral by 2030</i>	49
CARBON EMISSION TARGET FOR THE NILLUMBİK COMMUNITY.....	52
<i>Reasons for the Nillumbik community not becoming carbon neutral by 2050</i>	55
COUNCIL’S RESPONSE TO CLIMATE CHANGE.....	58
PRIORITIES FOR COUNCIL’S FOCUS AND RESOURCES	58
ROLE OF CLIMATE CHANGE ISSUE IN COUNCIL DECISION MAKING	61
WILLINGNESS TO PAY ADDITIONAL RATES	64
PRIORITY OF POTENTIAL COUNCIL CLIMATE CHANGE ACTIONS	66
OTHER COUNCIL’S CLIMATE CHANGE ACTIONS	76
PERSONAL CLIMATE CHANGE ACTIONS	79
ENVIRONMENTAL ACTIONS	79
<i>Electricity consumption related actions</i>	80
<i>Water and other environmental actions</i>	85
BARRIERS TO TAKING CLIMATE CHANGE ACTIONS	90
RESPONDENT PROFILE	100
AGE STRUCTURE	100
GENDER.....	101
DISABILITY	101
INDIGENOUS OR TORRES STRAIT ISLANDER.....	101
LANGUAGE SPOKEN AT HOME	102
HOUSEHOLD STRUCTURE	103
HOUSING SITUATION	103
SUBURB OF RESIDENCE.....	104
GENERAL COMMENTS.....	104
APPENDIX ONE – VERBATIM REASONS WHY CLIMATE CHANGE IS IMPORTANT / UNIMPORTANT	108
APPENDIX TWO – VERBATIM ACTIONS COUNCIL SHOULD TAKE TO ADDRESS CLIMATE CHANGE	131
APPENDIX THREE - SURVEY FORM	145



Executive summary

Metropolis Research was commissioned by the Nillumbik Shire Council to conduct primary research of the Nillumbik community, to explore a range of issues around climate change to help inform the development of Council's *Climate Action Plan*.

Methodology and response rate

The *Climate Action Plan Survey* was comprised of two components, a random telephone survey of 400 respondents drawn proportionally from across the municipality, as well as an open-access online survey hosted on *Participate Nillumbik*, completed by 397 respondents.

It is important to bear in mind when exploring the results to the survey, that the random telephone survey respondents more accurately reflect the views of the underlying Nillumbik community than do the self-selected online survey respondents. The online survey respondents reflect more the views of the sub-set of the Nillumbik community who are more engaged with the issue of climate change.

A total of 400 telephone surveys were conducted from a random sample of 6,257 residential telephone numbers, including mostly mobile phone numbers, and landlines where available.

The sample of residential telephone numbers was pre-weighted by precinct population, to ensure that each precinct contributed proportionally to the overall municipal results.

The final sample of surveys were then weighted by age and gender, to ensure that each age and gender group contributed proportionally to the overall municipal result. This was necessary given the limitations of the telephone survey methodology in obtaining a sample that reflects the age structure of the underlying population.

Of the 6,257 telephone numbers, the following results were obtained:

- No answer - 4,165
- Refused the offer to participate - 1,248
- Completed the survey - 400

This provides a response rate of 24.3%, reflecting the proportion of individuals who were invited to participate in the research, who ultimately participated. The 95% confidence interval for the random telephone survey results is plus or minus 4.8%. In other words, if a result is 50% Yes, it is 95% certain that the true result is between 45.2% and 54.8%.

The online survey was hosted by Council on the *Participate Nillumbik* website and open to all residents of the Nillumbik Shire. The survey was live on *Participate Nillumbik* from the 26th of October till the 20th of December 2020.

Summary of the results

Most of the respondents believed themselves to be familiar with the issue of climate change, believed that climate change was an important issue for them and their household, and believed that climate change was entirely or mainly due to human activity.



Most respondents were very or quite concerned about the effects of climate change, and believed that they had been in the past, were currently, and will in the future be impacted by climate change. Respondents were more likely to feel they will be impacted in the future than they were currently being impacted or had been impacted in the past.

The most common way in which respondents believe they have been directly impacted by climate change was by bushfire and related issues.

Whilst respondents, on average, were at least moderately concerned with the 13 effects of climate change included in the survey, far and away the effect of greatest concern was “harsher fire weather and longer fire seasons”. Water shortages and drought and the health of the natural environment were also of very significant concern.

Consistent with the concern about bushfires, of the 14 potential Council actions included in the survey, respondents placed the highest priority on “planning for the increasing risk of fire by managing bushland reserves and supporting the community to reduce the risk of bushfire”.

Most respondents felt that Council should set the same carbon emission target for both its own operations (net zero emissions by 2030) as well as the community (net zero emissions by 2050) as the state government has set.

Whilst the results were relatively similar, random survey respondents on average, felt that Council should prioritise adapting to the consequences of, over mitigating the causes of climate change. The self-selected online survey respondents, however, were more likely to believe Council should prioritise mitigating the causes over adapting to the consequences of climate change.

Four-fifths of respondents believed that climate change should be at least “a consideration” for all Council decision making, with 28% of the random telephone and 42% of the online survey respondents believing that climate change should be “the primary consideration”.

Approximately half (48%) of the random telephone survey and two-thirds (62%) of the online survey respondents were willing to pay some additional rates to “help Council achieve net zero emissions and be proactive in adapting to climate change”.

Most respondents were already undertaking many of the 14 environmental sustainability and climate change related actions, with “minimising waste to landfill by actively separating waste”, “avoiding or minimising buying materials that become waste”, “adapting garden to be drought tolerant and / or provide habitat and biodiversity”, “walk, ride, or use public transport where possible”, “establishing an edible garden and / or compost at home”, and “installing water saving devices and appliances in the home” the most commonly undertaken.

The most significant barriers to undertaking these environmental sustainability and climate change related actions were “the cost of making changes”, “other personal priorities come first”, and “the effort required to find out the changes needed and the products available”.

Metropolis Research does note that both the random telephone survey and the self-selected online survey included a proportion of respondents (up to approximately one-sixth) who were potentially sceptical about climate change and or were concerned about the role of Council in addressing climate change.



The online survey respondents tended to report results that were more concerned about climate change and were more positive in terms of Council acting to address both the causes of and adapting to the impacts of climate change than the random telephone survey. This reflects the online survey respondents' greater level of engagement in the issue of climate change than the random sample telephone survey.

The online survey respondents did provide many suggestions for how Council should tackle the issue of climate change, including suggestions around Council activities, assistance to residents, as well as a range of other broader issues. This feedback provides an important set of suggestions for Council informing the development of the *Climate Action Plan*.

Sub-groups within the Nillumbik community

Metropolis Research conducted a cluster analysis of the random telephone survey results, based on the results to the three key questions relating to the respondents' familiarity with the issue of climate change, how important they believe the issue of climate change is, and whether they believe climate change is non-existent, a natural or a man-made process. This analysis produced four groups (clusters) of respondents to the random telephone survey, comprised of the following:

<p><i>Group One: Sceptical</i></p> <p>This group of 30 (8%) respondents believe that climate change is largely or entirely due to natural processes, with a few believing there is no such thing as climate change.</p> <p>On average, they believe themselves to be moderately familiar (5.8/10) with the issue, however, on average they do not believe climate change is particularly important (4.8/10) to them or their household.</p>	<ul style="list-style-type: none"> • 58% are NOT concerned about climate change. • 61% believe Council should set the same emissions target for the Nillumbik community as the State Government, whilst 21% believe Council should NOT set a target. • 54% believe climate change should NOT be a consideration and 34% believe it should be A consideration for all Council decisions. • 50% believe NO additional funding is required to assist Council deal with climate change, whilst 14% are prepared to pay some additional rates.
<p><i>Group Two: Mixed views</i></p> <p>This group of 144 (36%) respondents almost all believe that climate change is partly due to human and partly due to natural processes.</p> <p>On average, they believe they are familiar (7.5) with the issue of climate</p>	<ul style="list-style-type: none"> • 44% are quite concerned and 25% are very concerned about climate change. • 67% believe Council should set the same emissions target for the Nillumbik community as the State Government, whilst 13% believe Council should set a HIGHER target.



<p>change and believe climate change is an important (7.5/10) issue for them and their household.</p>	<ul style="list-style-type: none"> • 62% believe climate change should be A consideration for all Council decisions and 19% believe it SHOULD NOT be a consideration. • 27% are prepared to pay less than \$100 a year to assist Council deal with climate change, 22% believe Council should reallocate funding from other areas, and 26% believe no additional funding is required to assist Council deal with climate change.
<p>Group Three: Very concerned</p> <p>This group of 154 (39%) respondents almost all believe climate change is mainly due to human activity.</p> <p>On average, they believe themselves to be very familiar (8.3/10) with the issue of climate change and believe the issue is very important (8.7/10) to them and their household.</p>	<ul style="list-style-type: none"> • 63% are very concerned and 28% are quite concerned about climate change. • 65% believe Council should set the same emissions target for the Nillumbik community as the State Government, whilst 27% believe Council should set a HIGHER target. • 58% believe climate change should be A consideration and 36% believe it should be the PRIMARY consideration for all Council decisions. • 43% are prepared to pay less than \$100 a year and 19% are prepared to pay \$100 or more in additional rates to assist Council deal with climate change.
<p>Group Four: Extremely concerned</p> <p>This group of 69 (17%) respondents all believe that climate change is entirely due to human activity.</p> <p>On average, they believe themselves to be very familiar (8.3/10) with the issue of climate change and believe climate change is an extremely important (9.0/10) issue for them and their household.</p>	<ul style="list-style-type: none"> • 59% are very concerned and 29% quite concerned about climate change. • 60% believe Council should set the same emissions target for the Nillumbik community as the State Government, whilst 38% believe Council should set a HIGHER target. • 46% believe climate change should be the PRIMARY consideration and 44% believe it should be A consideration for all Council decisions. • 37% are prepared to pay less than \$100 a year and 27% are prepared to pay \$100 or more in additional rates to assist Council deal with climate change.



Key findings

The following sections outline the key results of the survey for the respondents to the random telephone survey. These results reflect, most effectively, the views of the underlying Nillumbik community, and should form the basis of Council's understanding of community sentiment in relation to the questions included in the survey.

Climate change

Familiarity

The overwhelming majority of random telephone survey respondents believed themselves to be familiar with the issue of climate change, with an average familiarity score of 7.73 out of 10. Just 3.9% of the random telephone survey respondents were not familiar with climate change (rating familiarity at less than five out of 10).

Importance

The overwhelming majority of random telephone survey respondents believed that climate change was important to them and their household, with an average importance score of 7.94 out of 10. 6.8% of random telephone survey respondents did not believe that climate change was important issue for them or their household.

Causes of climate change

A little more than half (57.3%) of the random telephone survey respondents believed that climate change was “mainly” (38.8%) or “entirely” (18.5%) due to human activity.

Concern about and impacts of climate change

Concern about climate change

More than three-quarters of the random telephone survey (79.3%) respondents were “quite” (33.6%) or “very” (45.7%) concerned about climate change.

Impacted by climate change

A majority of the random telephone survey respondents believed that they had been impacted by climate change in the past (50.7%), were currently being impacted (65.5%) and expect to be impacted by climate change in the future (83.6%).

Ways of being impacted by climate change

The most common ways in which random telephone survey respondents believe they are being directly impacted by climate change were bushfires (22.0%), hot weather / heat waves (9.5%), changes in weather patterns (8.8%), and extreme weather (6.0%).



Concern about the effects of climate change

Respondents were asked to rate their level of concern with 13 effects of climate change on the local environment, their work, home, and community. In summary, the random sample telephone survey respondents rated concern about the 13 climate change effects as follows:

- **Extremely Concerned** – about harsher fire weather and longer fire seasons (8.42 out of 10), water shortages and droughts (8.07), and the health of the natural environment (7.96). Approximately three-quarters of respondents were “very concerned” with these effects, whilst less than 10% were unconcerned.
- **Very Concerned** – about impacts on agriculture and land productivity (7.71), more frequent / extreme hot days / heat waves (7.69), more frequent / extreme storms / floods (7.39), and disrupted power supply and communications (7.38). Up to approximately two-thirds of respondents were “very concerned” with these, whilst approximately 10% were unconcerned.
- **Moderately Concerned** – about damage to roads, buildings, and private dwellings (6.83), increased weed and pest animals (6.82), the ability to maintain public gardens and green spaces (6.68), physical health impacts of climate change (6.55), and reduced access to / availability of community services (6.22). Between a third and less than half of the respondents were “very concerned” about these effects, whilst approximately one-sixth were unconcerned.
- **Mildly Concerned** – about the mental health impacts of climate change (5.89). Whilst one-third of respondents were “very concerned” about this effect, a little more than one-quarter were unconcerned.

Climate change targets

Carbon emission target for Council’s own operations

Almost three-quarters (70.0%) of random telephone survey respondents believed that Council should set the same target of net zero emissions by 2030 for its own operations as the state government has set for their operations. A little more than one-sixth (18.5%) of respondents believed that Council should set a higher target, with 2025 the most common alternative target.

Carbon emission target for the Nillumbik community

Two-thirds (64.8%) of random telephone survey respondents believed that Council should set the same target of net zero emissions by 2050 for the Nillumbik community as the state government has set for the Victorian community. A little more than one-fifth (21.8%) of respondents believed that Council should set a higher target, with 2030 the most common alternative target.



Council's response to climate change

Priority for Council's climate change focus and resources

On average, the random telephone survey respondents were slightly more likely to believe that Council should focus on adapting to the consequences of climate change (7.66 out of 10) over mitigating the causes of climate change (7.45).

Role of climate change in Council decision making

A little more than one-quarter (28.0%) of the random telephone survey respondents believed that climate change should be “the primary consideration” for ALL Council decisions, whilst a little more than half (54.8%) believed it should be “a consideration”.

Willingness to pay additional Council rates

Approximately half (48.2%) of the random telephone survey respondents reported that they were prepared to pay additional rates to “help Council achieve net zero emissions and be proactive in adapting to climate change”. A little less than one-sixth (14.8%) of respondents were prepared to pay more than \$100 per year in additional rates, whilst one-third (33.3%) were prepared to pay less than \$100 per year.

Priority of potential Council climate change actions

Respondents were asked to rate the priority of 13 potential Council actions to address climate change. It is clear from the results that the random telephone survey respondents considered “planning for the increasing risk of fire by managing bushland reserves and supporting the community to reduce the risk of bushfire” to be measurably and significantly the highest priority action that Council should take in addressing climate change, with an average priority of 8.83 out of a potential 10.

Consistent with this very high average priority for this action, 85.5% of the random telephone survey respondents rated this action as a “very high priority” (i.e., rated the priority at eight or more out of 10).

The random telephone survey respondents rated the priority of each of the remaining 12 actions as a “high priority”, with average priority scores of between seven and eight out of 10.

Other Council climate change actions

The random telephone survey respondents nominated only a small number (36 responses) of other actions Council could take to address climate change, with providing information, moving to the use of energy efficient vehicles, assisting the state government and a range of other responses in small numbers.



Personal climate change actions

Respondents were asked if they had made, or were considering making within the next two years, any of 14 environmental sustainability and climate change related actions.

Electricity consumption related actions

- More than half of the random telephone survey respondents reported that they had already installed insulation and draught sealing (69.9%) and installed energy efficient heating, cooling, and lighting (57.8%). A significant proportion of the remaining respondents reported that they were considering doing these within the next two years.
- A little less than half of the random telephone respondents reported that they had already installed energy efficient windows and coverings (47.0%), replaced gas appliances with efficient electric appliances (42.2%), and installed rooftop solar or solar battery systems (40.2%). Up to approximately one-quarter of respondents reported that they were considering installing these within the next two years.
- One-quarter (25.8%) of the random telephone survey respondents reported that they were already purchasing 50% to 100% Green Power. A little more than one-quarter of respondents reported that they were considering purchasing Green Power within the next two years.

Water related and other environmental actions

- The overwhelming majority of the random telephone survey respondents were already minimising their waste to landfill by actively separating waste (93.4%) and avoiding or minimising buying materials that become waste (86.0%).
- Three-quarters of the random telephone survey respondents were walking, riding, or using public transport where possible (75.4%). It is noted, however, that only a small proportion of the respondents were considering doing this in the next two years, which suggests that these results may have a limited potential to increase.
- A little less than three-quarters of the random telephone survey respondents had adapted their garden to be drought tolerant (70.5%) and had established an edible garden and / or were composting at home (69.3%), with approximately 10% considering doing so within the next two years.
- Two-thirds of the random telephone survey respondents had already installed water saving devices and appliances (67.0%), with 11.5% considering installing these devices within the next two years.
- A little more than half of the random telephone survey respondents had already installed water retention systems or improved drainage (55.7%), with a further one-sixth (17.9%) considering doing so within the next two years.

Barriers to undertaking environmental sustainability actions

The most common barriers to undertaking these environmental actions were “the cost of making changes” (6.42 out of 10), other personal priorities come first” (4.39), the effort required to find out changes needed and the products available” (3.70), and “not enough time to make changes” (3.66).



Introduction

Metropolis Research was commissioned by the Nillumbik Shire Council to conduct primary research of the Nillumbik community, to explore a range of issues around climate change to help inform the development of Council's *Climate Action Plan*.

The research was comprised of two components; a random telephone survey of 400 drawn proportionally from across the entire municipality, and an online survey that was open to all residents of the municipality who self-selected to participate.

The aims of the research were to explore the following issues:

- **Understanding of climate change** – including familiarity with the issue of climate change, the importance of climate change, and understanding of the causes of climate change.
- **Concern about and impacts of climate change** – including level of concern about climate change; whether respondents had been, were currently, or expect to be impacted by climate change in the future; the ways in which respondents were impacted by climate change, and concern about a range of potential effects of climate change.
- **Climate change targets** – including whether Council should set the same, a higher, or a lower target for both Council operations and the Nillumbik community reaching net zero emissions.
- **Council's response to climate change** – including whether Council prioritise mitigating the causes of or adapting to effects of climate change; the appropriate role of climate change in Council decision making; willingness of respondents to pay additional rates to assist Council deal with climate change; the appropriate priority of potential Council climate change actions, and suggestions for other potential Council climate change actions.
- **Personal climate change actions** – including current and potential future participation in a range of environment and sustainability actions.
- **Respondent profile** – including the age structure, gender, disability status, language spoken at home, ATSI status, household structure, housing situation, and the suburb of residence of respondents to both surveys.

Methodology, response rate and statistical strength

The *Climate Action Plan Survey* was comprised of two components, a random telephone survey of 400 respondents drawn proportionally from across the municipality, as well as an open-access online survey hosted on *Participate Nillumbik*.

Due to the lockdowns and social distancing requirements in response to the COVID-19 pandemic, it was not possible to conduct the random survey as a face-to-face, doorstep interview, which is the preferred method by which Metropolis Research typically conducts research like this for local government across metropolitan Melbourne, including the *Nillumbik Shire Council Annual Community Satisfaction Survey* program. Consequently, the survey was conducted as a telephone interview.



The surveying was all completed over two weeks in November 2020.

Surveys were conducted from 11am till 7pm weekdays, and 11am till 5pm on Saturdays and Sunday.

Multiple attempts were made to contact each randomly selected telephone number, to give the household multiple opportunities to participate in the research.

A total of 400 surveys were conducted from a random sample of 6,257 residential telephone numbers, including mostly mobile phone numbers, but also landlines where available.

The sample of residential telephone numbers was pre-weighted by precinct population, to ensure that each precinct contributed proportionally to the overall municipal results.

The final sample of surveys were then weighted by age and gender, to ensure that each age / gender group contributed proportionally to the overall municipal result. This was necessary given the limitations of the telephone survey methodology in obtaining a sample that reflects the age structure of the underlying population.

Of the 6,257 telephone numbers, the following results were obtained:

- No answer - 4,165
- Refused - 1,248
- Completed - 400

This provides a response rate of 24.3%, reflecting the proportion of individuals who were invited to participate in the research, who ultimately participated.

This is lower than the response rate typically obtained by Metropolis Research in other research conducted in the Nillumbik Shire, including the 44.1% recorded in the 2020 *Annual Community Satisfaction Survey*. The lower response rate reflects both the telephone survey methodology, which does typically obtain lower response rates to door-to-door interview style surveys, as well as the nature of the issues being canvassed in the survey.

There was some feedback from residents refusing the offer to participate in the research, that they were not interested in the issue of climate change. It is important to bear in mind, that the fact that some in the community who are not particularly engaged in the issue of climate change were less likely to participate in the research does mean that the results to the survey will slightly over-represent the views of those in the community who are somewhat more engaged rather than less engaged in the issue of climate change.

The 95% confidence interval (margin of error) of these results is plus or minus 4.8% at the 50% level. In other words, if a yes / no question obtains a result of fifty percent yes, it is 95% certain that the true value of this result is within the range of 45.2% and 54.8%.

This is based on a total sample size of 401 respondents, and an underlying population of the Shire of Nillumbik of 65,094.



The online survey was hosted by Council on the Participate Nillumbik website and open to all residents of the Nillumbik Shire. The survey was live on Participate Nillumbik from the 26th of October till the 20th of December 2020.

Nillumbik local areas (precincts)

This report provides precinct level results utilising a set of precincts derived from the localities within the municipality as outlined in the *Nillumbik Shire Community Profile* published by i.d consulting.

These precincts are defined as follows:

- ⊗ ***Greensborough*** – includes Greensborough and Plenty
- ⊗ ***Diamond Creek*** – includes Diamond Creek
- ⊗ ***Eltham*** – includes Eltham Central, Eltham East, Eltham North, Eltham South and Edendale
- ⊗ ***Rural*** – includes Hurstbridge, Kangaroo Ground, North Warrandyte, Research, Wattle Glen, St. Andrews, Rural East, and Rural Northwest

Metropolis Research notes that due to the need to conduct the random survey by telephone rather than as a door-to-door interview survey, the locational information on the respondents was obtained at a suburb level, rather than the SAL1 level.

In addition, the sample of 400 used for this project was not as large as the 500 that is used for the *Annual Community Satisfaction* survey

As a result of these limitations, the precinct “Eltham” includes all the Eltham areas, rather than being broken into Eltham (including Eltham Central, Eltham South and Eltham East) and Eltham North (including Eltham North and Edendale), which is the standard breakdown used by Metropolis Research for other research conducted for the Nillumbik Shire Council (such as the *Annual Community Satisfaction Survey*).



Climate change

Familiarity with the issue of climate change

Respondents were asked:

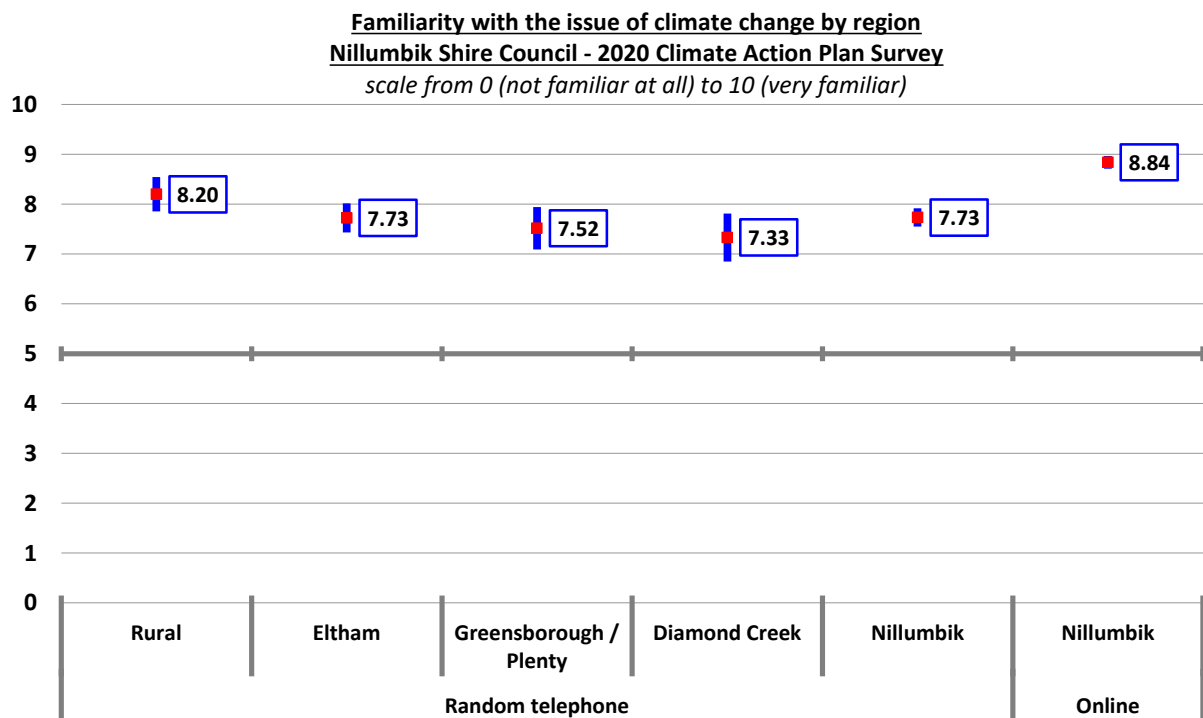
“On a scale of zero (not familiar at all) to ten (very familiar), how familiar are you with the issue of climate change?”

On average, respondents in the Nillumbik Shire were familiar with the issue of climate change, with an average familiarity of 7.73 out of a potential 10 recorded by respondents to the random telephone survey.

The self-selecting, online survey respondents, on average, believed themselves to be more familiar with the issue of climate change, rating their familiarity at 8.84 out of 10, or 14.4% higher than the random telephone survey respondents.

Whilst there was no statistically significant variation in the average familiarity with the issue of climate change by random telephone survey respondents observed across the municipality, it is noted that respondents from the Rural precinct (8.20) rated their familiarity notably, but not measurably higher than the municipal average.

By contrast, respondents from Diamond Creek precinct rated their familiarity measurably lower than respondents from the Rural precinct, but not measurably lower than the municipal average.

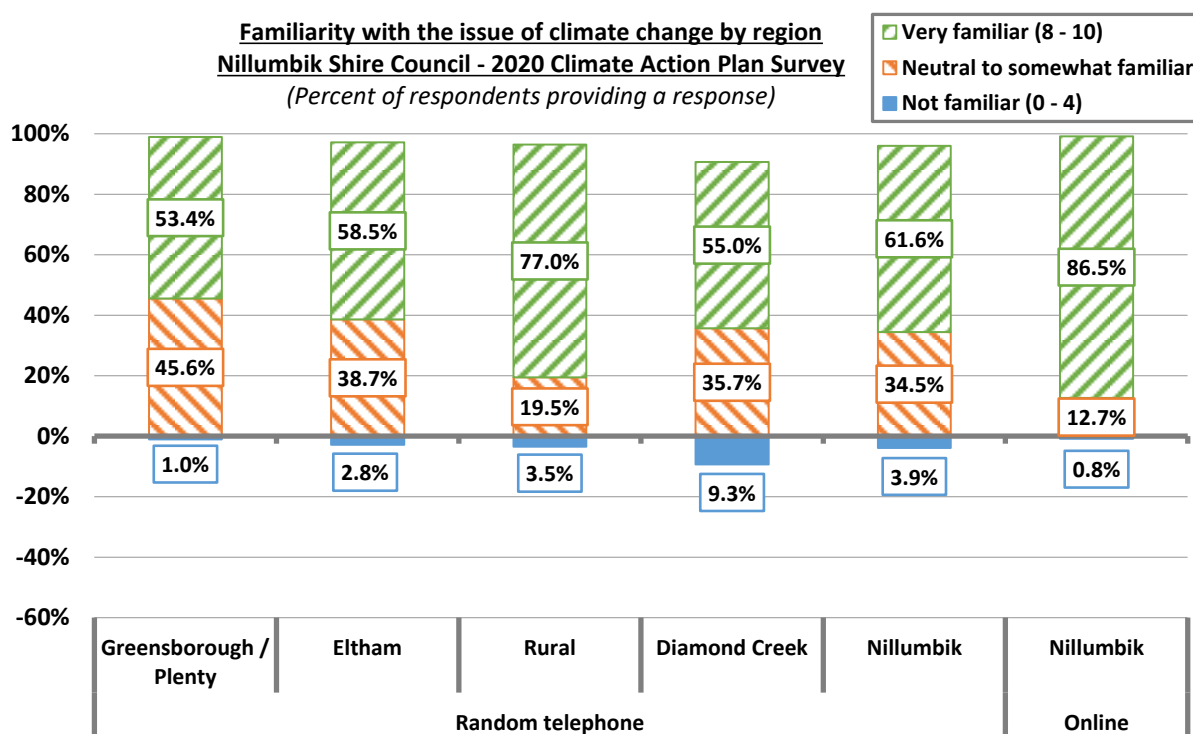


The following graph provides breakdown of these results into the proportion of respondents who believed themselves to be “very familiar” with climate change (rating familiarity at 8 or more out of 10), those who were “neutral to somewhat familiar” (rating familiarity at between five and seven), and those who were “not familiar” (rating familiarity at less than five).

Consistent with the strong average familiarity of 7.73 out of 10, almost two-thirds (61.6%) of respondents believed themselves to be “very familiar” with the issue, whilst just 3.9% were “not familiar”.

Particular attention is drawn to the fact that 86.5% of the self-selecting online survey respondents believed themselves to be “very familiar” with the issue of climate change, whilst less than one percent felt they were “not familiar”.

This variation between the random telephone survey respondents and the self-selecting online survey respondents is important to note, as it reflects a key distinction between the two groups of respondents. Throughout this report, the random telephone survey respondents’ answers to the questions reflect more accurately the views of the underlying Nillumbik community than do the answers from the online survey respondents, whilst the online survey respondents’ answers reflect the views of the sub-set of the Nillumbik community who are more engaged with the issue of climate change.

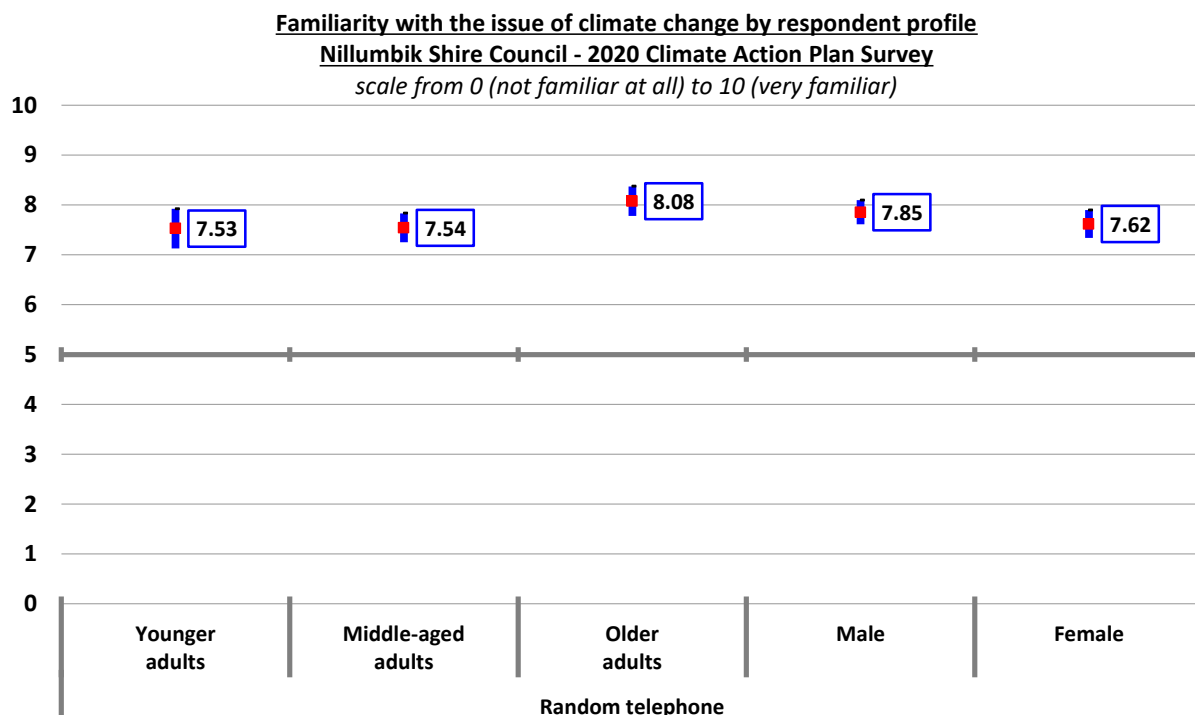


The following graphs provide a breakdown of familiarity with the issue of climate change by respondents’ age and gender.

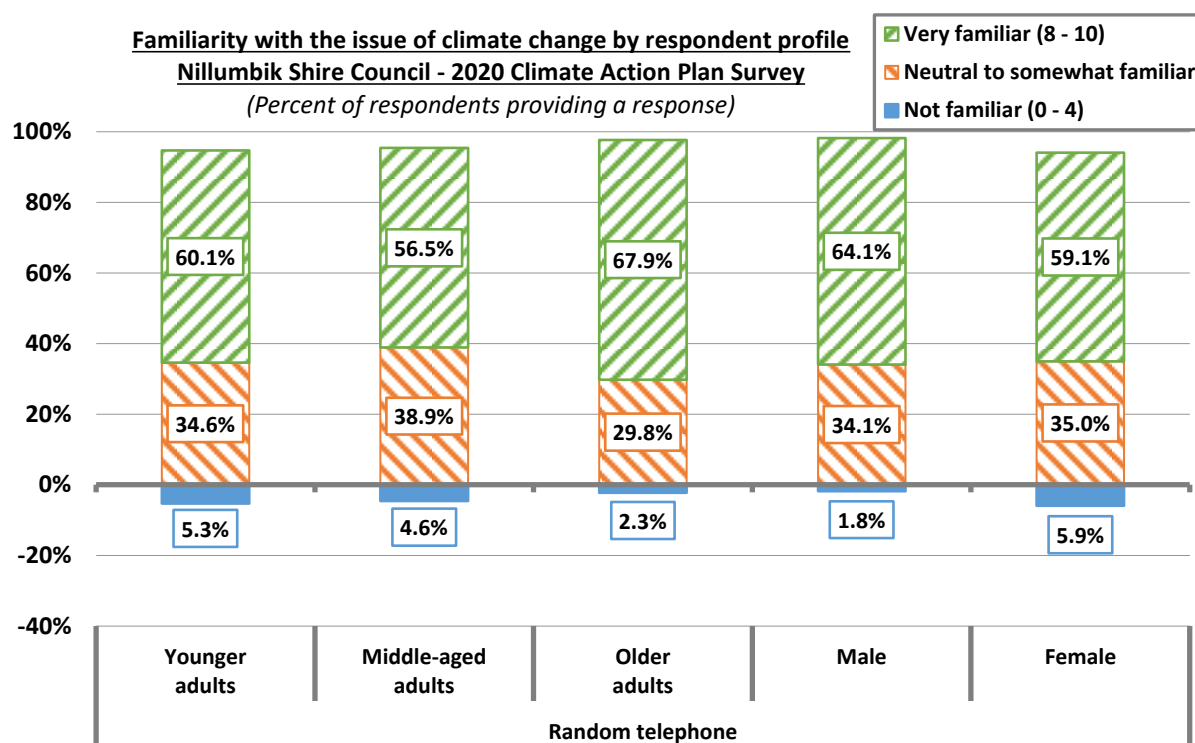
It is noted that older adults (aged 55 years and over) believed themselves to be more familiar with the issue of climate change than other respondents.



There was, however, no measurable variation in average familiarity with the issue of climate change observed between male and female respondents.



It is noted that younger and middle-aged adults (aged 18 to 54 years) were more likely than older adults (aged 55 years and over) to rate their familiarity with the issue of climate change at between five and seven out of 10, whilst older adults were more likely to believe themselves to be “very familiar” with the issue.



Importance of the issue of climate change

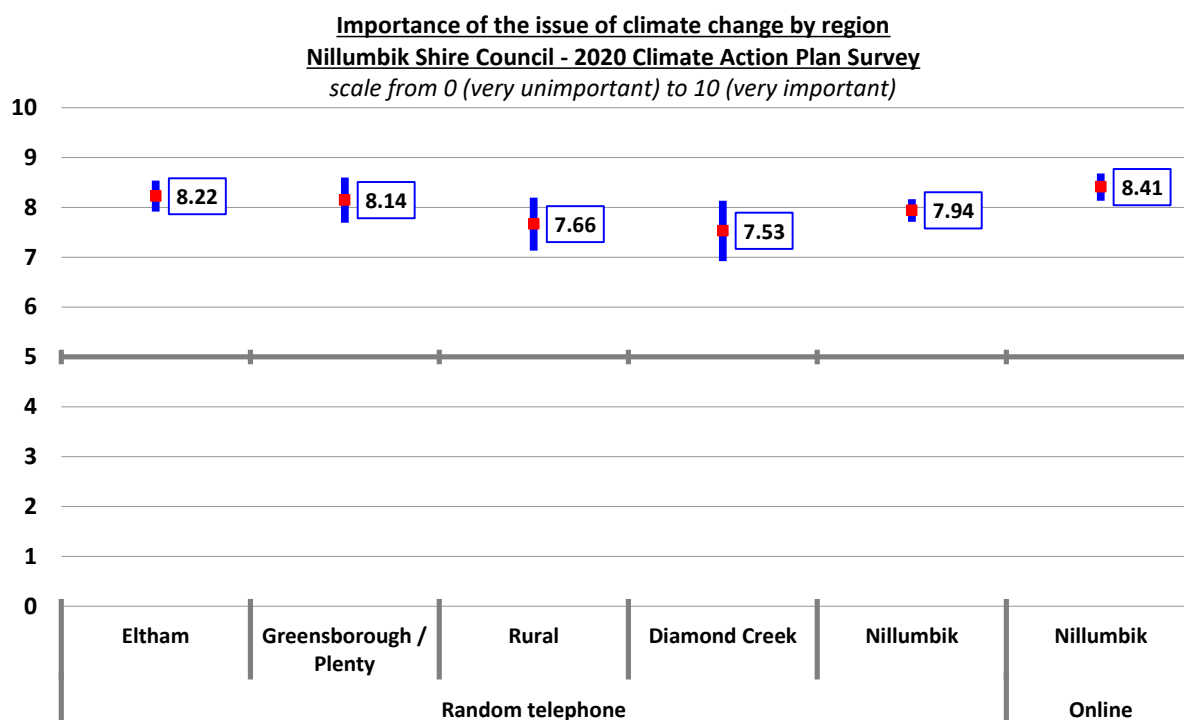
Respondents were asked:

“On a scale of zero (very unimportant) to ten (very important), how important is the issue of climate change to you and your household?”

Respondents to both the random telephone and online surveys rated the importance of the issue of climate change to them and their household as high, with the random telephone survey respondents rating the importance at 7.94 out of a potential 10, and the self-selecting online survey rating importance at a measurably higher average of 8.41.

Whilst there was no statistically significant variation in the random telephone survey results in the average importance of climate change observed across the municipality, it is noted that respondents from Eltham and Greensborough / Plenty precincts rated the importance of the issue somewhat higher than respondents from the Rural and Diamond Creek precincts.

This is an interesting result, given that respondents from the Rural precinct believed themselves to be more familiar with the issue of climate change than respondents from the urban precincts, but they rated the importance of the issue at a lower average importance than respondents from Eltham and Greensborough / Plenty.

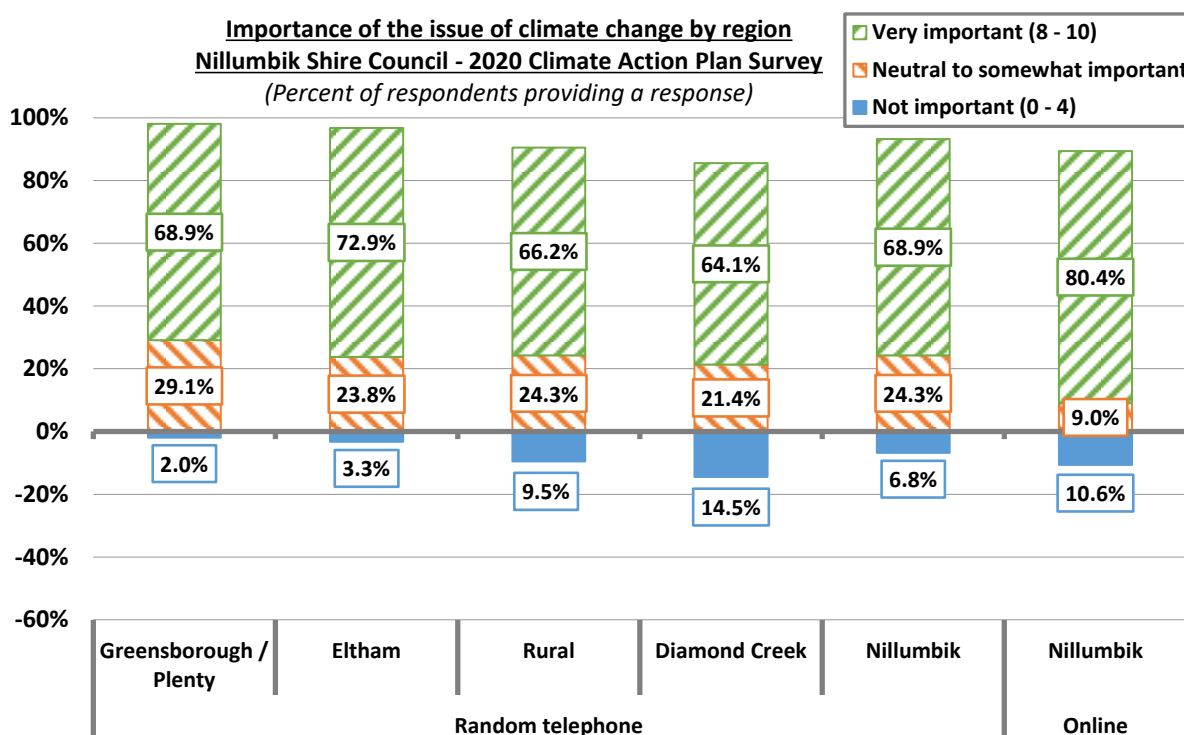


The following graph provides breakdown of these results into the proportion of respondents who rated the importance of climate change as “very important” (rating importance at 8 or more out of 10), those who rated the issues as “neutral to somewhat important” (rating importance at between five and seven), and those who rated the importance of climate change as “not important” (rating importance at less than five).

A little more than two-thirds (68.9%) of the random telephone survey respondents rated the issue of climate change as “very important”, whilst 6.8% considered the issue to be “not important”.

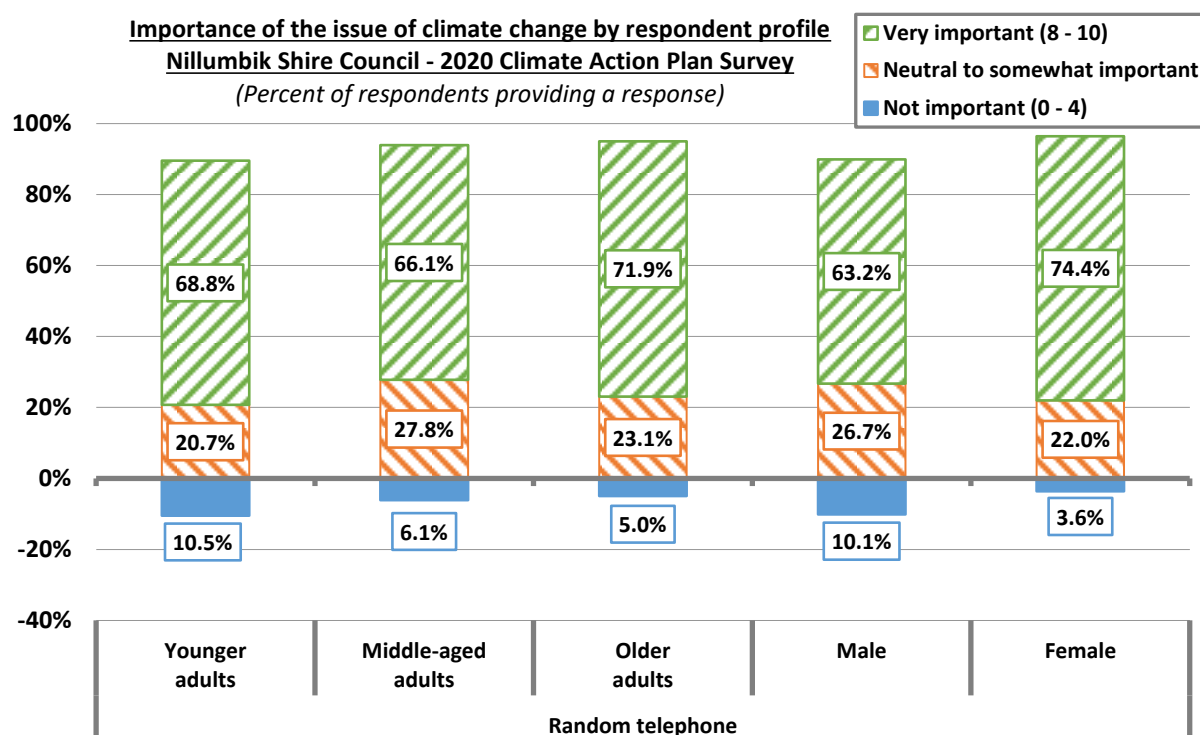
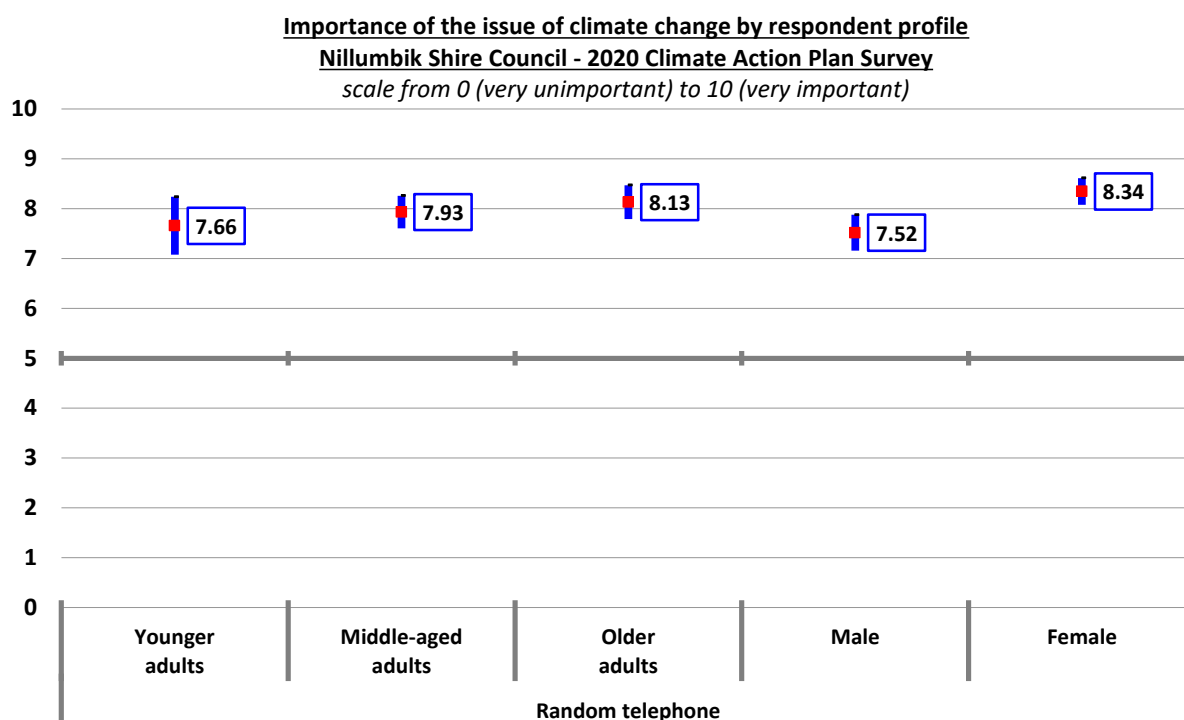
The self-selecting online survey respondents were considerably more likely than the random telephone survey respondents to rate the issue as “very important” (80.4% compared to 68.9%), although it is noted that they were also more likely to rate the issue as “not important”.

This result highlights the fact that whilst most of the self-selecting online survey respondents were focused on the importance of climate change, there was a small (10%) group of these respondents who did not consider climate change important, even though they believed themselves to be “very familiar” with the issue of climate change. Metropolis Research suggests that this group of online survey respondents may well reflect a group of residents in the Nillumbik community who are potentially sceptical about the issue of climate change.



There was some variation in the average importance of climate change by respondents to the random telephone survey observed by respondent profile, as follows:

- **Age structure** – there was a small, but not statistically significant, increase in the average importance placed on the issue of climate change with the respondents’ age. This pattern is similar to that observed in relation to familiarity with the issue of climate change.
- **Gender** – female respondents rated the importance of climate change measurably and significantly higher than male respondents.



The reasons why climate change is important / unimportant

Respondents were asked to explain the reason why they rated the importance of climate change at the level they did. The results in the following table are broken down into those respondents who rated climate change as “important” (i.e., rated importance at six or more out of 10), those who rated climate change as “neutral” (i.e., rated importance at five), and those who rated climate change as “unimportant” (i.e., less than five).



The responses received have been broadly categorised in the following table for those respondents who rated importance at more than five out of 10. Given the small number of respondents who rated climate change at less than five, these results are presented as a single set of results and have not been further broken down.

The verbatim comments received from respondents are included in [Appendix One](#).

The percentages presented in the following table refer to the percent of the responses received rather than the percent of respondents, as respondents could provide more than one reason.

For both the random telephone and the self-selected online survey respondents, the most common reasons why respondents considered climate change to be important was the impact on future generations and the future.

There were a wide range of other reasons provided by respondents, with a general impact of climate change, bushfires, and the impact on the earth / planet prominent in the results.

It is important to note that some of the online survey respondents provided many long and complicated responses to this question, some outlining reasons why climate change is an important issue, but many also making other comments about the perceived performance and role of Council and government. Some comments were also made about this research.

The reasons why climate change is important / unimportant
Nillumbik Shire Council - 2020 Climate Action Plan Survey
(Number and percent of total respondents)

Response	Random		Online	
	Number	Percent	Number	Percent
Important (rating more than 5)	190	80.2%	263	73.1%
Impact on future / future generations	54	22.8%	87	24.2%
General impact	29	12.2%	17	4.7%
Bushfire	23	9.7%	18	5.0%
Impact on earth / planet	18	7.6%	46	12.8%
Impact on the world / community	16	6.8%	23	6.4%
Impact on environment	15	6.3%	11	3.1%
Hot / extreme weather	14	5.9%	21	5.8%
Weather / climate changes	6	2.5%	29	8.1%
Reduced rainfall / drought	5	2.1%	0	0.0%
Economic impact	4	1.7%	2	0.6%
Impact by humans	3	1.3%	9	2.5%
Impact on energy supply / usage	2	0.8%	0	0.0%
Impact on water supply / usage	1	0.4%	0	0.0%
Other	27	11.4%	46	12.8%
Neutral (rating at 5)	9	3.8%	13	3.6%
Unimportant (rating less than 5)	11	4.6%	38	10.6%
Total responses	237	100%	360	100%



The causes of climate change

Respondents were asked:

“Do you believe that climate change is?”

The overwhelming majority of both the random telephone (92.3%) and self-selecting online survey (91.2%) respondents believed that climate change was at least partly due to human activity.

The self-selecting online survey respondents were, however, significantly more likely to believe that climate change was entirely or mainly due to human activity than were the random telephone survey respondents (76.6% compared to 57.3%).

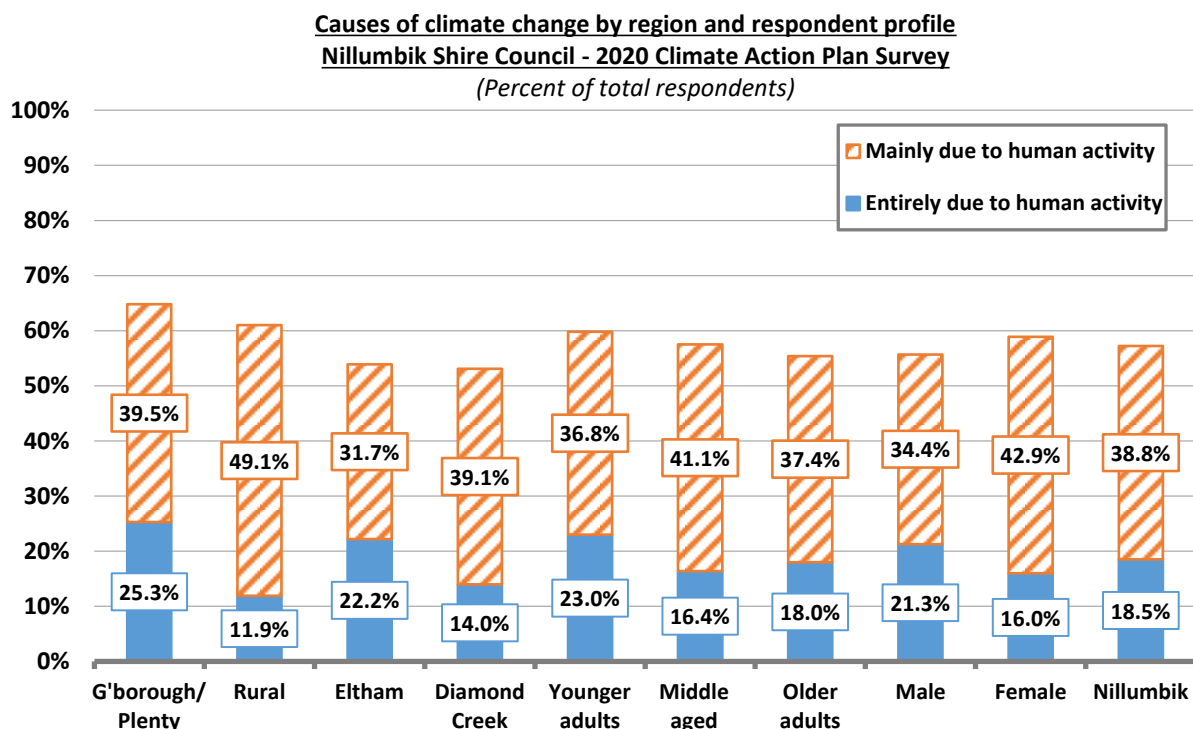
The causes of climate change
Nillumbik Shire Council - 2020 Climate Action Plan Survey
(Number and percent of total respondents)

Response	Random		Online	
	Number	Percent	Number	Percent
Entirely due to human activity	74	18.5%	110	27.7%
Mainly due to human activity	155	38.8%	194	48.9%
Partly human and partly natural processes	140	35.0%	58	14.6%
Mainly due to natural processes	14	3.5%	15	3.8%
Entirely due to natural processes	5	1.3%	9	2.3%
There is no such thing as climate change	1	0.3%	3	0.8%
Don't know / can't say	11	2.8%	8	2.0%
Total	400	100%	397	100%

There was no statistically significant variation in the random telephone survey results observed across the four precincts comprising the Nillumbik Shire or by respondent profile, although attention is drawn to the following:

- **Greensborough / Plenty** – respondents were somewhat more likely to believe that climate change was entirely due to human activity than the municipal average.
- **Rural precinct** – respondents were notably more likely than the municipal average to believe climate change was mainly due and less likely to believe it to be entirely due to human activity.
- **Younger adults (aged 18 to 34 years)** – respondents were somewhat more likely than other respondents to believe that climate change was entirely due to human activity.
- **Gender** – male respondents were somewhat more likely than female respondents to consider than climate change was entirely due to human activity, whilst female respondents were measurably more likely to consider it to be mainly due to human activity.





The following table outlines the complete set of results for this question by precinct and by respondent profile.

The causes of climate change by region and respondent profile
Nillumbik Shire Council - 2020 Climate Action Plan Survey
 (Number and percent of total respondents)

Response	G'borough/ Plenty	Diamond Creek	Eltham	Rural	Nillumbik
Entirely due to human activity	25.3%	14.0%	22.2%	11.9%	18.5%
Mainly due to human activity	39.5%	39.1%	31.7%	49.1%	38.8%
Partly human and partly natural processes	28.4%	39.1%	40.3%	28.1%	35.0%
Mainly due to natural processes	2.9%	2.1%	1.2%	8.1%	3.5%
Entirely due to natural processes	2.0%	1.7%	1.1%	1.0%	1.3%
There is no such thing as climate change	0.0%	0.0%	0.4%	0.0%	0.3%
Don't know / can't say	1.9%	4.0%	3.0%	1.8%	2.8%
Total	67	76	159	99	400

Response	Younger adults	Middle- aged	Older adults	Male	Female
Entirely due to human activity	23.0%	16.4%	18.0%	21.3%	16.0%
Mainly due to human activity	36.8%	41.1%	37.4%	34.4%	42.9%
Partly human and partly natural processes	28.1%	38.6%	36.1%	36.9%	33.3%
Mainly due to natural processes	6.8%	0.6%	4.0%	4.4%	2.4%
Entirely due to natural processes	0.0%	1.8%	1.8%	1.6%	1.1%
There is no such thing as climate change	0.0%	0.0%	0.4%	0.3%	0.0%
Don't know / can't say	5.3%	1.5%	2.2%	1.1%	4.3%
Total	98	156	146	196	204

Concern about and impacts of climate change

Concern about climate change

Respondents were asked:

“Now having considered climate change in more detail, how concerned are you about climate change?”

More than three-quarters of the random telephone (79.3%) and self-selecting online survey (82.3%) respondents were at least “quite concerned” about climate change.

It is noted, however, that the online survey respondents were measurably and significantly more likely than the random telephone survey respondents to be “very concerned” about climate change.

Concern about climate change
Nillumbik Shire Council - 2020 Climate Action Plan Survey
(Number and percent of respondents providing a response)

Response	Random		Online	
	Number	Percent	Number	Percent
Very concerned	177	45.7%	284	72.8%
Quite concerned	130	33.6%	37	9.5%
Slightly concerned	43	11.1%	18	4.6%
Not very concerned	23	5.9%	20	5.1%
Not concerned at all	14	3.6%	31	7.9%
Can't say	13		7	
Total	400	100%	397	100%

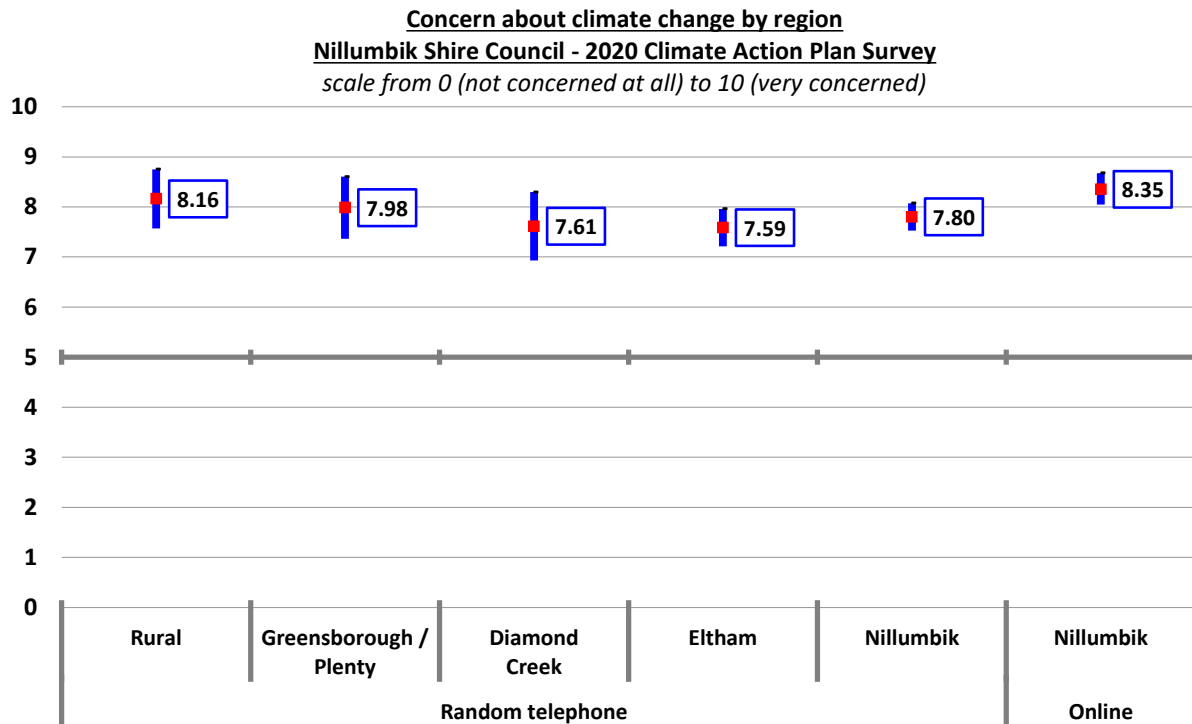
The following graphs provide the average level of concern about climate change, on a scale from zero (not concerned at all) to 10 (very concerned).

Consistent with the raw results outlined in the above table, it is noted that the self-selecting online survey respondents rated their concern about climate change measurably higher than the random sample telephone survey respondents (8.35 compared to 7.80).

There was no statistically significant variation in the average concern about the issue of climate change observed in the random telephone survey results between respondents from the four precincts.

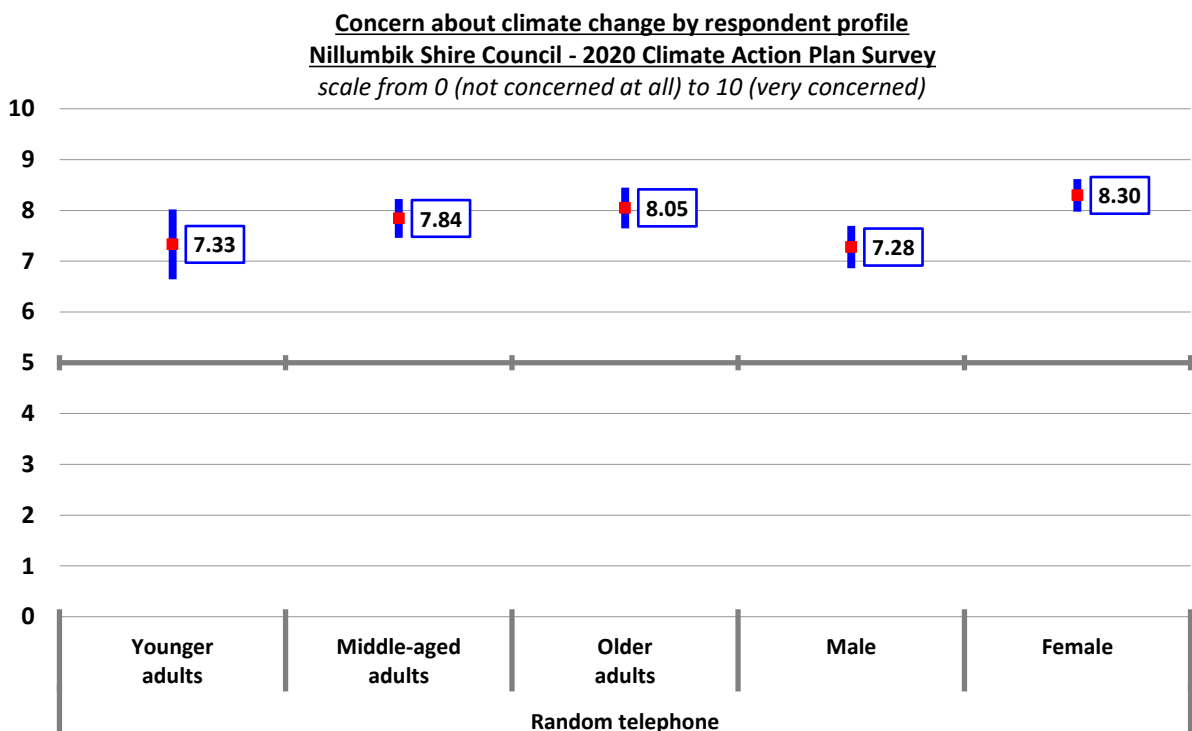
It is noted, however, that the Rural precinct respondents rated their concern about climate change somewhat higher than respondents from Diamond Creek and Eltham precinct respondents.





There was some variation in the average concern about climate change observed by respondent profile, as follows:

- **Age structure** – the average concern with climate change increased with the respondents' age, although this increase was not statistically significant.
- **Gender** – female respondents rated their concern about climate change measurably and significantly higher than male respondents.



Impacted by climate change

Respondents were asked:

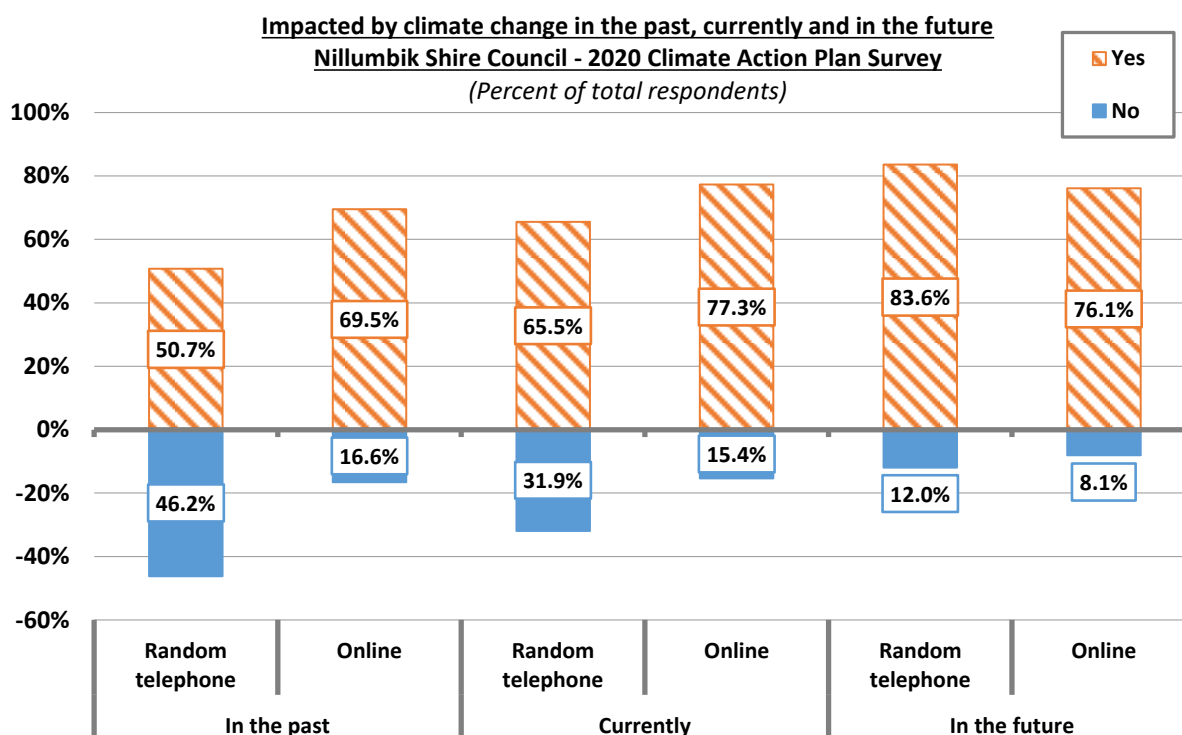
“Do you believe you have been impacted by climate change?”

Most of the respondents to both the random telephone and self-selecting online surveys believe that they had been, were currently, or will be in the future, impacted by climate change.

The proportion of the random telephone survey respondents who felt impacted by climate change increased from half (50.7%) for being impacted in the past, to two-thirds (65.5%) for currently being impacted, to more than four-fifths (83.6%) believing they will be impacted in the future.

The online survey respondents were more likely to consider they had been impacted in the past (69.5%) and were being currently impacted (77.3%) but were slightly less likely to believe they would be impacted in the future (76.1%).

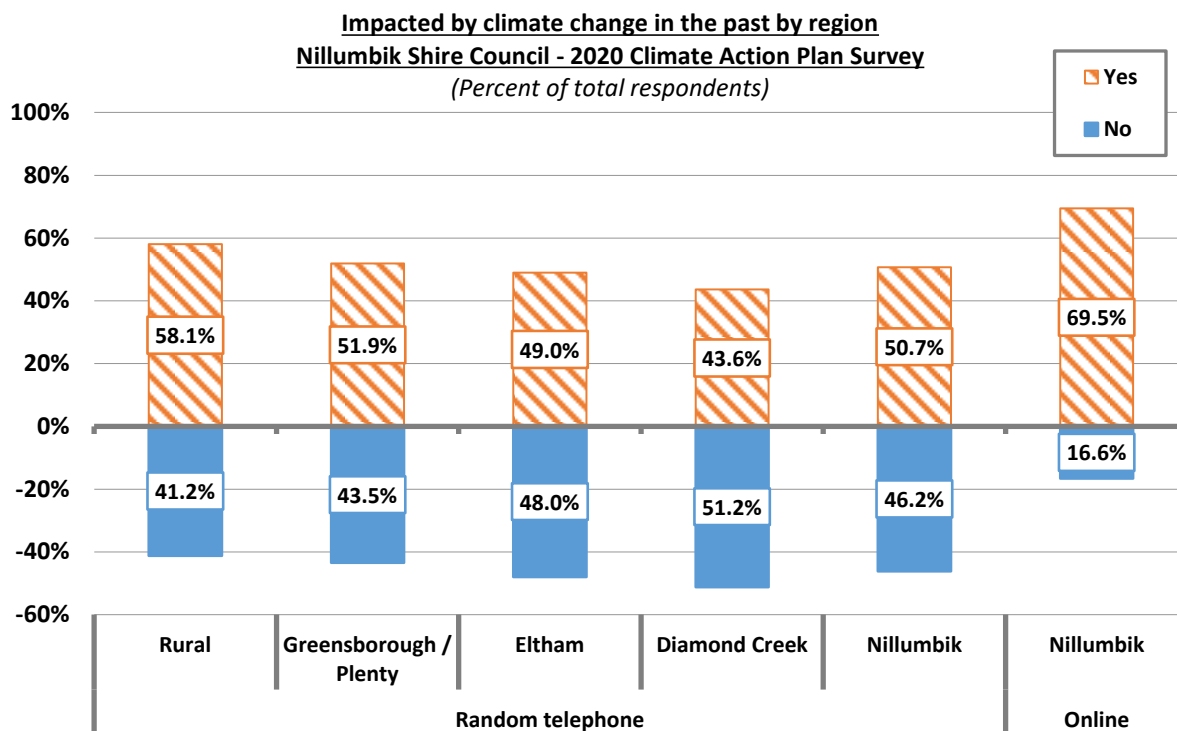
These results clearly indicate that a significant majority of respondents across the Nillumbik Shire believe that climate change has, is, and will continue to impact them personally.



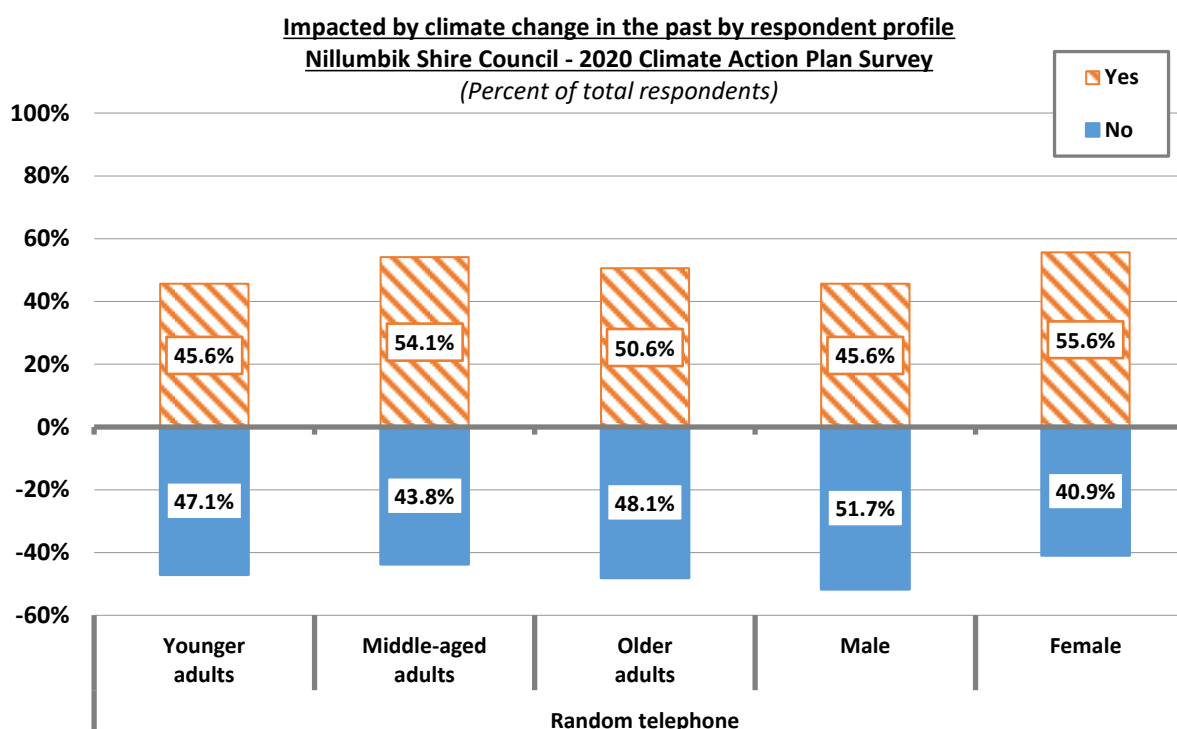
The following section provides a breakdown of the random telephone survey results by precinct and by respondent profile

Impacted by climate change in the past

Whilst there was no measurable variation in the random telephone survey results, it is noted that respondents from the Rural precinct (58.1%) were somewhat more likely to believe they had been impacted in the past, whilst those from Diamond Creek (43.6%) were less likely.

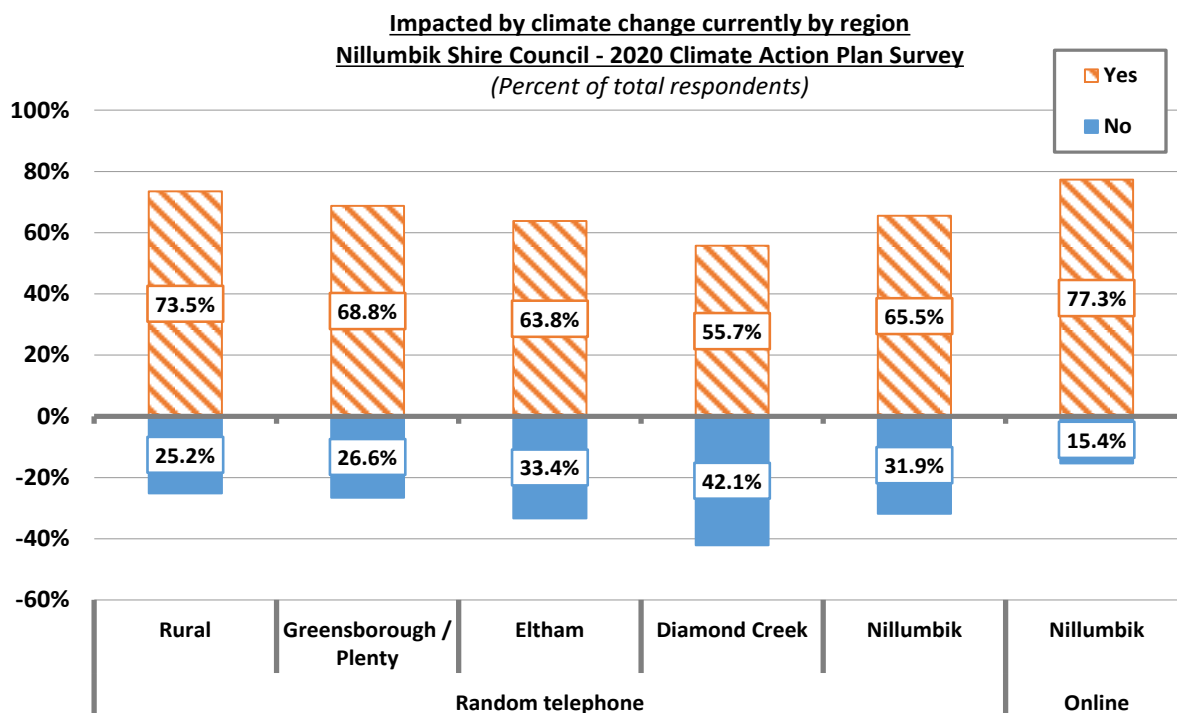


Younger respondents (aged 18 to 34 years) were less likely to believe they had been impacted by climate change in the past than other respondents, and female respondents were measurably more likely than male respondents to believe that they have been impacted.

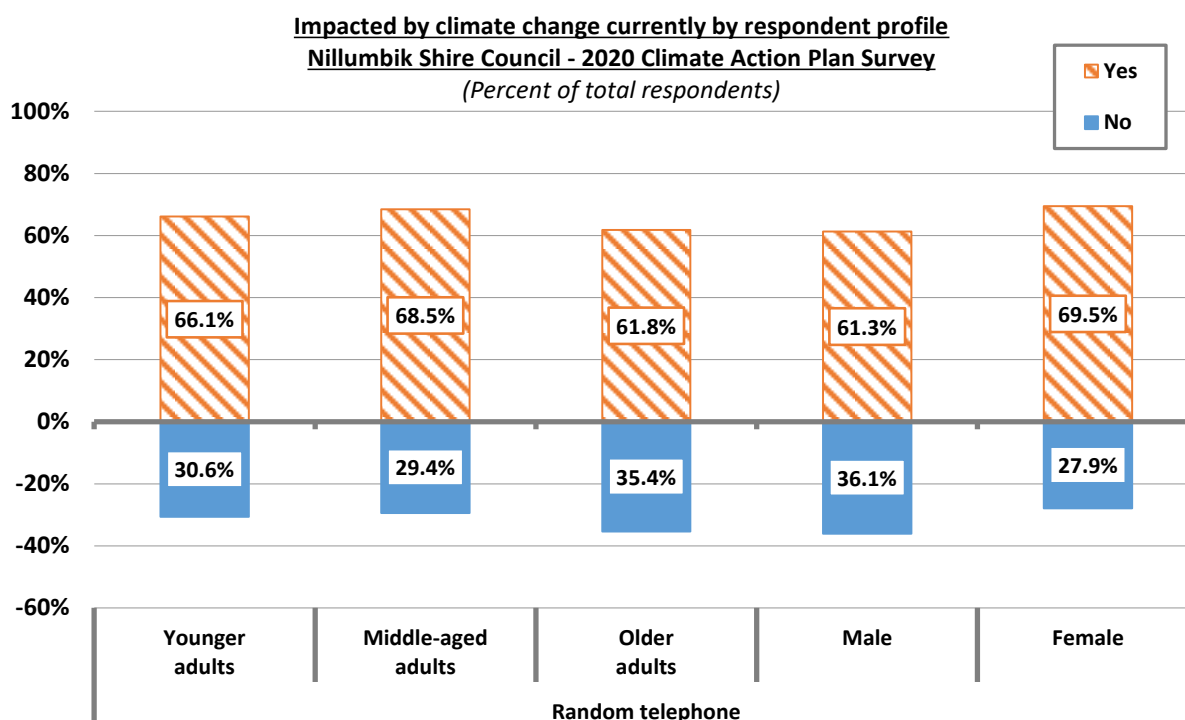


Currently impacted by climate change

There was measurable variation in the random telephone survey results observed by precinct, with respondents from the Rural precinct (73.5%) measurably more likely to believe they were currently being impacted by climate change, whilst respondents from Diamond Creek (55.7%) were measurably less likely.

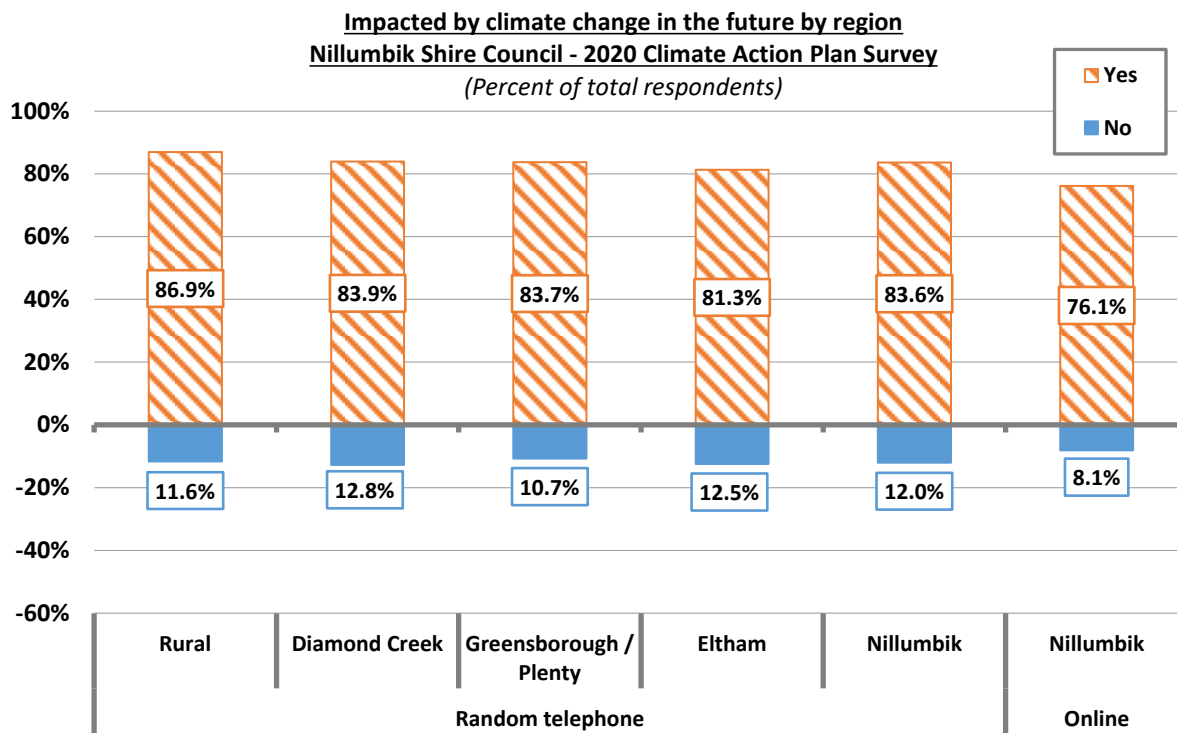


Whilst there was no measurable variation in the random telephone survey results observed by respondents' age structure, it is noted that female respondents were measurably more likely than male respondents to believe they were currently being impacted.

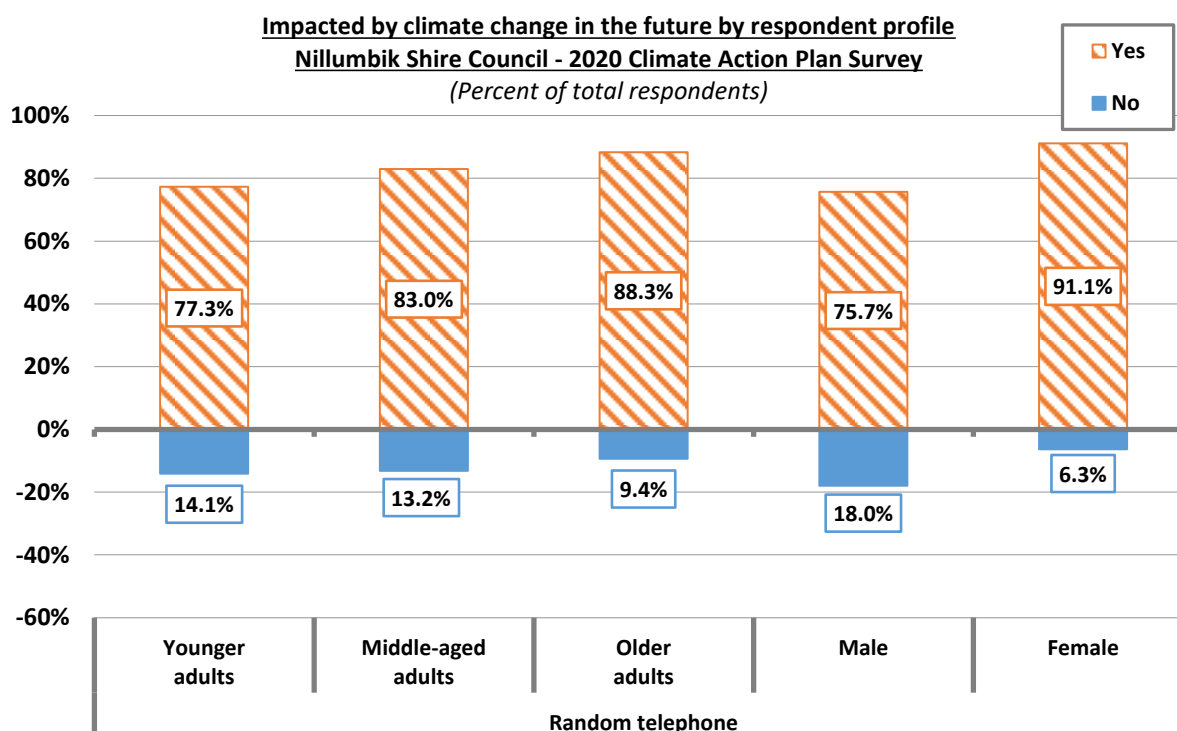


Impacted by climate change in the future

There was no measurable variation in the random telephone survey results, in the proportion of respondents who believe they will be impacted by climate change in the future, observed by precinct.



Whilst there was no measurable variation in the random telephone survey results observed by respondents' age structure, it is noted that female respondents were measurably more likely than male respondents to believe they would be impacted in the future.



Ways of being impacted by climate change

Respondents were asked:

“In what ways, if any, do you believe that you or your household have been directly impacted by climate change?”

Respondents were asked to nominate in ways in which they believe that they or their household had been directly impacted by climate change.

A little less than half (44.3%) of the random telephone survey respondents nominated at least one way in which they believe they or their household had been directly impacted by climate change. These respondents nominated approximately 1.5 ways each.

The self-selected online survey respondents, however, were significantly more likely to believe that they or their household had been directly impacted by climate change, with 83.4% of the online survey respondents nominating an average of three ways each.

The difference in these two sets of results is significant, as it highlights the difference between how the underlying Nillumbik community believes that it is being directly impacted by climate change, compared to the sub-set of the Nillumbik community who felt sufficiently engaged with the issue of climate change to motivate themselves to take the steps necessary to participate in the voluntary online survey.

The most nominated way in which the random telephone survey respondents believe that they and their household have been directly impacted by climate change was related to bushfires, with more than one-fifth (22.0%) of the total random telephone survey respondents nominating this issue.

The other issues nominated by a significant number of random telephone survey respondents related to hot weather / heat waves (9.5%), changes in weather patterns (8.8%), and extreme weather (6.0%). These issues are all related and focus on the weather impacts of climate change on the community.

A small number of random telephone survey respondents nominated a range of other impacts they believe that climate change has had on them and their household.

A significantly different picture is observed in the results of the self-selected online survey respondents. These respondents were almost twice as likely to believe that they had been directly impacted by climate change (83.4% compared to 44.3%), and the issues they nominated were different as well.

The most nominated impacts of climate change by the self-selected online survey respondents were bushfires (49.9%), hot weather / heat waves (32.0%), impacts on the environment / wildlife (29.2%), impacts on physical and / or mental health (20.9%), extreme weather (20.7%).



Metropolis Research draws particular attention to the fact that some of the impacts of climate change that the online survey respondents nominated were impacts that are unlikely to have directly impacted the respondent or their household. A good example of this is impacts on the environment / wildlife, which whilst they could clearly be impacts of climate change, are less likely to be directly felt by respondents. This is also true in relation to bushfires, as relatively few Nillumbik community residents will have been directly impacted by a bushfire on their property, although they may have been impacted in other ways, such as insurance costs, disruption to lifestyle, impacts on family and friends.

Reading in detail the open-ended responses received by the online survey respondents shows that some of these respondents took this question as an opportunity to outline the many ways in which they felt that climate change was a problem that needed addressing, or discussing global issues, rather than focusing on the actual question which focused on the direct personal impacts of climate change on members of the Nillumbik community.

Ways of being impacted by climate change directly
Nillumbik Shire Council - 2020 Climate Action Plan Survey
(Number and percent of total respondents)

Response	Random		Online	
	Number	Percent	Number	Percent
Bushfires	88	22.0%	198	49.9%
Hot weather / heat waves	38	9.5%	127	32.0%
Change in weather patterns	35	8.8%	40	10.1%
Extreme weather	24	6.0%	82	20.7%
Drought / low rainfall	12	3.0%	50	12.6%
Water levels / supply / usage	11	2.8%	29	7.3%
More floods / storms	10	2.5%	25	6.3%
Higher utility costs / electricity use	10	2.5%	40	10.1%
Impact on environment / wildlife	9	2.3%	116	29.2%
Food shortage	7	1.8%	18	4.5%
Higher cost of living	5	1.3%	44	11.1%
Pollution / air quality	5	1.3%	28	7.1%
Global warming	4	1.0%	9	2.3%
Garbage disposal	3	0.8%	5	1.3%
Impact on physical / mental health	3	0.8%	83	20.9%
Impact on lifestyle	3	0.8%	22	5.5%
Future of children	2	0.5%	12	3.0%
Impact of government policy	2	0.5%	16	4.0%
High impact	1	0.3%	2	0.5%
Land productivity	1	0.3%	14	3.5%
Property damage	1	0.3%	3	0.8%
Rise in sea level	1	0.3%	7	1.8%
Overreaction to climate change	0	0.0%	8	2.0%
Power supply / interruptions	0	0.0%	5	1.3%
Other	5	1.3%	39	9.8%
Total responses	280		1,022	
<i>Respondents identifying at least one way</i>	<i>177</i> <i>(44.3%)</i>		<i>331</i> <i>(83.4%)</i>	

There was relatively little significant variation in these results observed across the four precincts comprising the Nillumbik Shire, as follows:

- **Diamond Creek** – respondents were somewhat more likely than average to believe they have been impacted by climate change by bushfires and extreme weather.

Ways of being impacted by climate change directly by region
Nillumbik Shire Council - 2020 Climate Action Plan Survey (random telephone)
(Number and percent of total respondents)

<i>Response</i>	<i>G'borough/ Plenty</i>	<i>Diamond Creek</i>	<i>Eltham</i>	<i>Rural</i>	<i>Nillumbik</i>
Bushfires	20.9%	30.3%	18.2%	22.2%	22.0%
Hot weather / heat waves	13.4%	5.3%	10.7%	8.1%	9.5%
Change in weather patterns	7.5%	5.3%	10.1%	10.1%	8.8%
Extreme weather	3.0%	11.8%	1.9%	11.1%	6.0%
Drought / low rainfall	6.0%	3.9%	1.9%	1.0%	3.0%
Water levels / supply / usage	0.0%	1.3%	5.7%	1.0%	2.8%
More floods / storms	1.5%	3.9%	1.3%	4.0%	2.5%
Higher utility costs / electricity use	3.0%	3.9%	3.8%	0.0%	2.5%
Impact on environment / wildlife	3.0%	9.2%	0.0%	1.0%	2.3%
Food shortage	0.0%	0.0%	1.9%	4.0%	1.8%
Higher cost of living	1.5%	2.6%	0.6%	0.0%	1.3%
Pollution / air quality	3.0%	0.0%	0.0%	3.0%	1.3%
Global warming	0.0%	0.0%	2.5%	0.0%	1.0%
Garbage disposal	1.5%	2.6%	0.0%	1.0%	0.8%
Impact on physical / mental health	0.0%	1.3%	1.3%	0.0%	0.8%
Lifestyle	1.5%	0.0%	1.3%	0.0%	0.8%
Future generation	0.0%	0.0%	1.3%	0.0%	0.5%
Impact of government policy	0.0%	1.3%	0.6%	1.0%	0.5%
High impact	0.0%	0.0%	0.6%	0.0%	0.3%
Land productivity	0.0%	1.3%	0.0%	0.0%	0.3%
Property damage	1.5%	0.0%	0.0%	1.0%	0.3%
Rise in sea level	0.0%	0.0%	0.6%	0.0%	0.3%
Overreaction to climate change	0.0%	0.0%	0.0%	0.0%	0.0%
Power supply / interruptions	0.0%	0.0%	0.0%	0.0%	0.0%
Other	0.0%	0.0%	2.5%	1.0%	1.3%
Total responses	44	61	105	68	280
<i>Respondents identifying at least one way</i>	26 (38.5%)	40 (52.7%)	72 (45.2%)	39 (40.1%)	177 (44.3%)



There was somewhat more variation in these results observed by respondents' age structure and gender, as follows:

- **Younger adults (aged 18 to 34 years)** – respondents were somewhat more likely than average to believe they have been impacted by climate change by bushfires, water levels / supply / use and food shortage.
- **Middle-aged adults (aged 35 to 54 years)** – respondents were somewhat more likely than average to believe they had been impacted by climate change by changes in weather patterns.
- **Older adults (aged 55 years and over)** – respondents were somewhat more likely than average to believe they had been impacted by climate change by hot weather / heat waves.
- **Male** - respondents were somewhat more likely than female respondents to believe that they had been impacted by climate change by extreme weather.

Ways of being impacted by climate change directly by respondent profile
Nillumbik Shire Council - 2020 Climate Action Plan Survey (random telephone)

(Number and percent of total respondents)

Response	Younger adults	Middle-aged adults	Older adults	Male	Female
Bushfires	34.7%	16.7%	18.5%	23.5%	20.6%
Hot weather / heat waves	10.2%	5.1%	13.7%	11.2%	7.8%
Change in weather patterns	5.1%	14.1%	5.5%	7.1%	10.3%
Extreme weather	2.0%	8.3%	6.8%	8.7%	3.9%
Drought / low rainfall	2.0%	3.8%	3.4%	2.6%	3.4%
Water levels / supply / usage	5.1%	1.3%	2.7%	4.1%	1.5%
More floods / storms	3.1%	2.6%	2.1%	3.6%	1.5%
Higher utility costs / electricity use	4.1%	1.3%	3.4%	2.0%	3.4%
Impact on environment / wildlife	3.1%	2.6%	0.7%	2.6%	2.0%
Food shortage	5.1%	0.0%	0.7%	1.0%	2.5%
Higher cost of living	0.0%	2.6%	0.7%	0.5%	1.5%
Pollution / air quality	2.0%	1.3%	0.7%	1.0%	1.5%
Global warming	0.0%	2.6%	0.0%	0.5%	1.0%
Garbage disposal	0.0%	0.6%	2.1%	1.0%	1.0%
Impact on physical / mental health	0.0%	0.0%	2.1%	0.5%	1.0%
Lifestyle	2.0%	0.6%	0.0%	1.0%	0.5%
Future generation	0.0%	0.6%	0.7%	1.0%	0.5%
Impact of government policy	0.0%	1.3%	0.7%	1.0%	0.0%
High impact	0.0%	0.6%	0.0%	0.5%	0.0%
Land productivity	0.0%	0.0%	0.7%	0.0%	0.5%
Property damage	0.0%	0.0%	0.7%	0.0%	0.5%
Rise in sea level	0.0%	0.0%	0.7%	0.5%	0.0%
Overreaction to climate change	0.0%	0.0%	0.0%	0.0%	0.0%
Power supply / interruptions	0.0%	0.0%	0.0%	0.0%	0.0%
Other	0.0%	0.6%	2.7%	1.0%	1.5%
Total responses	77	102	100	144	134
<i>Respondents identifying at least one way</i>	43 (43.8%)	67 (42.9%)	67 (46.0%)	85 (43.6%)	92 (44.9%)

Concern about the effects of climate change

Respondents were asked:

“On a scale of zero (very unconcerned) to ten (very concerned), how concerned are you with the following effects of climate change on the local environment, your work, home, and community?”

Respondents were asked to rate their level of concern with 13 effects of climate change on the local environment, their work, home, and community.

In summary, the random sample telephone survey respondents rated their concern about the 13 effects of climate change as follows:

- **Extremely Concerned** – about harsher fire weather and longer fire seasons, water shortages and droughts, and the health of the natural environment. Approximately three-quarters of respondents were “very concerned” with these effects, whilst less than 10% were unconcerned.
- **Very Concerned** – about impacts on agriculture and land productivity, more frequent / extreme hot days / heat waves, more frequent / extreme storms / floods, and disrupted power supply and communications. Up to approximately two-thirds of respondents were “very concerned” with these effects, whilst approximately 10% were unconcerned.
- **Moderately Concerned** – about damage to roads, buildings and private dwellings, increased weed and pest animals, the ability to maintain public gardens and green spaces, physical health impacts of climate change, and reduced access to / availability of community services. Between a third and less than half of the respondents were “very concerned” about these effects, whilst approximately one-sixth were unconcerned.
- **Mildly Concerned** – about the mental health impacts of climate change. Whilst one-third of respondents were “very concerned” about this effect, a little more than one-quarter were unconcerned.

These results suggest a significant degree of concern in the Nillumbik community with the effects of climate change on a range of effects, with a particularly strong focus on fire and water security.

Whilst these results overall show a significant degree of community concern about the effects of climate change on the natural environment, agricultural land, public lands, the weather, and the build environment; there was notably less concern about the effects of climate change on the availability and access to community services, as well as the physical and (most particularly) the mental health impacts of climate change.

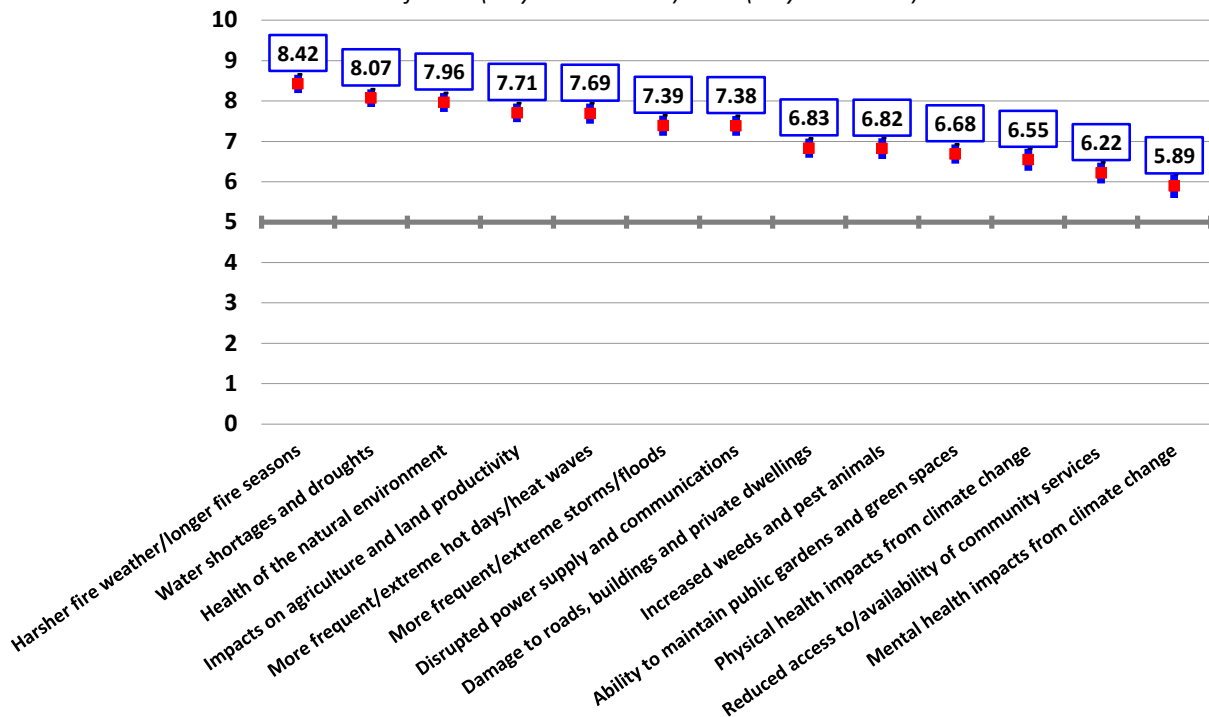
The results from the self-selecting online survey respondents showed a higher average degree of concern about all 13 of these effects, with a statistically significantly higher degree of concern about mental health impacts from climate change (21.2% higher), physical health impacts of climate change (12.1% higher), more frequent and extreme hot days and heat waves such as heat stress (7.2% higher), and the impacts on agriculture and land productivity (6.1% higher).



Concern about effects of climate change on environment, work, home and community

Nillumbik Shire Council - 2020 Climate Action Plan Survey (random telephone)

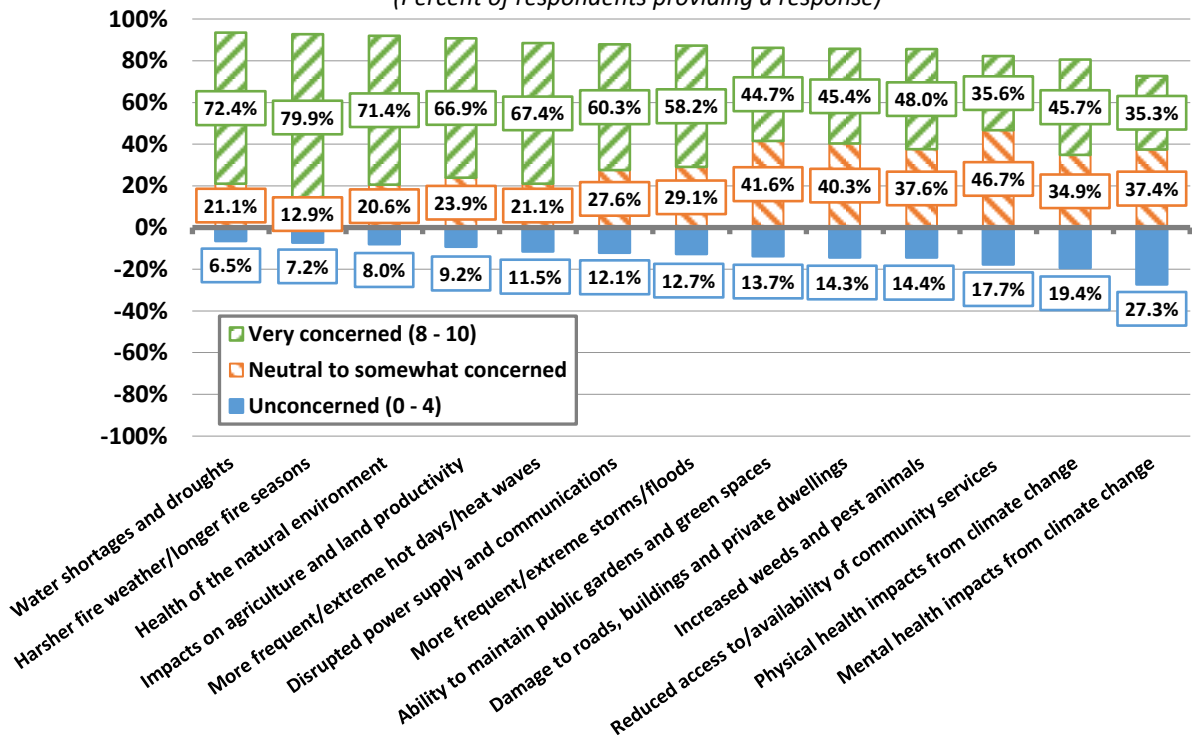
scale from 0 (very unconcerned) to 10 (very concerned)



Concern about effects of climate change on environment, work, home and community

Nillumbik Shire Council - 2020 Climate Action Plan Survey (random telephone)

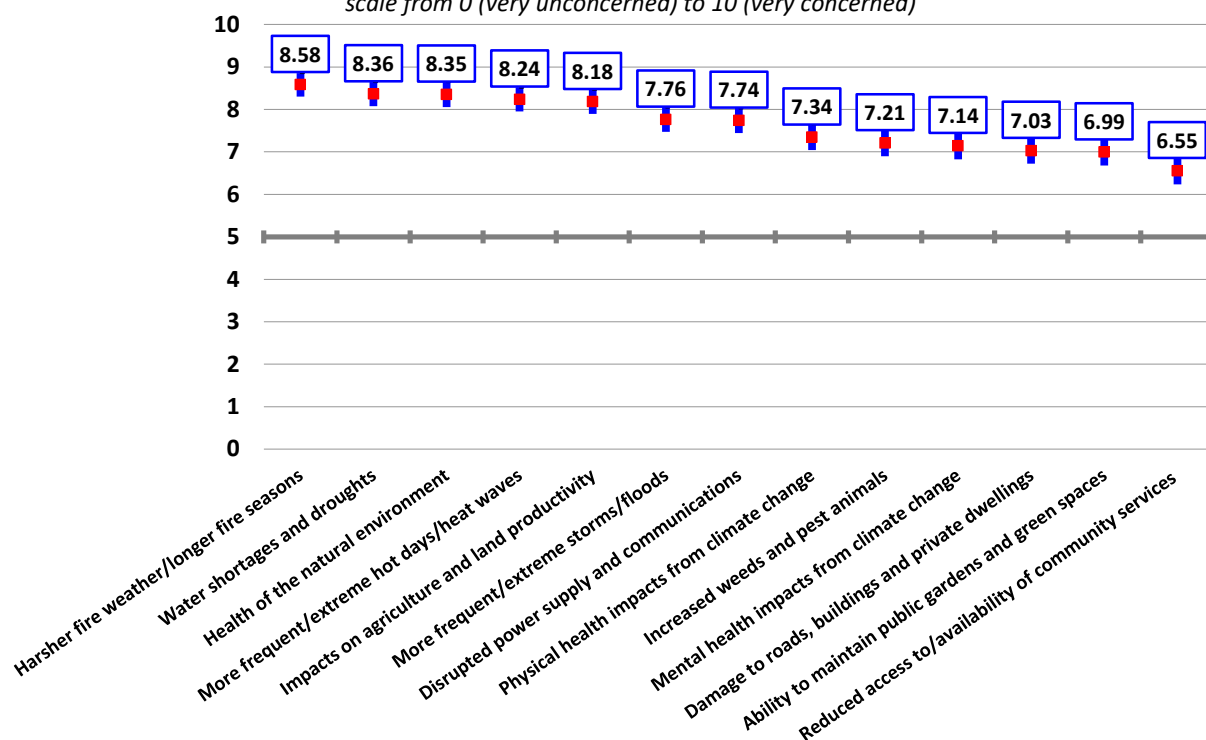
(Percent of respondents providing a response)



Concern about effects of climate change on environment, work, home and community

Nillumbik Shire Council - 2020 Climate Action Plan Survey (online)

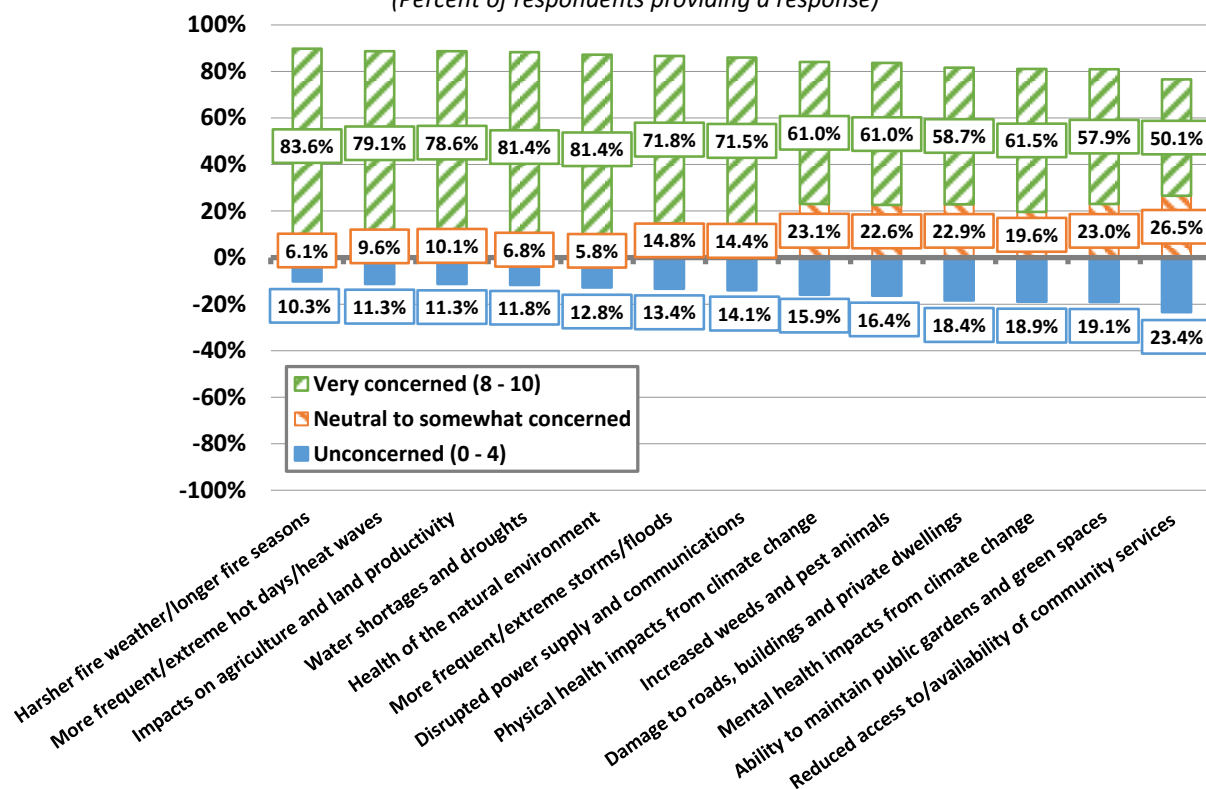
scale from 0 (very unconcerned) to 10 (very concerned)



Concern about effects of climate change on environment, work, home and community

Nillumbik Shire Council - 2020 Climate Action Plan Survey (online)

(Percent of respondents providing a response)



The following table provides the full results to this question for both the random telephone and online survey respondents.

Concern about the effects of climate change on the local environment, your work, home and community

Nillumbik Shire Council - 2020 Climate Action Plan Survey

(Number and percent of respondents providing a response)

Statement	Survey	Unconcerned	Neutral to somewhat concerned	Very concerned	Can't say	Average mean
Harsher fire weather and longer fire seasons	Random	7.2%	12.9%	79.9%	2	8.42
	Online	10.3%	6.1%	83.6%	0	8.58
Water shortages and droughts	Random	6.5%	21.1%	72.4%	4	8.07
	Online	11.8%	6.8%	81.4%	0	8.36
Health of the natural environment (including native plants and animals)	Random	8.0%	20.6%	71.4%	2	7.96
	Online	12.8%	5.8%	81.4%	0	8.35
Impacts on agriculture and land productivity	Random	9.2%	23.9%	66.9%	7	7.71
	Online	11.3%	10.1%	78.6%	0	8.18
More frequent and extreme hot days and heat waves (such as heat stress)	Random	11.5%	21.1%	67.4%	1	7.69
	Online	11.3%	9.6%	79.1%	0	8.24
More frequent and extreme storms and floods	Random	12.7%	29.1%	58.2%	3	7.39
	Online	13.4%	14.8%	71.8%	0	7.76
Disrupted power supply and communications during extreme weather events	Random	12.1%	27.6%	60.3%	1	7.38
	Online	14.1%	14.4%	71.5%	0	7.74
Damage to roads, buildings, and private dwellings	Random	14.3%	40.3%	45.4%	3	6.83
	Online	18.4%	22.9%	58.7%	0	7.03
Increased weeds and pest animals	Random	14.4%	37.6%	48.0%	13	6.82
	Online	16.4%	22.6%	61.0%	0	7.21
Ability to maintain public gardens and green spaces	Random	13.7%	41.6%	44.7%	3	6.68
	Online	19.1%	23.0%	57.9%	0	6.99
Physical health impacts from climate change	Random	19.4%	34.9%	45.7%	2	6.55
	Online	15.9%	23.1%	61.0%	0	7.34
Reduced access to or availability of community services (due to extreme weather events)	Random	17.7%	46.7%	35.6%	13	6.22
	Online	23.4%	26.5%	50.1%	0	6.55
Mental health impacts from climate change	Random	27.3%	37.4%	35.3%	4	5.89
	Online	18.9%	19.6%	61.5%	0	7.14

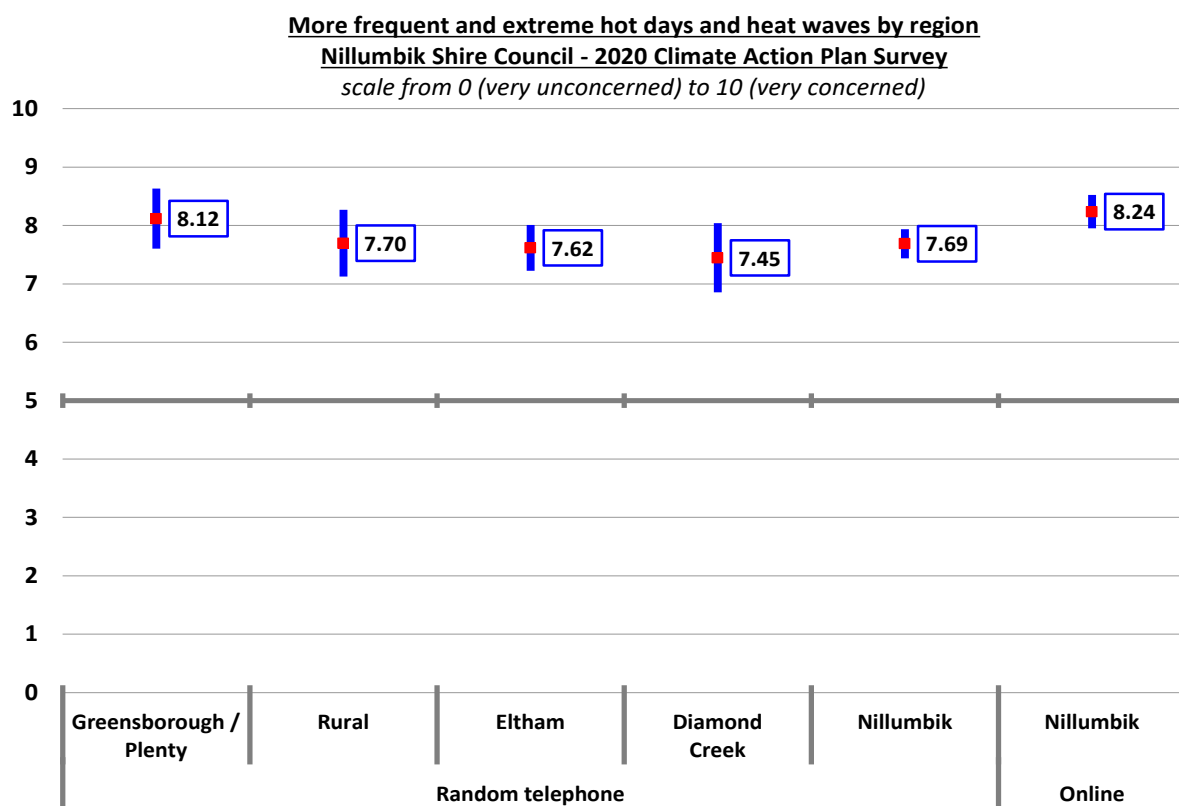
The following graphs provide a breakdown of the random telephone survey results by precinct, as well as the overall result from the self-selecting online survey respondents.

In summary, there was no statistically significant variation in the average concern about these 13 effects of climate change observed across the four precincts.

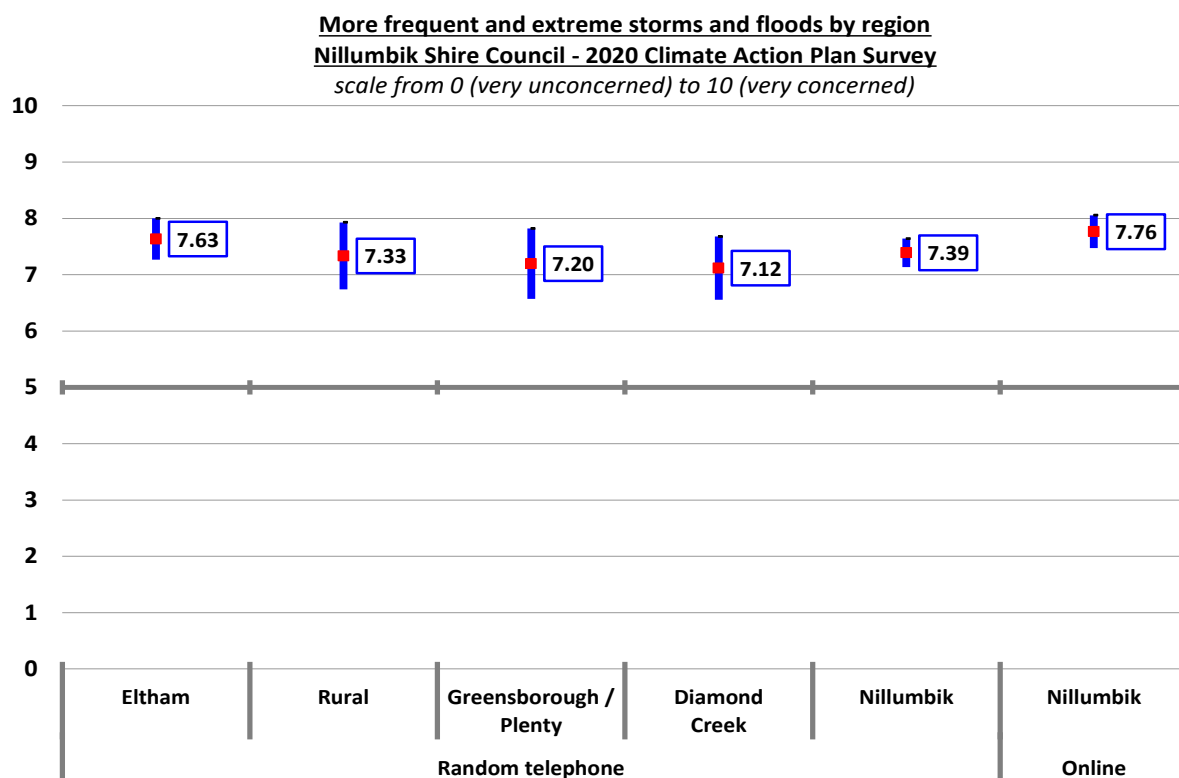
It is noted, however that respondents from Greensborough / Plenty tended to be a little more concerned with many of these aspects than the municipal average.



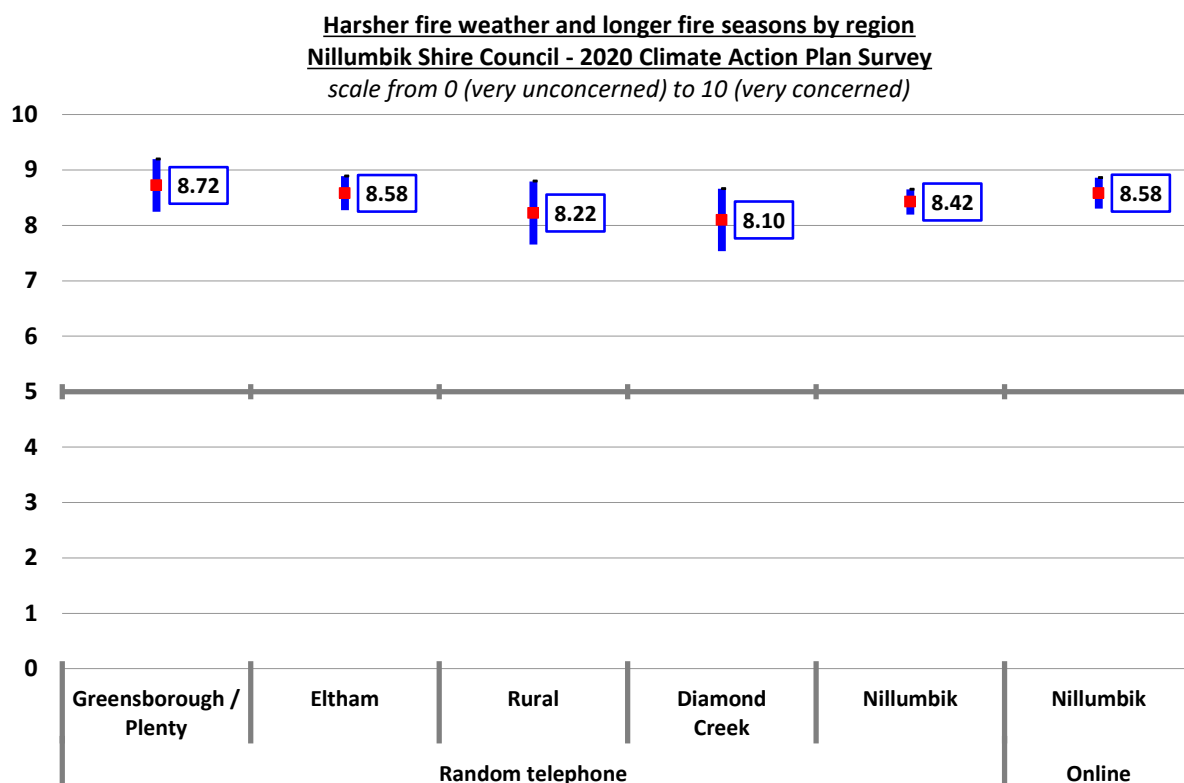
There was no statistically significant variation in average concern about “more frequent and extreme hot days and heat waves” observed across the municipality, although it is noted that respondents from Greensborough / Plenty were somewhat more concerned than average.



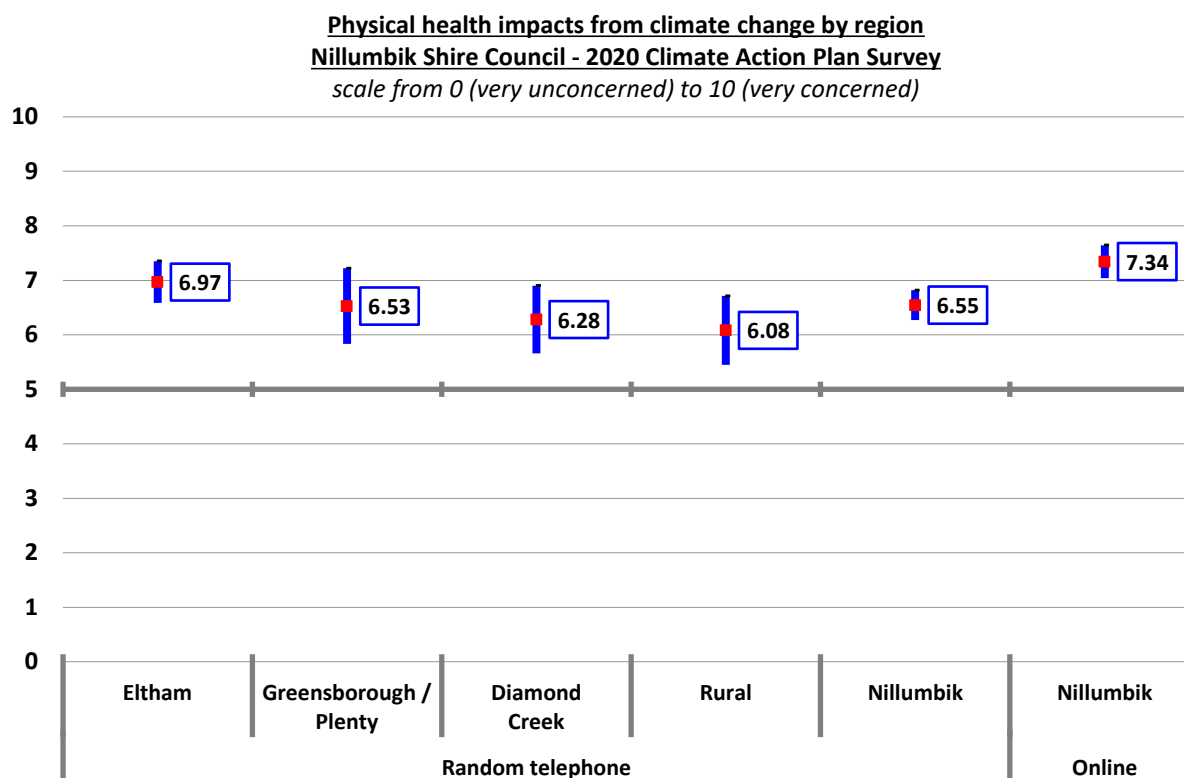
There was no statistically significant variation in average concern about “more frequent and extreme storms and floods” due to climate change observed across the municipality.



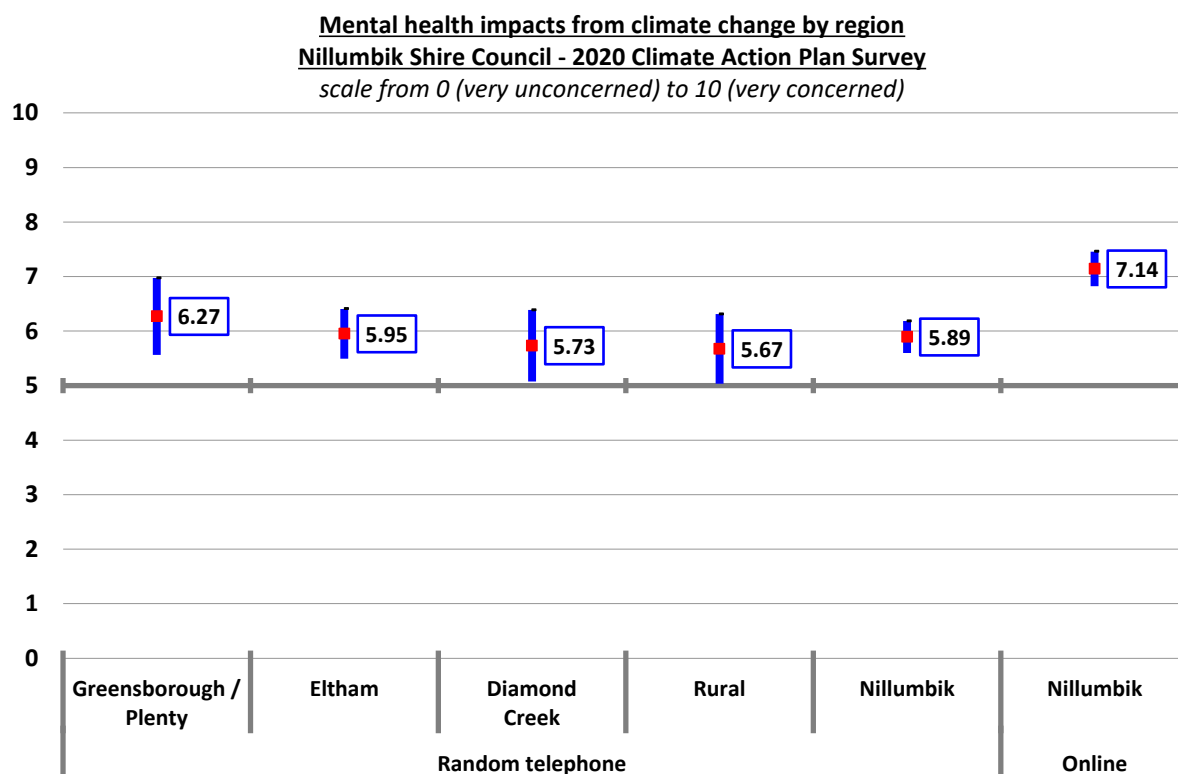
There was no statistically significant variation in average concern about “harsher fire weather and longer fire seasons” due to climate change observed across the municipality.



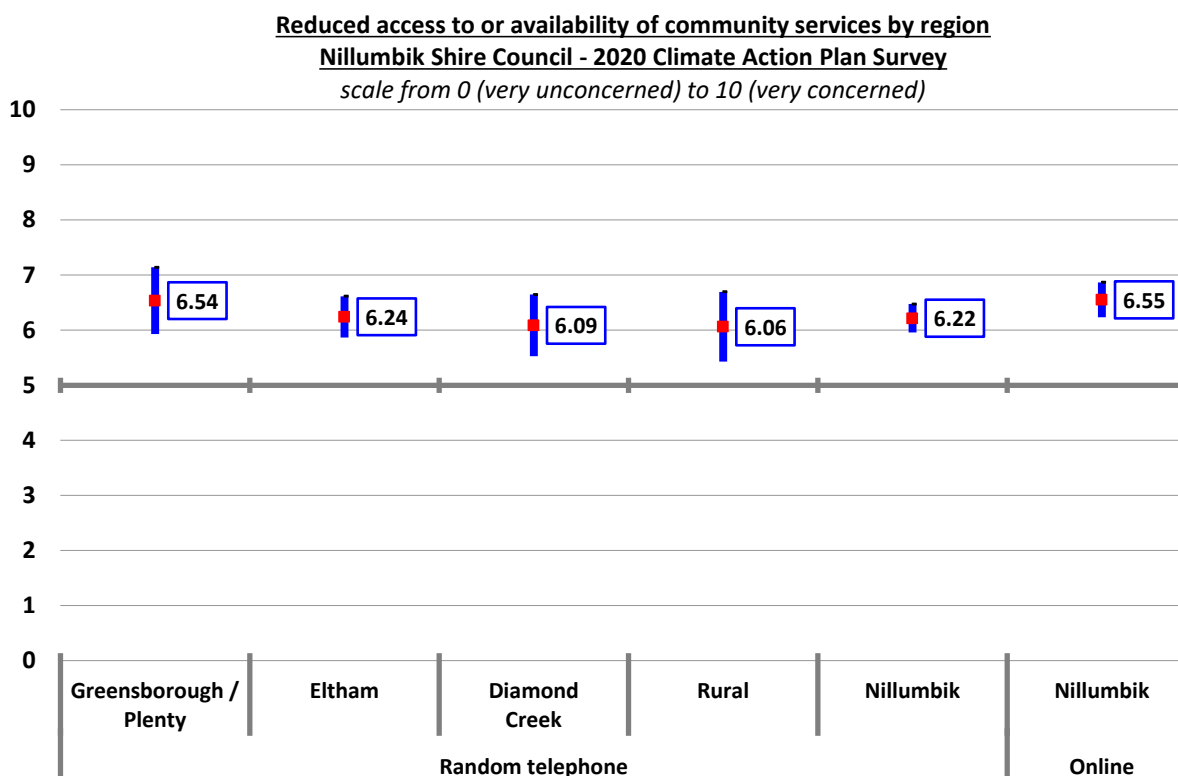
There was no statistically significant variation in average concern about “the physical health impacts of climate change” observed across the municipality, although respondents from Eltham were somewhat more concerned than respondents from other precincts.



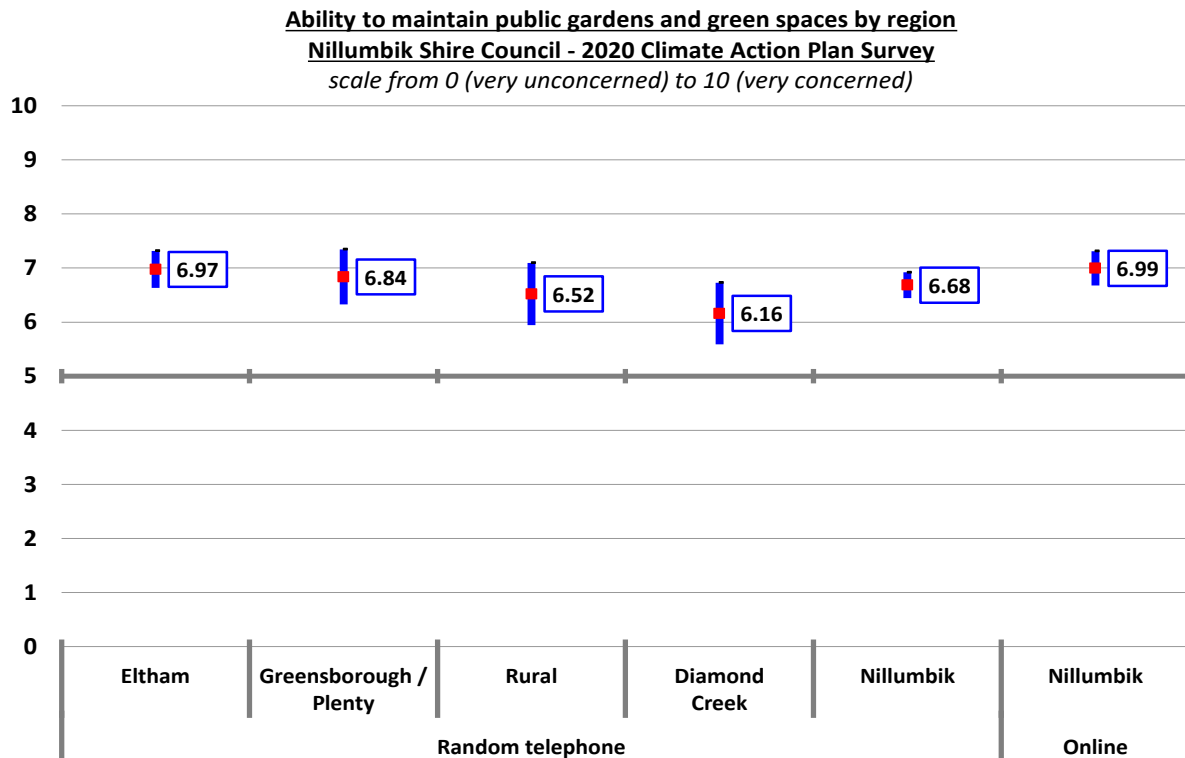
There was no statistically significant variation in average concern about “the mental health impacts of climate change” observed across the municipality.



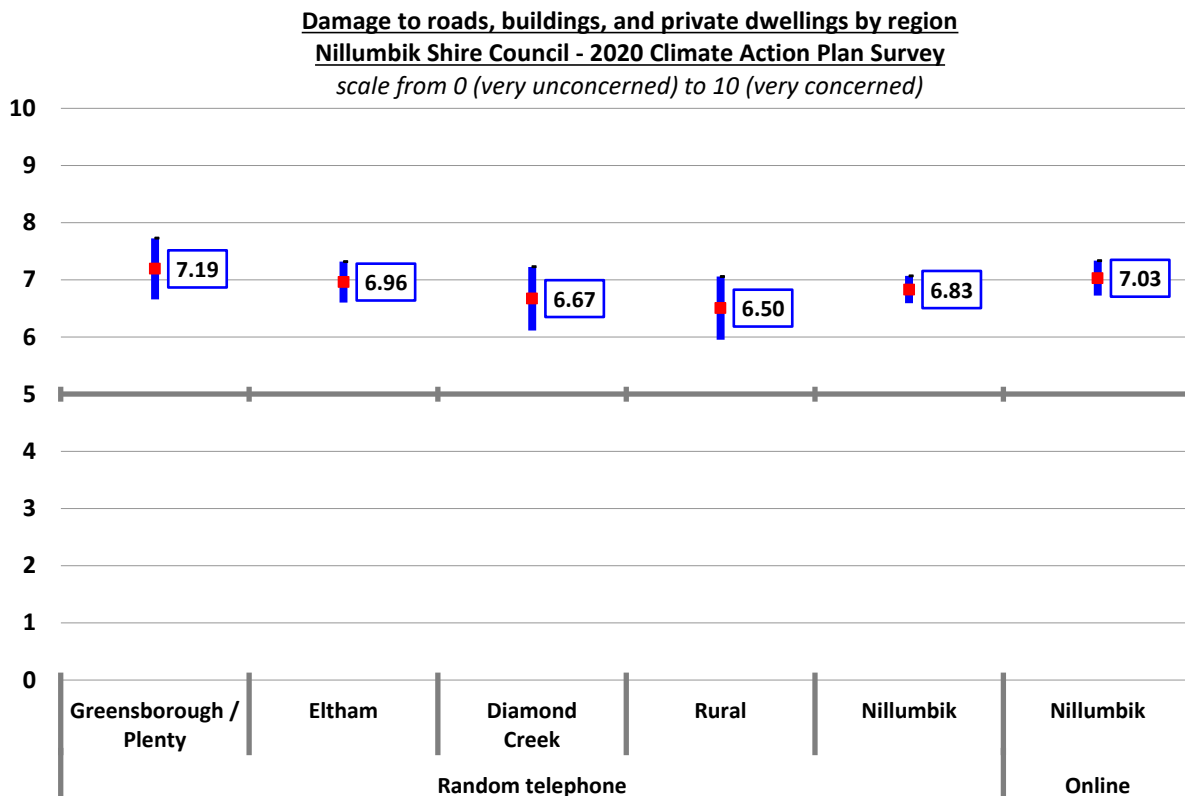
There was no statistically significant variation in average concern about “reduced access to or availability of community services” due to climate change observed across the municipality.



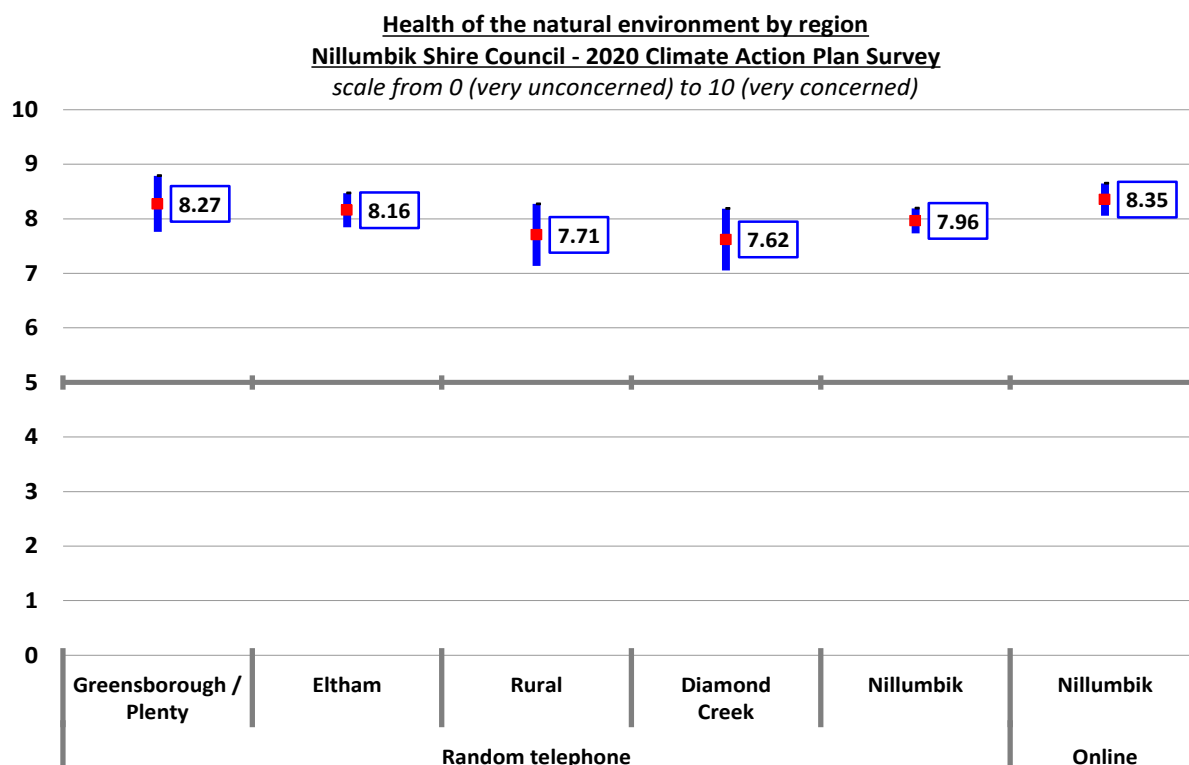
There was no statistically significant variation in average concern about “the ability to maintain public gardens and green spaces” due to climate change observed across the municipality, although respondents from Diamond Creek were somewhat less concerned than average.



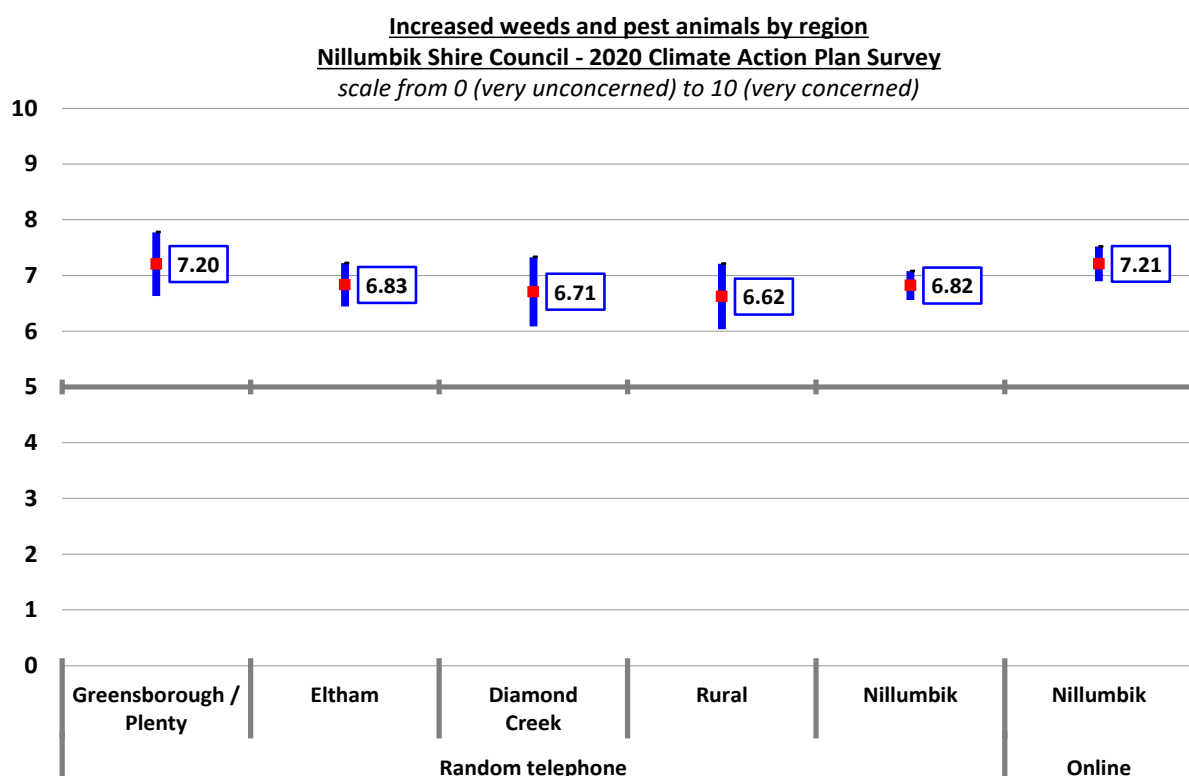
There was no statistically significant variation in average concern about “damage to roads, buildings, and private dwellings” due to climate change observed across the municipality.



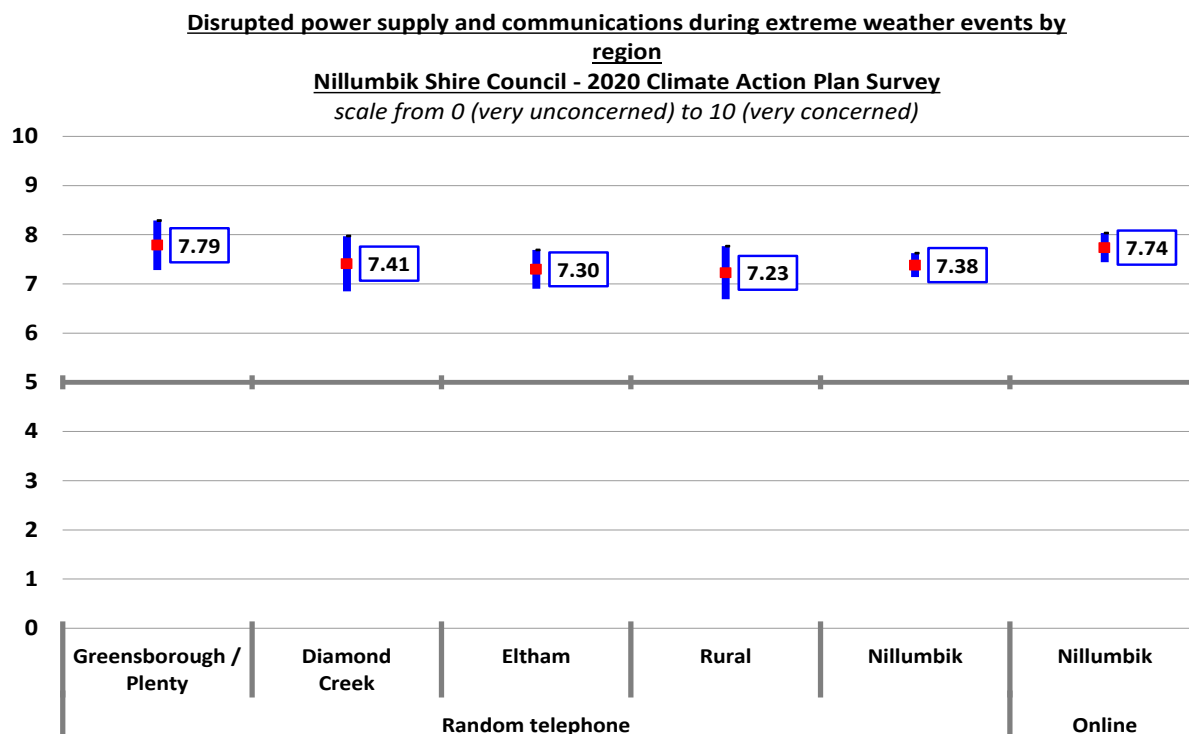
There was no statistically significant variation in average concern about “the health of the natural environment” due to climate change observed across the municipality.



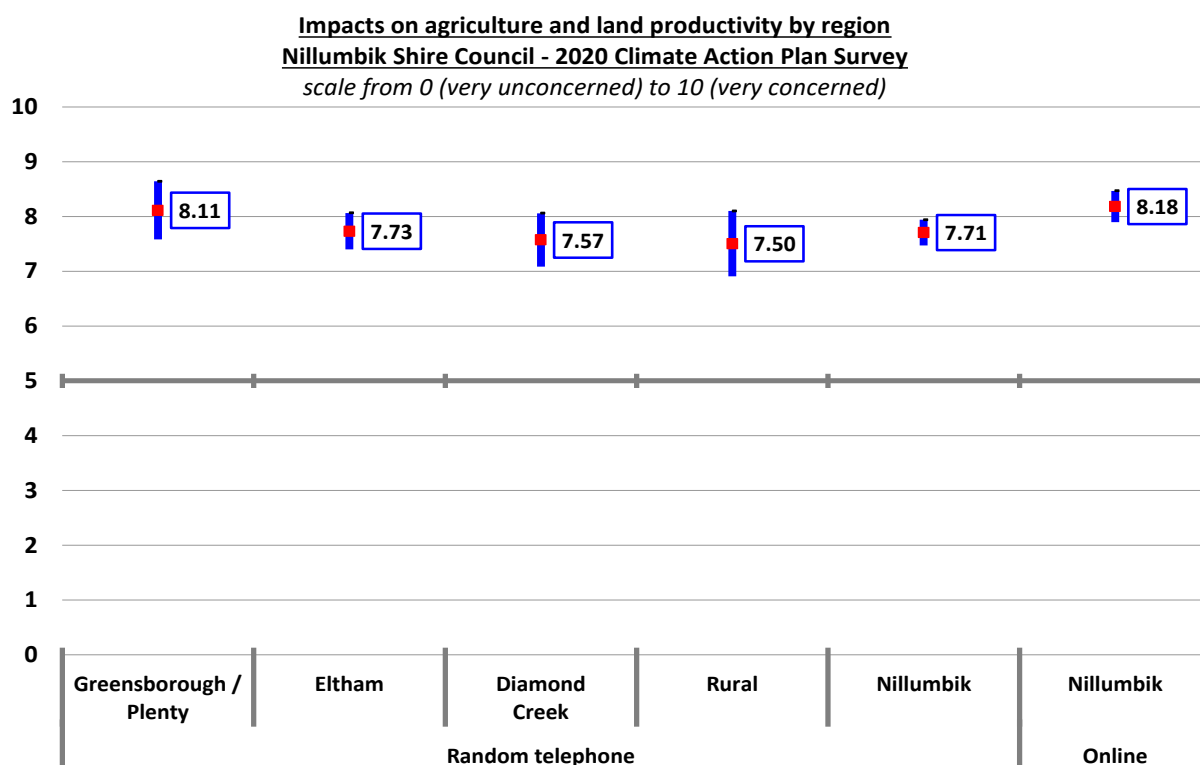
There was no statistically significant variation in average concern about “increased weeds and pest animals” due to climate change observed across the municipality, although it is noted that respondents from Greensborough / Plenty were somewhat more concerned than average.



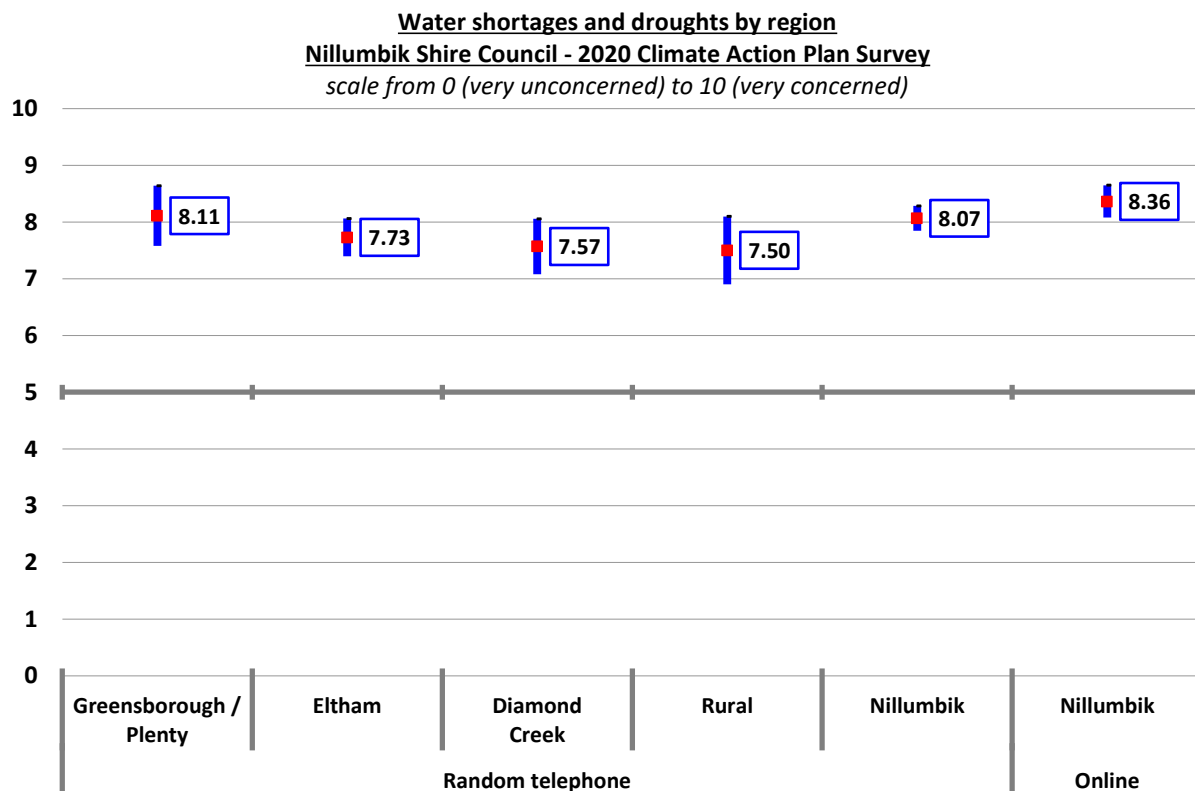
There was no statistically significant variation in average concern about “disrupted power supply and communications during extreme weather events” due to climate change observed across the municipality, although it is noted that respondents from Greensborough / Plenty were somewhat more concerned than average.



There was no statistically significant variation in average concern about the “impacts on agriculture and land productivity” due to climate change observed across the municipality, although respondents from Greensborough / Plenty were somewhat more concerned.



There was no statistically significant variation in average concern about “water shortages and drought” due to climate change observed across the municipality, although respondents from the Rural precinct were somewhat, but not measurably less concerned than the municipal average.



Other effects of climate change

Respondents were asked:

“Are there any other effects of climate change that are of concern to you?”

Respondents were asked if, in addition to the effects of climate change discussed in the previous question, there were any other effects of climate change that were of concern to the respondent.

Whilst just seven percent of the random telephone survey respondents nominated at least one other effect of climate of concern to them, a little more than half (54.9%) of the self-selected online survey respondents nominated an average of more than two other effects of climate change of concern to them.

The 28 random sample telephone survey respondents nominated a wide range of other effects of climate in very small numbers, with air quality, effects on animals and marine life, economic cost, and inaction / lack of vision to counter climate change the most common responses.



The self-selected online survey respondents reported significantly different results for this question than the random telephone survey respondents, as is clear in the following table.

More than half (54.9%) of the self-selected online survey respondents nominated an average of more than two other effects of climate change of concern to them (in addition to the effects discussed in the previous question).

These online survey respondents nominated a wide range of issues, with political / social instability (11.1%), animal / marine life (11.1%), and economic cost (10.1%) the most common responses.

Metropolis Research draws attention to the fact that 12.3% of the self-selected online survey respondents nominated other issues that were not categorised. Many of these responses were unrelated to the nature of the question, were criticisms of perceived Council action or inaction, or other comments (including comments on the validity of the survey and the credibility of the research).

Other effects of climate change that are of concern to you
Nillumbik Shire Council - 2020 Climate Action Plan Survey
(Number and percent of total respondents)

Response	Random		Online	
	Number	Percent	Number	Percent
Air quality	4	1.0%	4	1.0%
Animal / marine life	4	1.0%	44	11.1%
Economic cost	3	0.8%	40	10.1%
Inaction / lack of vision to counter climate change	3	0.8%	31	7.8%
Environment / eco system	2	0.5%	32	8.1%
Extreme weather	2	0.5%	30	7.6%
Future generation	2	0.5%	28	7.1%
Water availability / quality	2	0.5%	13	3.3%
Communication network	1	0.3%	3	0.8%
Deforestation	1	0.3%	7	1.8%
Human population density / migration	1	0.3%	32	8.1%
Impact on health	1	0.3%	33	8.3%
Impact on lifestyle	1	0.3%	16	4.0%
Land usage for agriculture	1	0.3%	9	2.3%
Loss of habitat	1	0.3%	9	2.3%
Political / social instability	1	0.3%	44	11.1%
Rise in ocean levels	1	0.3%	25	6.3%
Overreaction to climate change	0	0.0%	18	4.5%
Food security / production	0	0.0%	10	2.5%
Other	5	1.3%	49	12.3%
Total responses	36		477	
<i>Respondents identifying at least one effect</i>	<i>28</i> <i>(7.0%)</i>		<i>218</i> <i>(54.9%)</i>	

Climate change targets

Respondents were asked whether Nillumbik Council should set the same, a higher, or a lower carbon neutral target for both the Nillumbik community and Council's own operations, than the Victorian State Government has set for the Victorian community and the Victorian government's own operations.

Carbon emission target for Council's own operations

Respondents were asked:

"The State Government has a commitment to make its own operations carbon neutral (i.e., net zero emissions) by 2030. What target should Nillumbik Council set for its own operations?"

The overwhelming majority of both the random telephone and self-selected online survey respondents believed that Council should set the same or a higher carbon neutral target (of net zero emissions by 2030) for its own operations as the Victorian State Government target.

It is noted that the random telephone survey respondents were more likely to prefer that Council set the same target as the Victorian State Government (70.0% compared to 46.6%), whereas the self-selected online survey respondents were less likely to prefer the same target and more likely to prefer that Council set a higher target (35.3% compared to 18.5%).

These results strongly suggest that the Nillumbik community is keen for Council to meet or exceed the carbon neutral targets for its own Council operations, as those set by the Victorian State Government for its government operations.

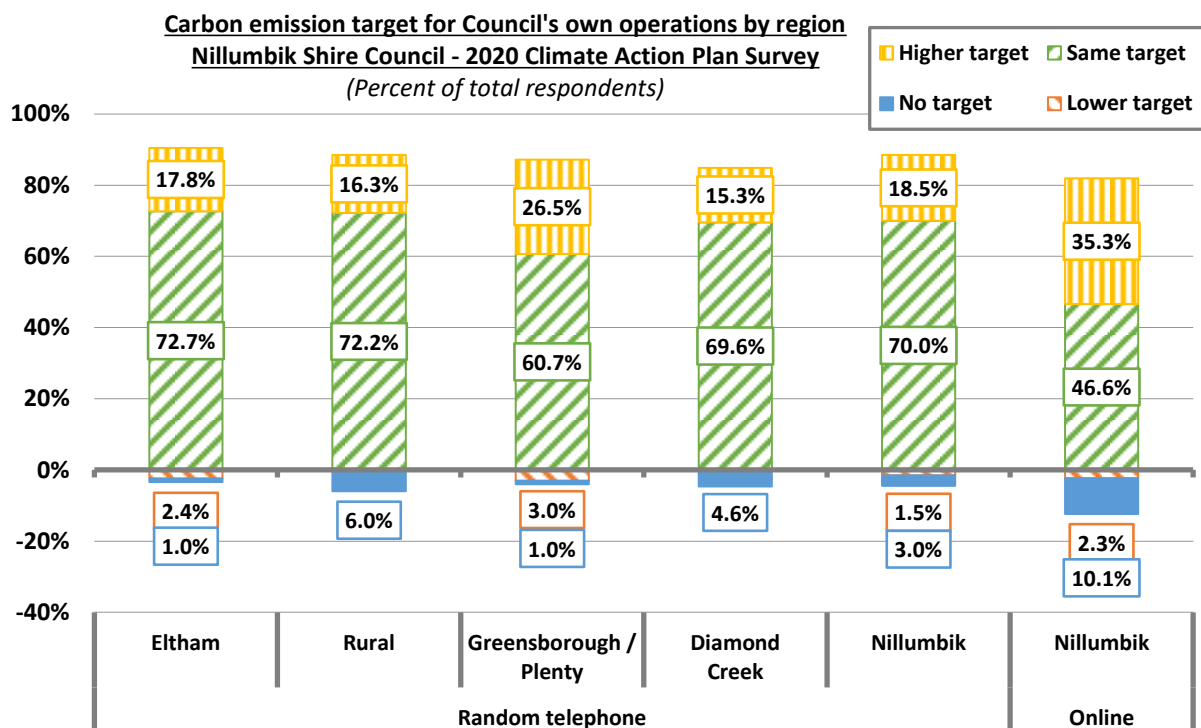
Carbon emission target for Council's own operations
Nillumbik Shire Council - 2020 Climate Action Plan Survey
(Number and percent of total respondents)

Response	Random		Online	
	Number	Percent	Number	Percent
A higher target	74	18.5%	140	35.3%
The same target	280	70.0%	185	46.6%
A lower target	6	1.5%	9	2.3%
No target	12	3.0%	40	10.1%
Not sure / can't say	28	7.0%	23	5.8%
Total	400	100%	397	100%

There was some variation in the random telephone survey results observed across the four precincts, as follows:

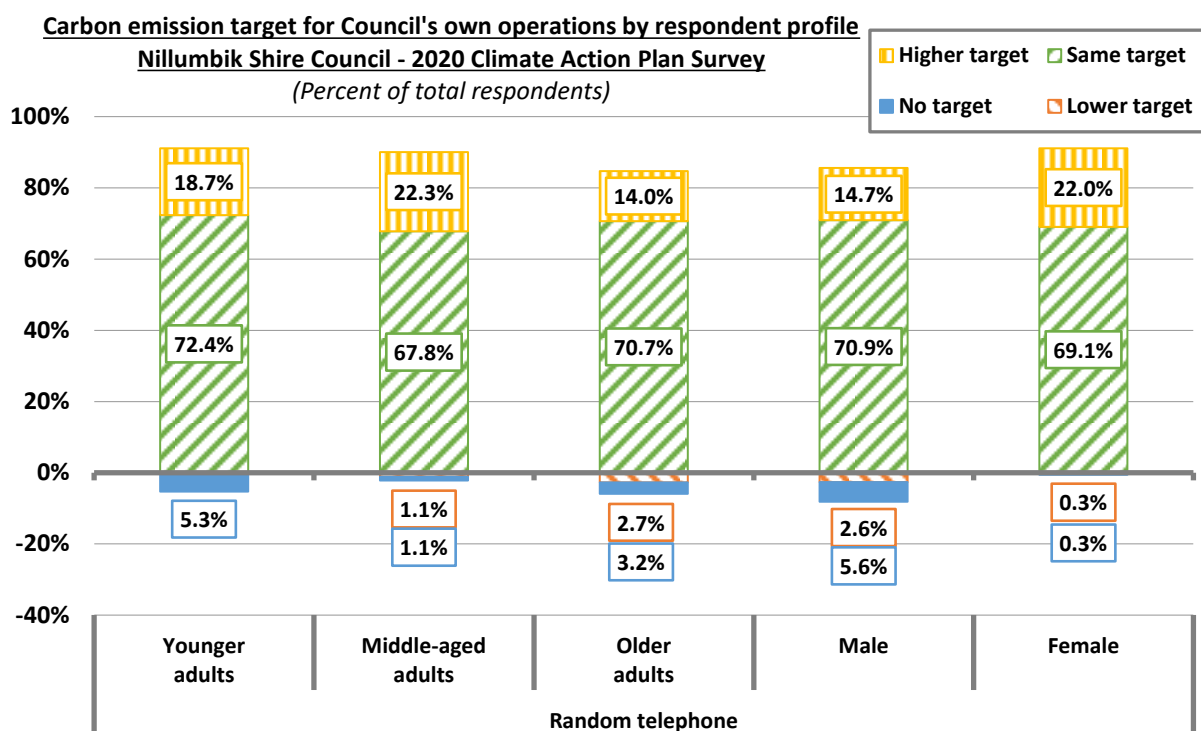
- **Greensborough / Plenty** – respondents were more likely than the municipal average to prefer that Council set a higher target for its own operations than the Victorian State Government.





There was no statistically significant variation in the random telephone survey results observed by the respondents' age structure, although it is noted that:

- **Gender** – female respondents were measurably more likely than males to prefer that Council set a higher target for its own operations than the Victorian State Government.



The following table outlines the responses received from respondents who preferred either a lower or a higher target for Council's own operations as the Victorian State Government has set for its own operations.

Very few respondents preferred that Council set a lower target than the state government.

For the respondents who preferred that Council set a higher than target than the state government, respondents to both the random telephone and the self-selecting online surveys preferred either than Council makes its own operations carbon neutral ASAP or by 2025.

Carbon emission target for Council's own operations
Nillumbik Shire Council - 2020 Climate Action Plan Survey
(Number of responses)

<i>Response</i>	<i>Number</i>	<i>Response</i>	<i>Number</i>
A LOWER TARGET (than the State Government)			
<i>Random telephone survey</i>		<i>Self-selected online survey</i>	
2040	2	30% - 40 % by 2030	1
2050	2	40% by 2030	2
2070	1	50% by 2030	2
2080	1	40% by 2045	1
		40% by 2050	1
Total	6	0% by 2050	2
		Total	9
A HIGHER TARGET (than the State Government)			
<i>Random telephone survey</i>		<i>Self-selected online survey</i>	
Asap	13	Asap	18
2020	1	2020	1
2021	1	2021	3
10% by 2022	1	2022	4
2022	2	2023	1
2023	1	50% by 2024	1
5% by 2025	1	2024	2
2025	42	25% by 2025	1
2026	2	50% by 2025	1
2027	3	2025	92
2028	4	2026	1
Not stated	3	2026-2028	1
		2028	3
Total	74	2035	1
		Not stated	10
		Total	140



Reasons for Council's operations not becoming carbon neutral by 2030

Respondents were asked:

"Why do you think Nillumbik Council's operations shouldn't become carbon neutral by 2030?"

The following table presents the verbatim comments received from the respondents who did not believe that Nillumbik Council's operations should become carbon neutral by 2030.

There were 17 (of the 18) random telephone survey respondents and 40 (of the 49) online survey respondents who did not believe that Council should set a target or should set a lower target than the state government provided a response to this question. Most respondents to both surveys believed that Council should set the same target or a higher target than the state government.

There were several reasons outlined by respondents, with the random telephone respondents focusing on cost and the perception that it won't make a difference or that the state government target is sufficient, and Council does not need to set a target.

Reasons for Nillumbik Council's operations not becoming carbon neutral by 2030

Nillumbik Shire Council - 2020 Climate Action Plan Survey

(Number of responses)

<i>Response</i>	<i>Number</i>
<i>Random telephone</i>	
Too expensive	3
Consistent	1
Don't believe in carbon footprint	1
Humans don't impact weather	1
I don't believe local Council can do anything	1
It is not going to make any difference to the environment	1
Natural effects	1
Not need for it when the State Government has it	1
Reducing oil should be done first	1
Spend money on recycling	1
Technology must improve	1
They have time	1
They should be independent of their target. Our suburb is different to others	1
Under source, as a rate payer I don't want to pay for it	1
Won't make a difference	1

Total

17

The online survey respondents tended to provide more expansive responses, as outlined in the table. These responses are more difficult to summarise given that they tend to be quite involved and specific to the views of the individual respondent.

Online	
Not a Council responsibility / concern	4
Because it will cost us ratepayers and make no difference	3
It's a waste of rate payers' money. Stick to basics, rubbish, roads and lowering rates	2
It's a waste of time, resources, and money	2
Almost entirely natural processes. I support reducing pollution but attempting to totally go carbon neutral will be too costly with little or no effect on the climate. This will hurt ratepayers with zero real benefit	1
Because it is not possible unless council stop driving vehicles and walk everywhere and live in a cave. Unless China stops using electricity the world will still change	1
Because it won't change the climate. The role of local government is not to act on climate change; only meaningful action can be done by federal and state governments. You are kidding yourself if you think that the actions of a local government can contribute in any meaningful way in terms of the reduction of greenhouse gases. Just act responsibly, clean up rubbish and look after the local environment. Declaring a climate emergency or climate targets is empty virtue signalling	1
Because it's a pointless distraction from your job, which is to efficiently provide municipal services, and it will provide excuses for both failing to do that job, and failing to keep your costs under control	1
Because Nillumbik Council should be carved up and amalgamated into neighbouring councils	1
Because the Council will use this to ram draconian restrictions on people	1
Because there is no actual proof that carbon DIOXIDE is the major cause of the actual change of climate. Don't waste finances trying to change nature	1
Because we don't have sufficient power alternatives, particularly to power electric vehicles	1
I would encourage everyone to be efficient with their impacts on the environment. This has the added benefit of cost reductions which means much needed funds for proper worthwhile initiatives. Carbon neutral is just a woke term that means nothing as humans can never be properly carbon neutral. The concept is ludicrous	1
Carbon dioxide is an essential-for-life atmospheric gas. It is not a pollutant. Human-produced CO2 in such a tiny amount of atmospheric CO2, and a far tinier amount of greenhouse gas in the atmosphere. Becoming carbon neutral will do nothing to save the planet - it will only make people feel better with the illusion of doing something good. Real pollution needs to come to the fore if we are really going to save the environment and planet. Stop using fossil fuels and stop producing and dumping toxic materials in the atmosphere and waterways. Governments need to ban or heavily tax these practices, including the production of unbiodegradable plastics made from petrochemicals	1
Council should stick to the local government only	1
Depends on cost	1
Do not get caught up in the cult of climate change. Over 80% of the world's energy still reliant upon fossil fuels and spending money towards it will not fix your incorrect thinking that money will fit it	1
Doubtful if a Council can make any difference	1
Given the small ratepayer base it is not reasonable to expect the ratepayers to bear the additional cost when Council inadequately maintains existing infrastructure with its current funding	1
I do not want utility prices to increase. Without subsidies renewables are unaffordable	1



I don't believe we can function with expensive renewable electricity and still have enough power and affordable electricity	1
I don't think they should unless it makes financial sense	1
I think they should, but I think the pressure shouldn't be as high as in the federal government	1
If it costs ratepayers money, I don't think they should	1
Nillumbik Council aim should be to minimise ALL impacts in a practical and economic way. You won't because you are virtue signalling to the socialist left	1
No need. Australian carbon emissions are so little. The benefits of carbon neutral are so little compared to the damage to economy, jobs, and people	1
Not necessary	1
Not their problem. Who's going to pay for it, our rates are the highest around, you can't get blood from a stone, we're not paying for Council do good wankers to eat muffins!	1
Requires action which would be too extreme. A more gradual transition is desirable	1
Should align to the State plan for Victoria	1
Should have already been done - and it's unrealistic. Council should give money to rate payers so that rate payers can be carbon neutral. Not top down but bottom up - surely all residents deserve tanks, free plants, free recycling, free solar and wind power? Wouldn't this benefit the planet more than just a Council building if your goals were genuine - rather than a means to get a new Eltham office? It's all talk, support your 60,000 residents rather than 59 expensive staff! You don't fix weeds, plant good useful trees, we need to drive distances because of our wonderful location. I'm not walking to shops with kids, heat of day or rain - I want to drive! Maybe increase road speeds so that driving is more efficient - doesn't that blow your mind: not marketable or trendy but would have a genuine positive effective but I imagine you just want "feel good" fixes. Cost on rate payers is already too high. Tender out Council - no carbon needed. Just have state and federal government	1
The date 2030 is a UN/ICLEI initiative that has no place in this Council. We can achieve a net zero for the Council by pursuing the solar strategy of previous Council. Regardless, given the Council's green wedge assets of bush land mitigating climate emissions we would be in credit already and acting as a sequestration area	1
This would be a disaster for standard of living. Rates, power, gas, and water bills would be UNFATHOMABLE. Transport costs, including for food, would be impossible. The World Economic Forum plans to remove the right to private property and ownership of a vehicle, along with other human rights. This is an engineered narrative to drive societal change. The climate disasters are being manufactured. There are indeed growing water shortages, due to reckless and disastrous mismanagement of our water catchments. Our elected government bodies are selling vast amounts of our water to Chinese companies. Also, our water catchments are being compromised by Vic Forests logging ecosystems that are critical to water catchments. Vic Forests, a government body, is breaking Victorian law and clearing integral forests at an alarming rate	1

Total

40



Carbon emission target for the Nillumbik community

Respondents were asked:

“The State Government has a commitment for Victoria to be carbon neutral (i.e., net zero emissions) by 2050. Should Council set a target for the Nillumbik community?”

The overwhelming majority of both the random telephone and self-selected online survey respondents believed that Council should set the same or a higher carbon neutral target (of net zero emissions by 2050) for the Nillumbik community as the Victorian State Government target for the Victorian community.

It is noted that the random telephone survey respondents were more likely to prefer that Council set the same target as the Victorian State Government (64.8% compared to 32.2%), whereas the self-selected online survey respondents were less likely to prefer the same target and more likely to prefer that Council set a higher target (21.8% compared to 49.9%).

These results strongly suggest that the Nillumbik community is keen for Council to meet or exceed the carbon neutral targets for the Nillumbik community, as those set by the Victorian State Government for the Victorian community.

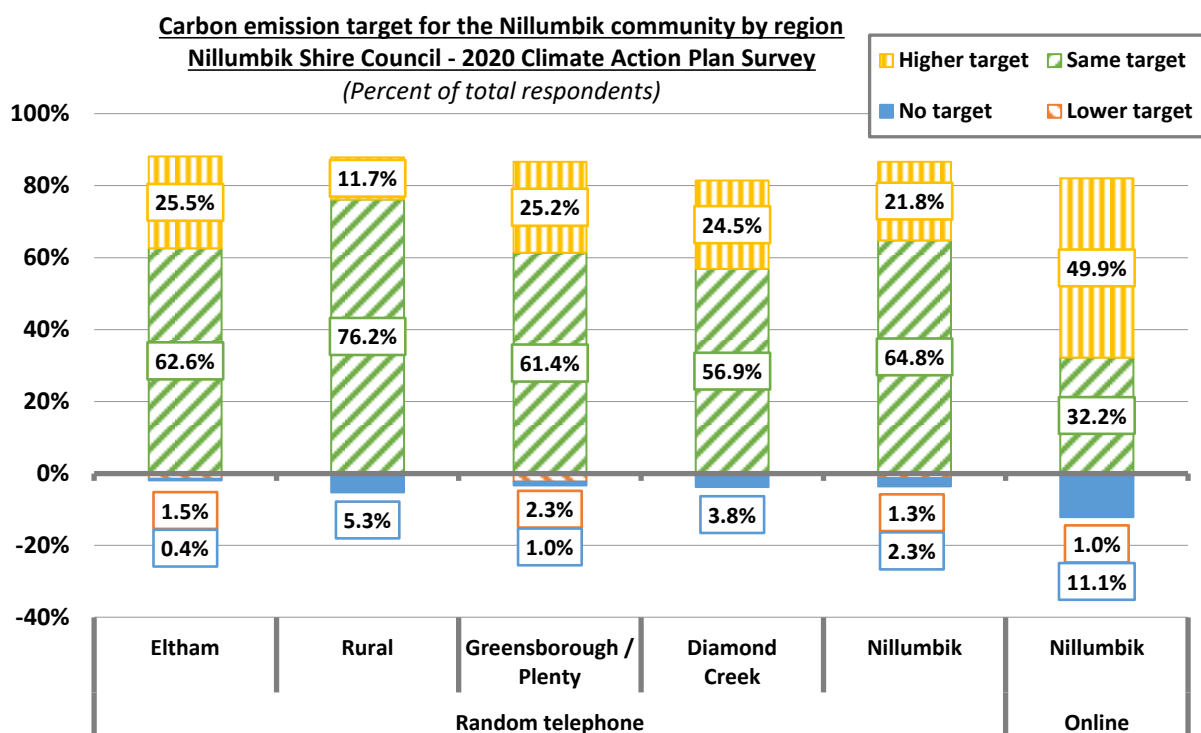
Carbon emission target for the Nillumbik community
Nillumbik Shire Council - 2020 Climate Action Plan Survey
(Number and percent of total respondents)

Response	Random		Online	
	Number	Percent	Number	Percent
A higher target	87	21.8%	198	49.9%
The same target	259	64.8%	128	32.2%
A lower target	5	1.3%	4	1.0%
No target	9	2.3%	44	11.1%
Not sure / can't say	40	10.0%	23	5.8%
Total	400	100%	397	100%

There was some notable variation in the random telephone survey results observed across the four precincts comprising the Nillumbik Shire, as follows:

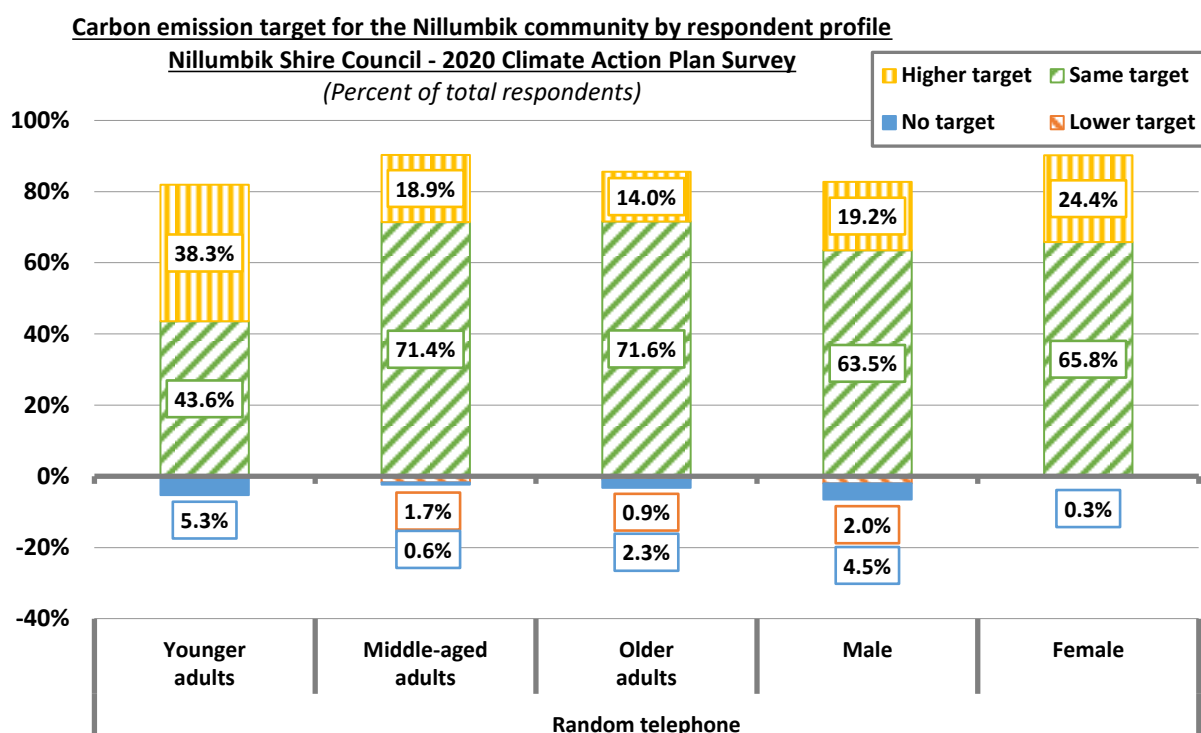
- **Rural precinct** – respondents were less likely than the municipal average to prefer that Council set a higher target for the community than the state government, and more likely to prefer that Council set the same target.
- **Diamond Creek precinct** – respondents were less likely than the municipal average to prefer that Council set the same target for the community than the state government, and more likely to not be sure or cannot say.





There was also some notable variation in the random telephone survey results observed by the respondents' age structure and gender, as follows:

- **Age structure** – younger respondents (aged 18 to 34 years) were significantly more likely than average to prefer that Council set a higher carbon neutral target for the Nillumbik community than the state government, whilst older adults (aged 55 years and over) were less likely.
- **Gender** – female respondents were somewhat more likely than males to prefer that Council set a higher carbon neutral target for the Nillumbik community than the state government.



The following table outlines the responses received from respondents who preferred either a lower or a higher target for the Nillumbik community than the Victorian State Government has set for the Victorian community.

Very few respondents preferred that Council set a lower target than the state government.

For the respondents who preferred that Council set a higher than target than the state government, respondents to both the random telephone and the self-selecting online surveys preferred either than Council aim to make the Nillumbik community carbon neutral ASAP, by 2025, 2030, or 2035 with 2030 the most preferred “other” target.

Carbon emission target for the Nillumbik community
Nillumbik Shire Council - 2020 Climate Action Plan Survey
(Number and percent of respondents providing a response)

Response	Number	Response	Number
A LOWER TARGET (than the State Government)			
<i>Random telephone survey</i>		<i>Self-selected online survey</i>	
50% by 2050	1	20% by 2050	1
2060	2	30% by 2050	1
2070	1	40% by 2050	2
2080	1		
Total	5	Total	4
A HIGHER TARGET (than the State Government)			
<i>Random telephone survey</i>		<i>Self-selected online survey</i>	
Asap	14	Asap	17
2025	6	2020	2
5% 2025	1	2021	2
20% by 2030	1	2023	1
30% by 2030	1	2025	32
2030	42	10% by 2025	1
2035	9	50% by 2025	1
2040	4	2026	1
10% by 2040	4	2030	95
2040	2	50% by 2030	1
2045	2	2034	1
Not stated	1	2035	16
Total	87	2040	18
		60% by 2045	1
		Not stated	9
		Total	198



Reasons for the Nillumbik community not becoming carbon neutral by 2050

Respondents were asked:

“Why do you think the Nillumbik community shouldn’t set a target or become carbon neutral by 2050?”

The following table presents the verbatim comments received from the respondents who did not believe that the Nillumbik community should become carbon neutral by 2030.

There were 13 (of the 14) random telephone survey respondents and 36 (of the 48) online survey respondents who did not believe that Council should set a target or should set a lower target than the state government provided a response to this question. Most respondents to both surveys believed that Council should set the same target or a higher target than the state government.

There were several reasons outlined by respondents, with the random telephone respondents focusing on cost and the perception that it won’t make a difference or that it is not practical for the community to become carbon neutral.

Reasons for Nillumbik community not setting a target or becoming carbon neutral by 2050

Nillumbik Shire Council - 2020 Climate Action Plan Survey

(Number of responses)

<i>Response</i>	<i>Number</i>
<i>Random telephone</i>	
Too expensive	4
Have time	1
Humans don't impact weather	1
It's a national step and the Shire should not step in	1
Its duplicated	1
Natural effects	1
Not going to make any difference to the environment	1
Not possible	1
Not practical	1
When the times technology becomes cheaper	1

Total

13

The online survey respondents tended to provide more expansive responses, as outlined in the table. These responses are more difficult to summarise given that they tend to be quite involved and specific to the views of the individual respondent. Some respondents believe that the cost would be too much or is a waste of money, and some believe that climate change is not real.

Online	
Not a Council responsibility / concern	4
Wasted of rate payer's money	4
Because it will cost ratepayers more money	2
Again, not your primary business, stick to bins and roads and get that right first	1
Because I don't believe all the UN hype about climate change and you bleed people of their finances with renewables, all of which have a short life span and become rubbish that will pollute our land and causes pollution to build	1
Because it will cost me in higher rates which I cannot afford as I am a low-income pensioner	1
Because it will only cost us rate payers money and achieve little	1
Because the State and Federal governments already have targets, and additional levels of bureaucratic oversight will distract the municipality from its key deliverables	1
Carbon dioxide is an essential-for-life atmospheric gas. It is not a pollutant. Human-produced CO2 is such a tiny amount of atmospheric CO2, and a far tinier amount of greenhouse gas in the atmosphere. Becoming carbon neutral will do nothing to save the planet - it will only make people feel better with the illusion of doing something good. Real pollution needs to come to the fore if we are really going to save the environment and planet. Stop using fossil fuels and stop producing and dumping toxic materials in the atmosphere and waterways. Governments need to ban or heavily tax these practices, including the production of unbiodegradable plastics made from petrochemicals	1
Council should focus on roads, parks, and infrastructure. They are not the platform to drive this sort of change on an ad hoc basis that lacks consistency across Victoria. Stick to what you know best	1
Council to lobby China to stop using electricity	1
Far too far ahead to bother planning for a virtue signalling target	1
I think a common-sense approach is much more useful than some arbitrary figure. Change some laws to protect the environment, cut back development and population growth and the consumer mentality. Larger houses use more resources	1
If it makes financial sense to do so, then do so. The contribution to any global climate change by this community, as opposed to our input credits by the fact of where we live and environmental is totally inconsequential	1
It is a State matter	1
It is not Council's job to drive this. Councils role is to run roads, rubbish; parks and infrastructure	1
It's a fad. See above and stick to rubbish, road and reducing rate costs	1
It's all hot fluff and not genuine. Make roads efficient to drive on, that would reduce carbon, reduce ridiculous import packaging, make home designs keep internal temperatures no lower than 16 and no higher than 25 degrees without heaters and air con. Maybe don't have heating and cooling in the Council offices - just like working at government school. We can do it, so can you. It's a nice idea but it will be twisted to wastefully knock down a building and start a new one. Make builders use 59% of the house they knock down in the new buildings that replace old. Your polices will be pathetic because money always wins	1
It's not true	1
It's not what anyone thinks. It's about science and fact, not opinion. If the technology and infrastructure can be available to do so by then, I would welcome it. If it means sending us back to the Stone Age, then no	1



Minimal impact to climate at huge cost	1
Nillumbik Council can't even provide services at a fair and reasonable rate. Becoming carbon neutral by 2050 will just increase costs to rate payers beyond the extraordinary rates they are now. I have a similarly valued asset in another Council and I pay half in rates than what I do in Nillumbik	1
Nillumbik Council does not have the legal levers that State and Federal governments must achieve such a result and would be indulging in hot-air grandstanding	1
Nillumbik should not set a target as climate change is not a local issue, it is a global issue	1
Not enough benefits of carbon neutral to outweigh the costs. Think economy, jobs, lives of people	1
See above, only more so as the impact on the State will destroy it!!	1
Stick to bin collection, roads, local facilities. Nillumbik already has one of the highest rates in Victoria and shouldn't be wasting time and money on other areas	1
The date 2050 is a UN/ICLEI initiative that has no place in this Council. We can achieve a net zero for the Council by pursuing the solar strategy of previous Council. Regardless given the Council's green wedge assets of bush land mitigating climate emissions we would be in credit already and acting as a sequestration area	1
We don't need a target	1

Total

36



Council's response to climate change

Priorities for Council's focus and resources

Respondents were asked:

"On a scale of zero (very low priority) to ten (very high priority), to what extent do you believe that Council should focus on and resource?"

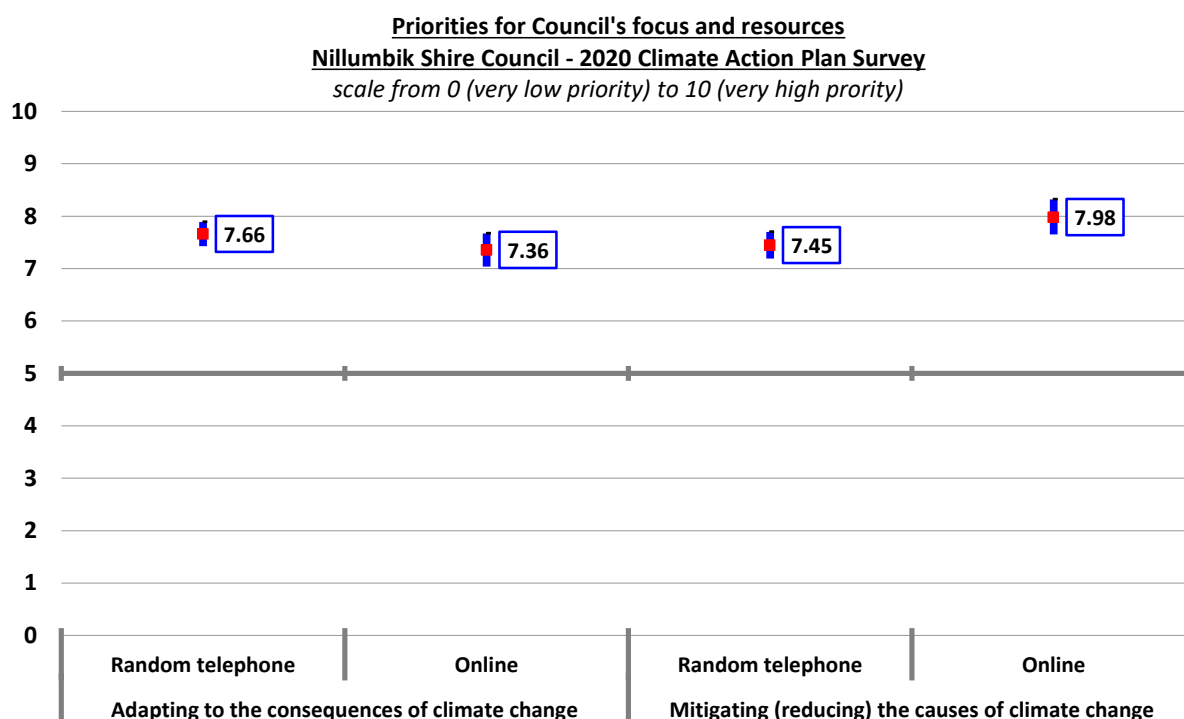
Respondents were asked to rate the priority of Council focusing on and resourcing either "adapting to the consequences of climate change" or "mitigating (reducing) the causes of climate change".

Respondents to both surveys, on average, rated the priority of both these actions at high priorities of more than seven out of 10.

It is noted that the random telephone survey respondents did not significantly prioritise either adapting or mitigating, with both reporting average priority scores of approximately 7.5 out of a potential 10. This result suggests that the underlying community view both adapting and mitigating as important priorities for Council action.

That said, it is noted that the slightly more random telephone survey respondents gave a high priority rating (eight or more out of 10) to adapting to the consequences of climate change, with 65.0% giving a high priority to adapting and 60.0% to mitigating.

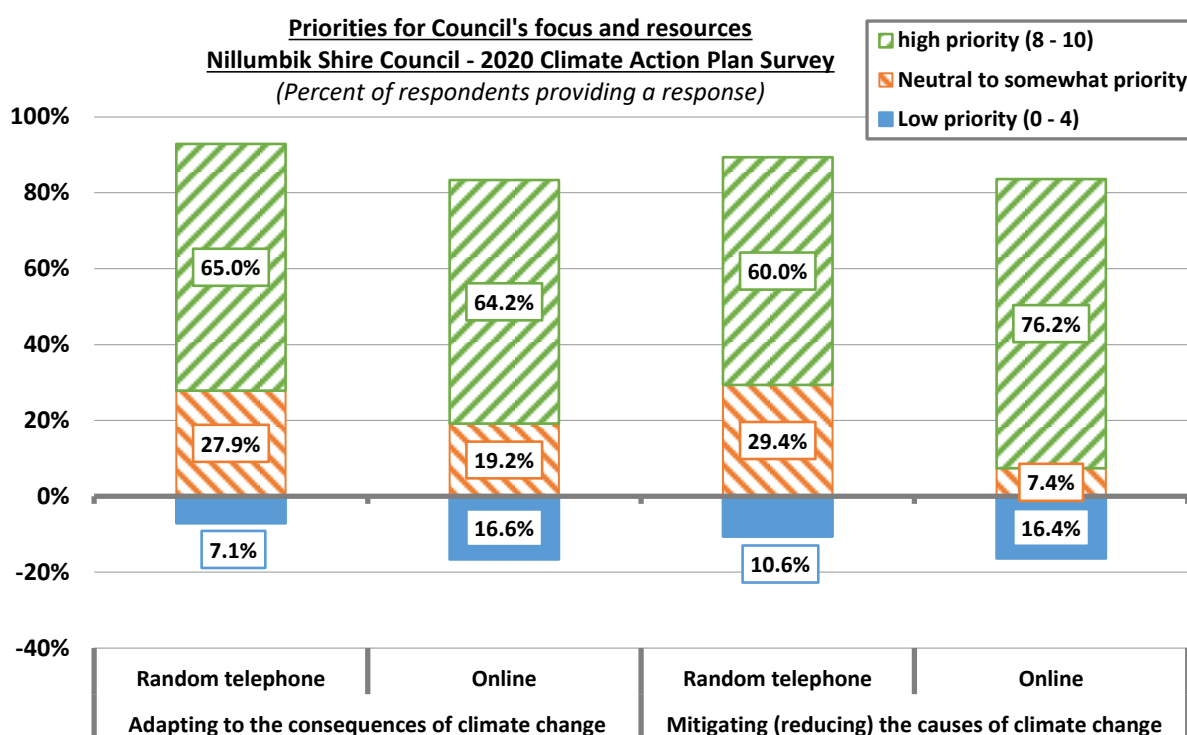
The self-selected online survey respondents, however, did somewhat prioritise mitigating the causes of climate change over adapting to the consequences of climate change.



The following graph provides a breakdown of these results into the proportion of respondents who rated the priority as “high priority” (i.e., rated the priority at eight or more out of 10), those who rated a “neutral to somewhat a priority” (rated the priority at between five and seven), and those who rated a “low priority” (rated the priority at less than five out of 10).

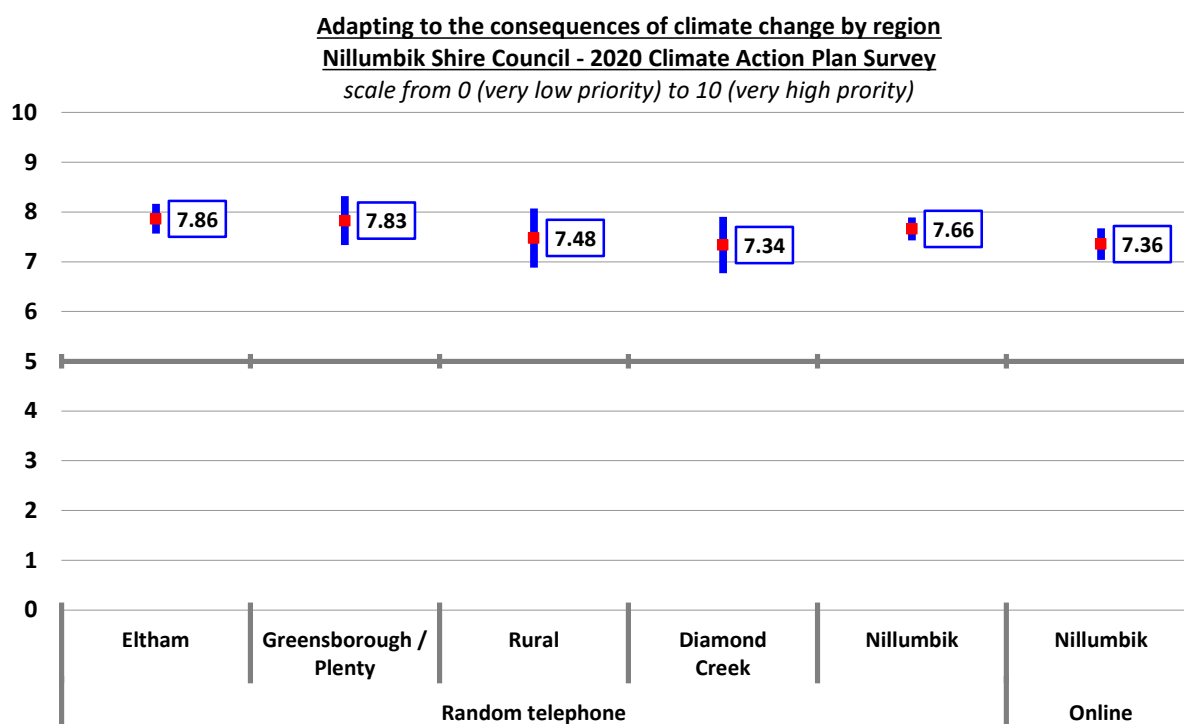
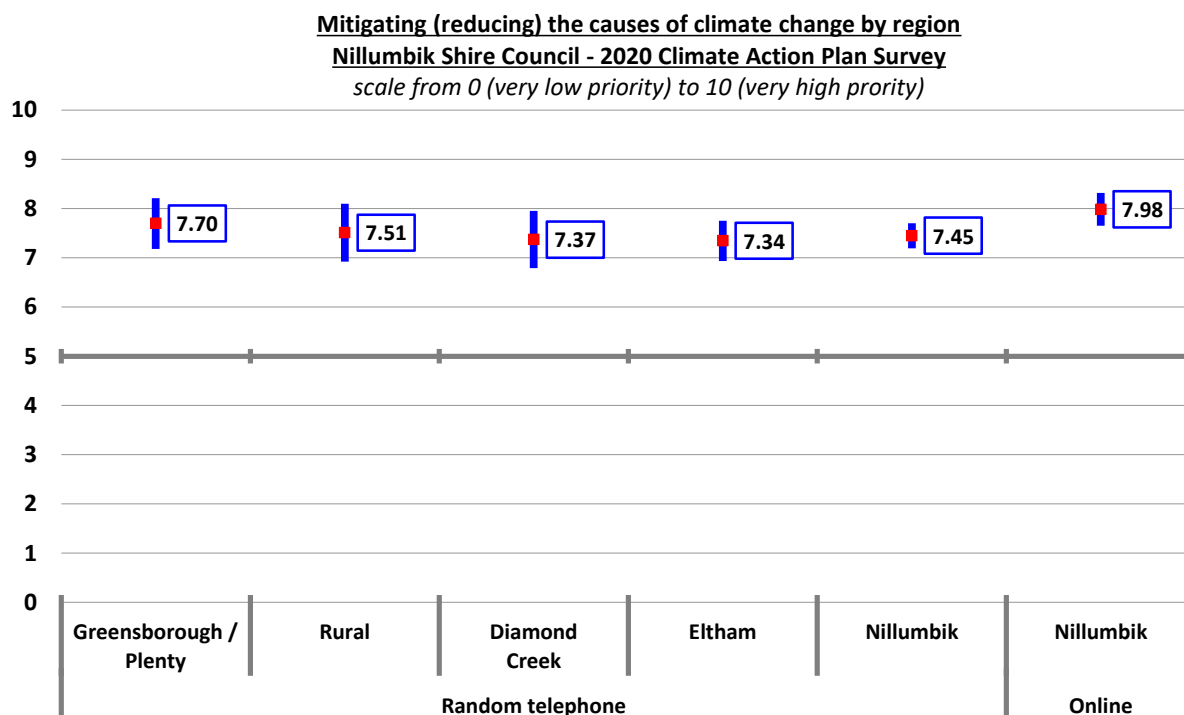
It is noted that the random telephone survey respondents were marginally more likely to prioritise adapting to the consequences of climate change over mitigating the causes of climate change.

The self-selected online survey respondents, however, were measurably more likely to prioritise mitigating the causes of climate change over adapting to the consequences of climate change.



The following graphs display the average priority of adapting to the consequences of and mitigating the causes of climate change for the random telephone survey respondents in each of the four precincts comprising the Nillumbik Shire.

There was no statistically significant variation in the random telephone survey results in terms of both adapting to the consequences of climate change and mitigating the causes of climate change observed across municipality.

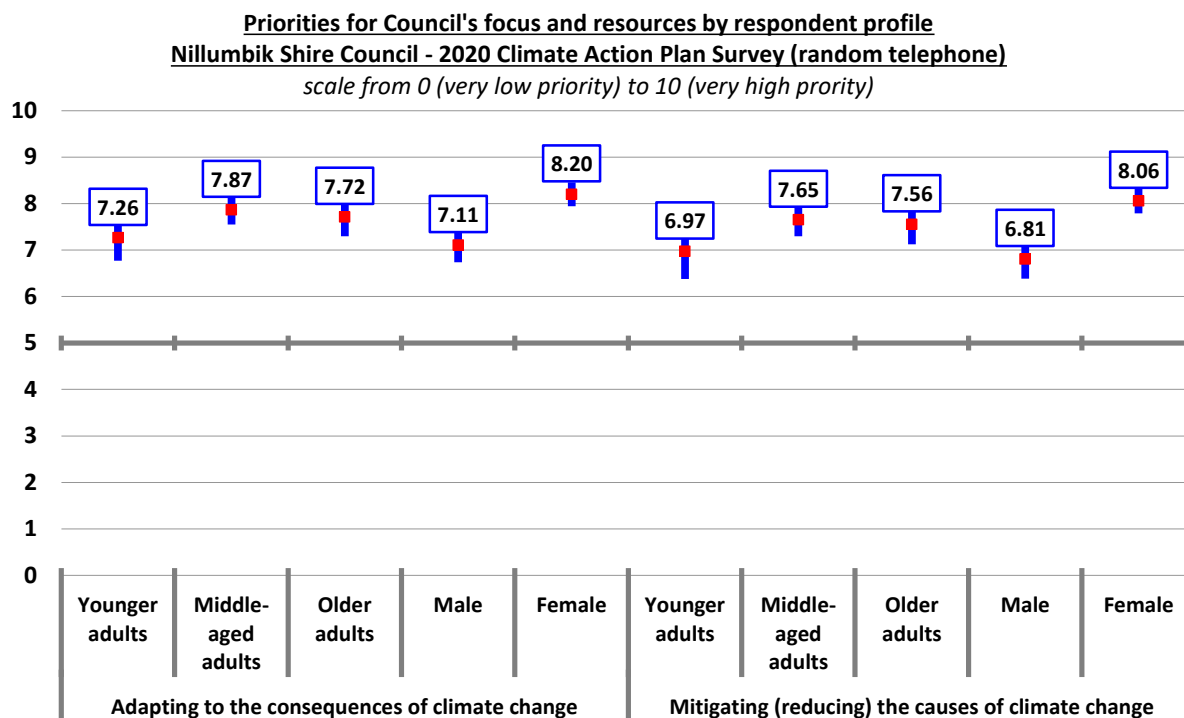


There was also no statistically significant variation in the random telephone survey results for the priority of adapting to the consequences of and mitigating the causes of climate change observed by respondents' age structure.

There was, however, measurable variation in these results observed by gender, with female respondents rating the priority of both adapting to the consequences of and mitigating the causes of climate change measurably and significantly higher than male respondents.



Both male and female respondents, however, rated the priority of adapting and mitigating at similar levels, suggesting that they believe both to be equally a priority.



Role of climate change issue in Council decision making

Respondents were asked:

“Do you believe that climate change should be?”

Respondents were asked if they believed that the issue of climate change should be “the primary consideration”, “a consideration”, or “not be a consideration” for all Council decisions.

More than half (54.8%) of the random telephone survey respondents believed that climate change should be a consideration for all Council decisions, whilst a little more than one-quarter (28.0%) believed that it should be the primary consideration.

It is noted that almost one-sixth (14.5%) of the random telephone survey respondents believed that climate change should not be a consideration for all Council decisions. This does not mean, naturally, that these respondents believed that climate change should never be a consideration for any Council decisions, as the question focused on “all” Council decisions.

These results suggest that most in the Nillumbik community believes that Council should include climate change as a factor in all Council decisions, even if it is not always the primary consideration.



Council decisions about climate change issue
Nillumbik Shire Council - 2020 Climate Action Plan Survey
(Number and percent of total respondents)

Response	Random		Online	
	Number	Percent	Number	Percent
The primary consideration for all Council decisions	112	28.0%	165	41.6%
A consideration for all Council decisions	219	54.8%	160	40.3%
Not be a consideration for all Council decisions	58	14.5%	65	16.4%
Don't know / can't say	11	2.8%	7	1.8%
Total	400	100%	397	100%

The self-selecting online survey respondents were more likely than the random telephone survey respondents to believe that climate change should be the primary consideration for all Council decisions, with 41.6% of the online survey respondents holding this belief.

This is a significant statement, as the primary consideration for all Council decisions essentially makes climate change the critical factor in all Council decision making.

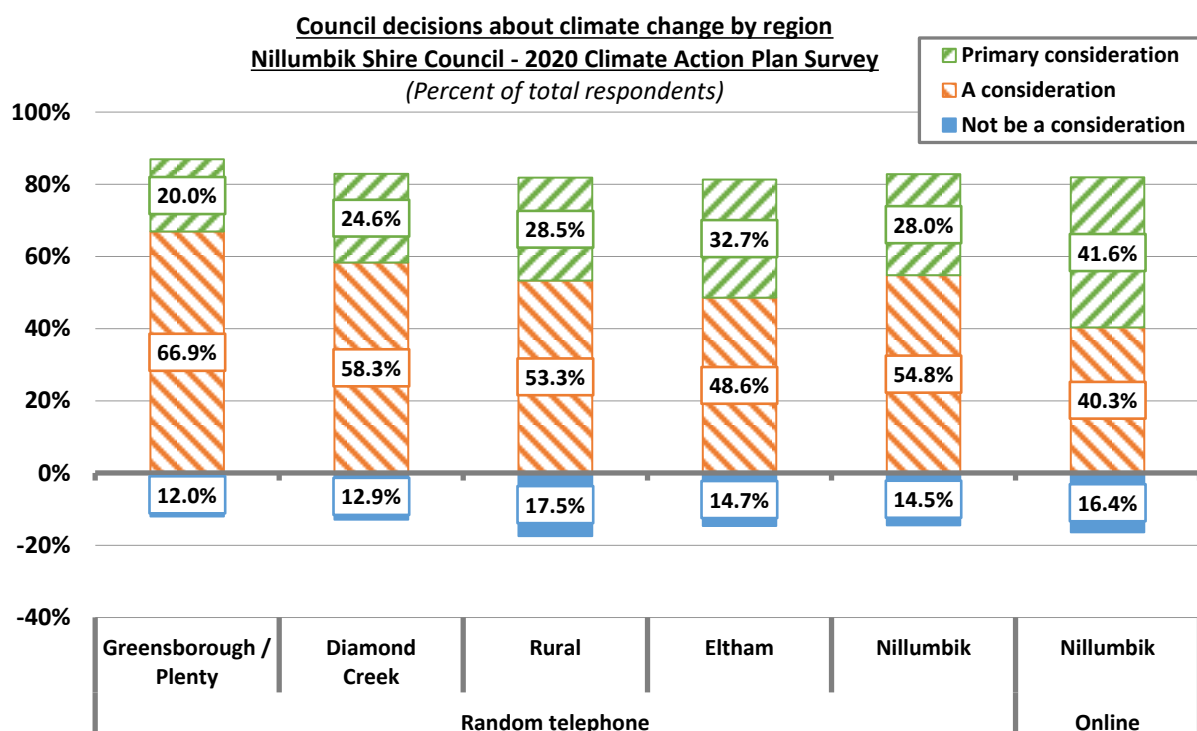
Metropolis Research does note, however, that whilst the majority of the online survey respondents believed that climate change should be at least “a consideration” for all Council decisions, approximately one-sixth (16.4%) of these respondents did not agree and believed that climate change should not be a consideration for all Council decisions.

This reinforces the fact that the results to this survey show that there is a segment in the Nillumbik community, who are engaged in the issues around climate change, but who do not believe in strong action on climate change. Some of these respondents do not believe in climate change as a man-made event, and some are concerned about the role of Council in addressing the issue of climate change.

Whilst there was no statistically significant variation in the random telephone survey results observed across the four precincts comprising the Nillumbik Shire, it is noted that:

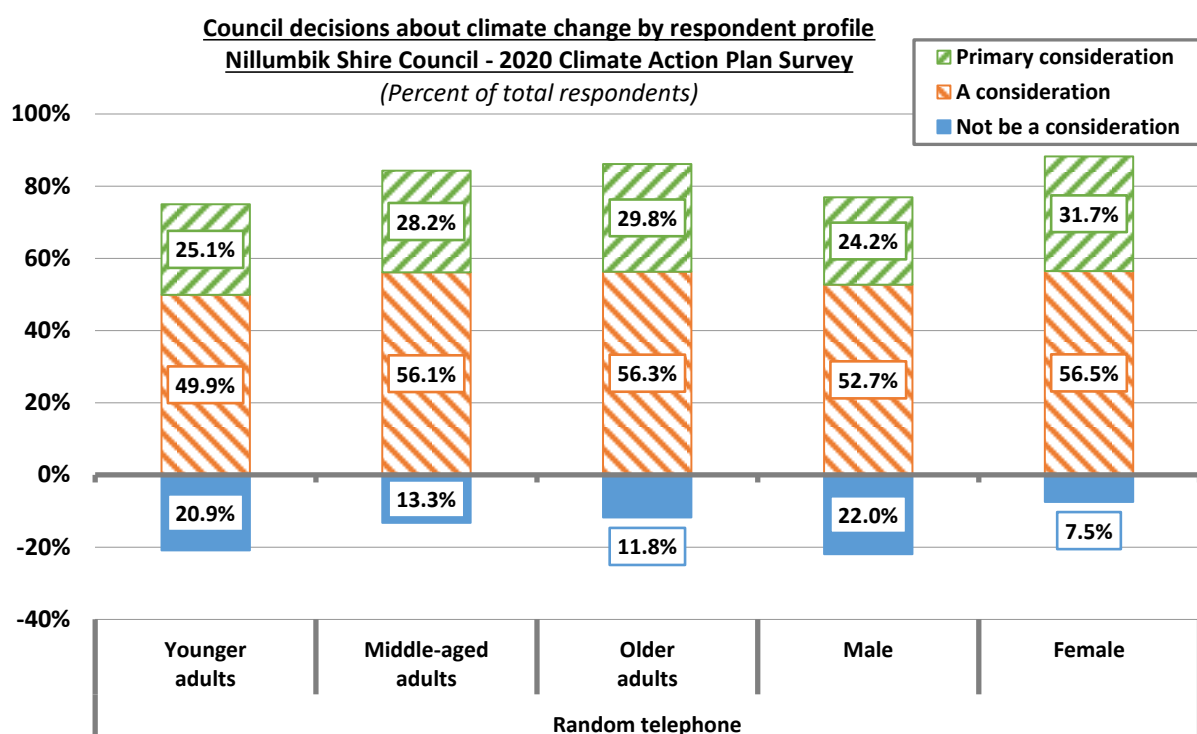
- **Greensborough / Plenty** – respondents were somewhat less likely than average to believe that climate change should be the primary consideration for all Council decisions.





There was some notable variation in the random telephone survey results observed by respondent profile, as follows:

- **Younger adults (aged 18 to 34 years)** – respondents were marginally more likely than average to believe that climate change should not be a consideration for all Council decisions.
- **Gender** – female respondents were measurably more likely than male respondents to believe that climate change should be the primary consideration for all Council decisions, whilst male respondents were more likely to believe that it should not be a consideration in all decisions.



Willingness to pay additional rates

Respondents were asked:

“Would you be willing to pay additional rates to help Council achieve net zero emissions and be proactive in adapting to climate change?”

Approximately half (48.2%) of the random telephone survey respondents reported that they were prepared to pay additional rates to “help Council achieve net zero emissions and be proactive in adapting to climate change”. Of these, 14.8% were willing to pay \$100 or more per year and 33.3% were willing to pay less than \$100 extra per year.

The self-selecting online survey respondents were significantly more willing, with almost two-thirds (62.2%) willing to pay additional rates, with 38.5% willing to pay \$100 or more and 23.7% willing to pay less than \$100 per year.

Taken together, these two sets of results suggest that approximately half of the Nillumbik community are willing to consider some additional personal cost to them to help Council address climate change issues in the municipality. This is consistent with the results to many of the other questions included in this survey, that show that most of the community consider climate change a significant issue that has real effects on the local environment and community.

Metropolis Research notes that approximately one-sixth (17.8%) of both the random telephone and online survey (15.4%) respondents were not prepared to pay any additional rates because they believe that no additional funding was required to help Council achieve net zero emissions and be proactive in adapting to climate change.

This result is consistent with many other results outlined in this report that suggest that up to approximately one-sixth of the Nillumbik community maybe potentially sceptical of the issue of climate change as a man-made event and the role of Council in dealing with and adapting to climate change.

Willing to pay additional rates for the issue of climate change

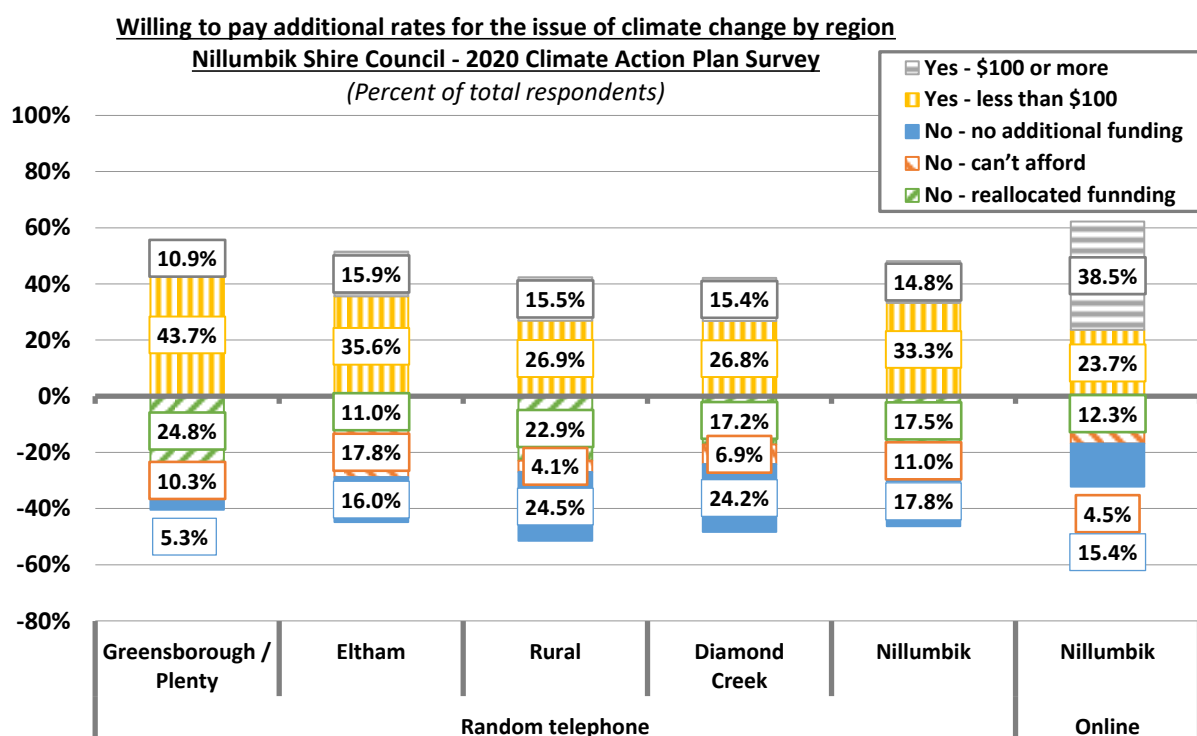
Nillumbik Shire Council - 2020 Climate Action Plan Survey

(Number and percent of total respondents)

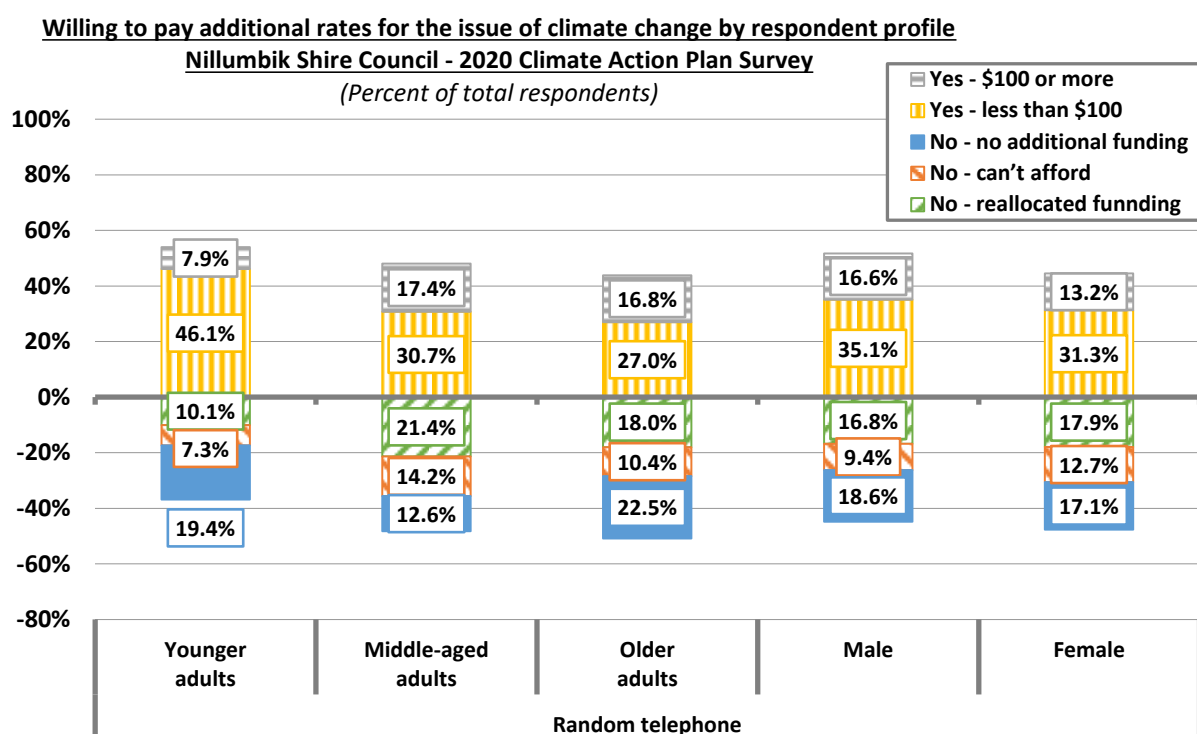
Response	Random		Online	
	Number	Percent	Number	Percent
Yes - \$100 or more per year	59	14.8%	153	38.5%
Yes - less than \$100 per year	133	33.3%	94	23.7%
No - reallocate funding from other areas	70	17.5%	49	12.3%
No - can't afford extra rates at this time	44	11.0%	18	4.5%
No - no additional funding required	71	17.8%	61	15.4%
Don't know / can't say	23	5.8%	22	5.5%
Total	400	100%	397	100%



There was no statistically significant variation in the random telephone survey results observed across the four precincts comprising the Nillumbik Shire, although it is noted that respondents from Greensborough / Plenty were somewhat more likely to be willing to pay less than \$100 per year, and less likely to believe that no additional funding is required.



There was no statistically significant variation in the random telephone survey results observed by respondents' age and gender, although it is noted that younger respondents (aged 18 to 34 years) were more likely than average to be prepared to pay less than \$100 per year, and less likely to be willing to pay \$100 or more per year in additional rates.



Priority of potential Council climate change actions

Respondents were asked:

“Council addresses climate change in a variety of ways. On a scale of zero (very low priority) to ten (very high priority), to what extent do you believe Council should prioritise the following actions?”

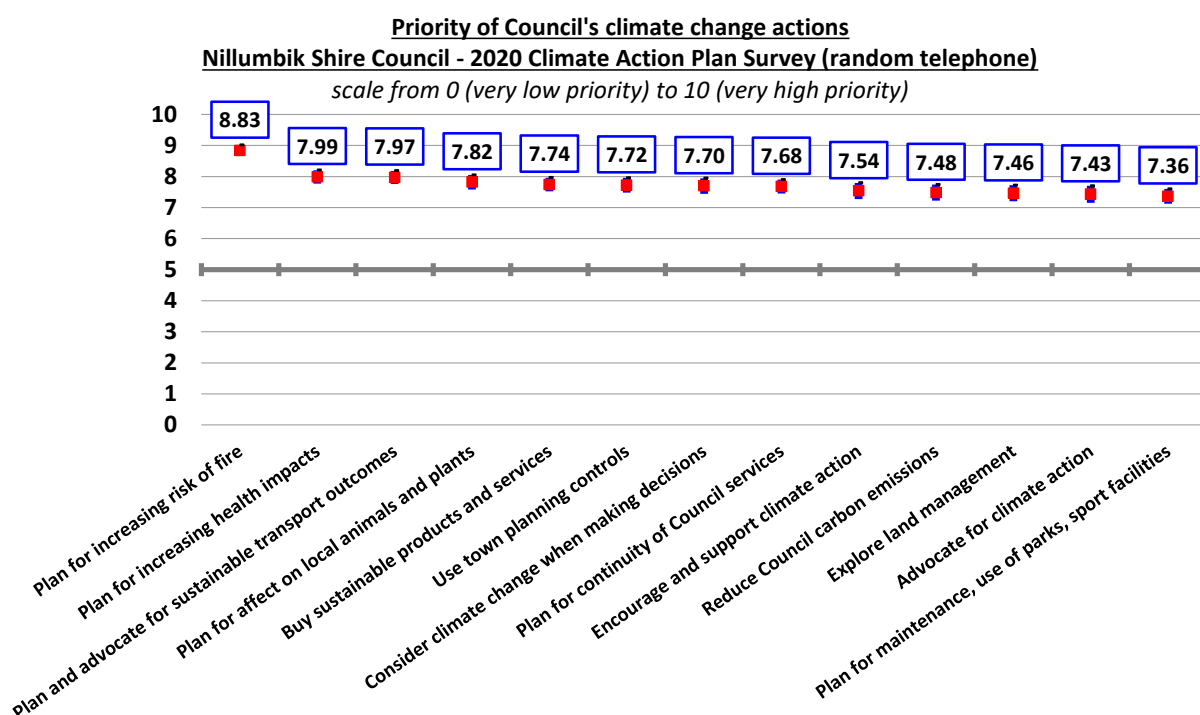
Respondents were asked to rate the priority of 13 potential Council actions to address climate change. The following graph provides the average priority of these 13 actions on a scale from zero (very low priority) to 10 (very high priority), by respondents to the random telephone survey.

It is clear from the results that the random telephone survey respondents considered “planning for the increasing risk of fire by managing bushland reserves and supporting the community to reduce the risk of bushfire” to be measurably and significantly the highest priority action that Council should take in addressing climate change, with an average priority of 8.83 out of a potential 10.

Consistent with this very high average priority for this action, 85.5% of the random telephone survey respondents rated this action as a “very high priority” (i.e., rated the priority at eight or more out of 10).

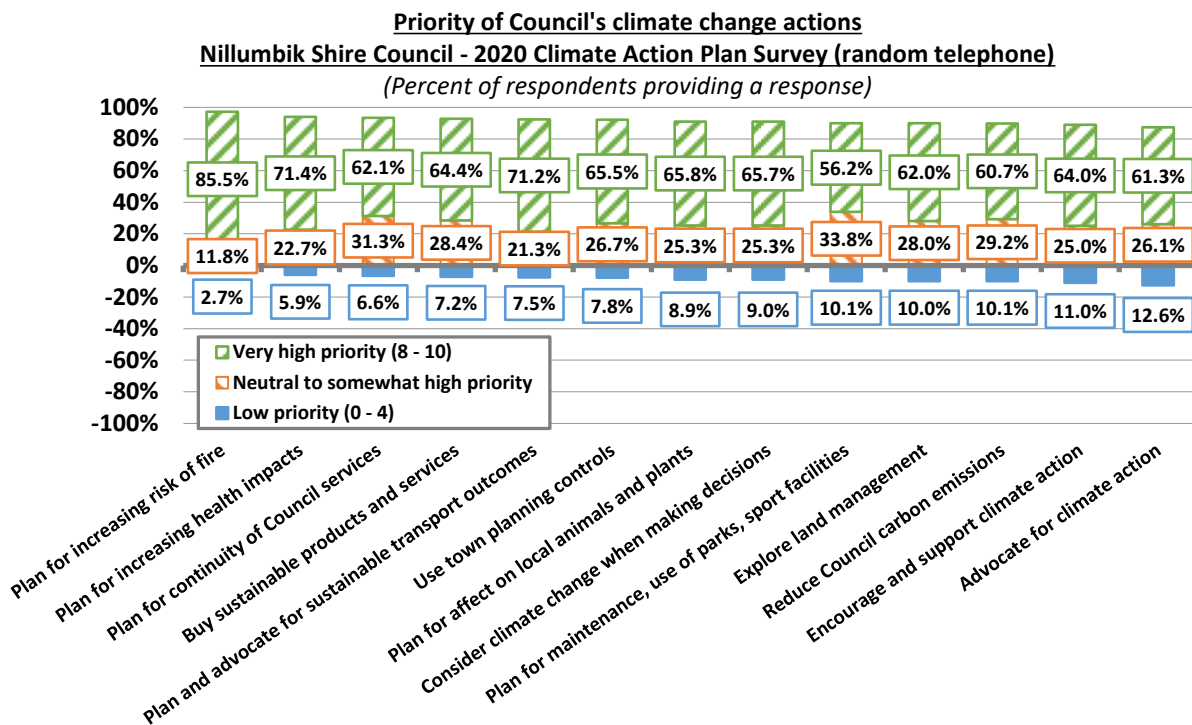
This view, that planning for the increasing risk of fire was the measurably and significantly the highest priority action, was shared by the self-selecting respondents to the online survey, who rated the priority of this action at 8.60 out of 10, with 82.0% rating it as a “very high priority”.

Respondents to the random telephone survey rated the priority of each of the remaining 12 actions as a “high priority”, with average priority scores of more than seven out of 10.



The following graph provides a breakdown of these results into the proportion of respondents who rated the action a “very high priority” (i.e., rated the priority at eight or more out of 10), those who rated the action a “neutral to somewhat high priority” (rated the priority at between five and seven), and those who rated the action a “low priority” (rated the priority at less than five out of 10).

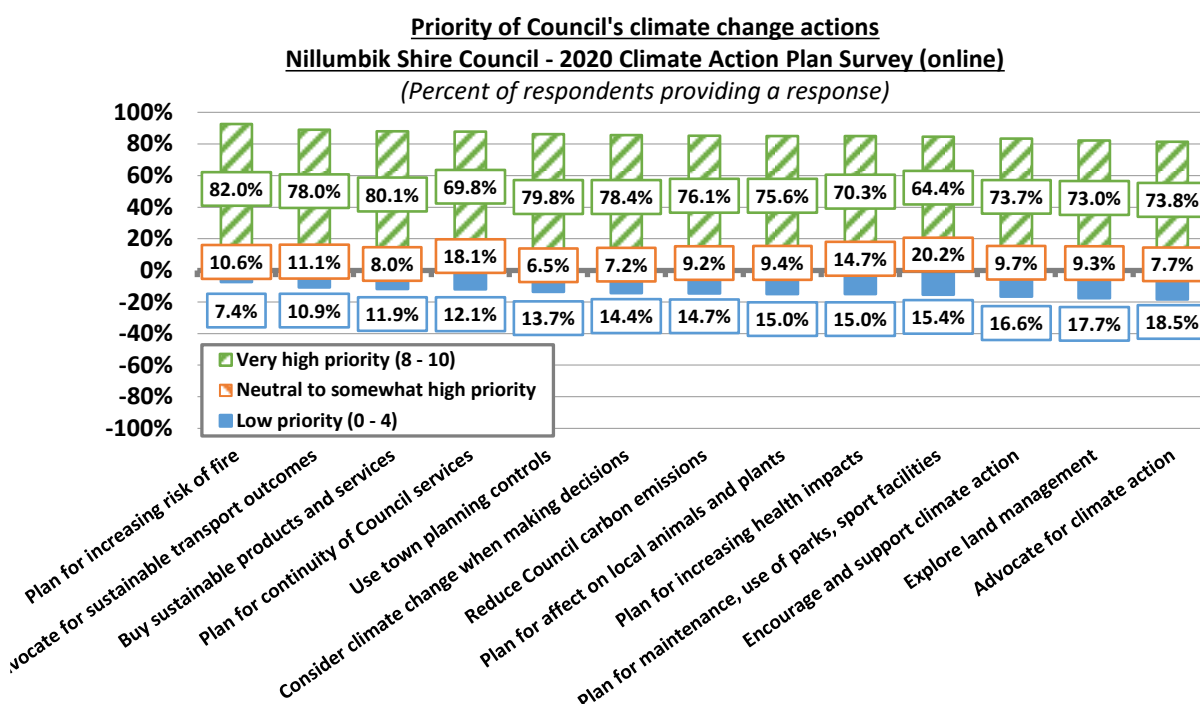
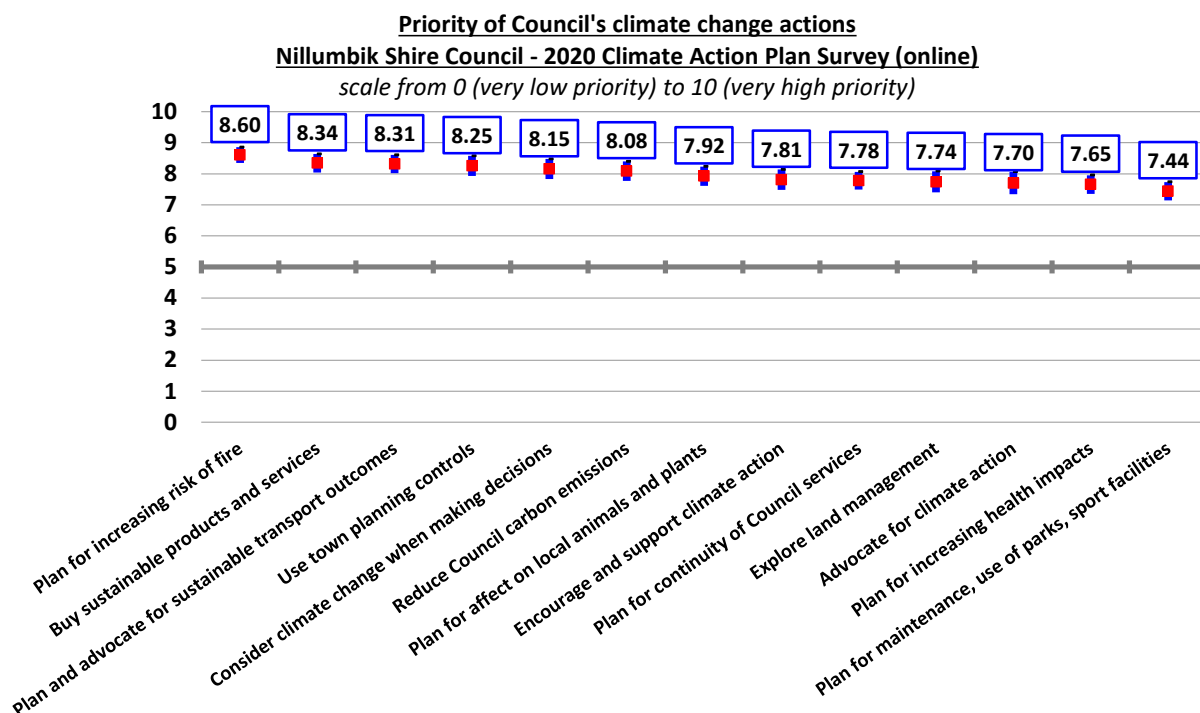
Except for planning for the increasing risk of fire, approximately two-thirds of the random telephone survey respondents rated each of the remaining 12 actions to be a “very high priority” (i.e., rated it at eight or more), whilst approximately 10% rated the actions to be a “low priority” (i.e., rated it at less than five).



The following two graphs provide the results of this question for the self-selected online survey respondents.

Of the 13 potential Council actions included in the surveys, the average priority for two were lower by the online survey respondents. These two actions were “planning for the increasing risk of fire by managing bushland reserves and supporting the community to reduce the risk of bushfire” (8.83 for random telephone and 8.60 for online survey) and “plan for the increasing health impacts of extreme weather events such as heatwaves, fire, hail, and heavy rainfall (7.99 for random telephone and 7.65 for online survey).

Of the 11 other potential Council actions for which the average priority was rated as higher by the online survey respondents than the random telephone survey respondents, for only three of these actions was the difference statistically significant. These were “further reduce carbon emissions generated by Council” (8.0% higher), “buy sustainable products and services” (7.8% higher priority for online survey respondents), and “use town planning controls to ensure that development achieves sustainable outcomes” (6.9% higher).



The following table outlines the complete set of results to this question for both the random telephone and self-selected online survey respondents.

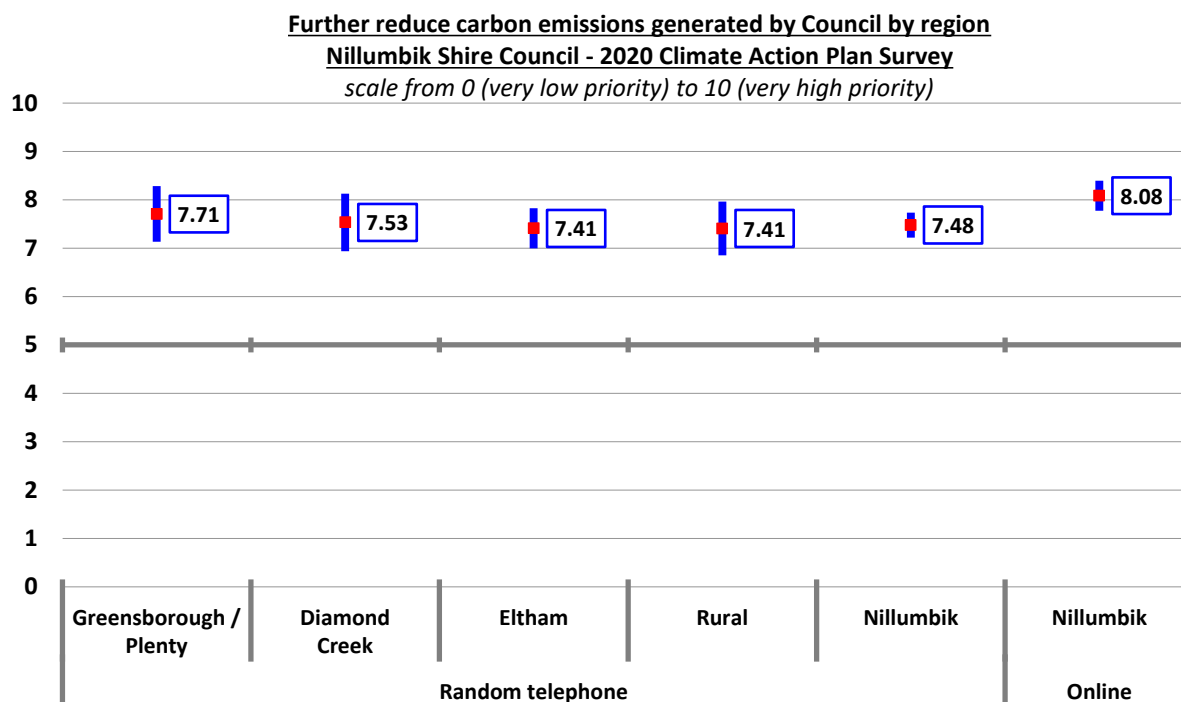
Priority of Council's climate change actions
Nillumbik Shire Council - 2020 Climate Action Plan Survey
(Number and percent of respondents providing a response)

Statement	Survey	Low priority	Neutral to somewhat high priority	Very high priority	Can't say	Average mean
Plan for the increasing risk of fire by managing bushland reserves and supporting the community to reduce the risk of bushfire	Random	2.7%	11.8%	85.5%	5	8.83
	Online	7.4%	10.6%	82.0%	19	8.60
Plan for the increasing health impacts of extreme weather events (such as heatwaves, fire, hail, and heavy rainfall)	Random	5.9%	22.7%	71.4%	9	7.99
	Online	15.0%	14.7%	70.3%	10	7.65
Plan and advocate for sustainable transport outcomes, such as improving walkability and public transport.	Random	7.5%	21.3%	71.2%	8	7.97
	Online	10.9%	11.1%	78.0%	11	8.31
Plan for how drought, changes in average temperatures or extreme events may affect local animals and plants	Random	8.9%	25.3%	65.8%	6	7.82
	Online	15.0%	9.4%	75.6%	11	7.92
Buy sustainable products and services	Random	7.2%	28.4%	64.4%	5	7.74
	Online	11.9%	8.0%	80.1%	10	8.34
Use town planning controls to ensure that development achieves sustainable outcomes	Random	7.8%	26.7%	65.5%	7	7.72
	Online	13.7%	6.5%	79.8%	10	8.25
Consider climate change when making decisions about the location, construction, maintenance, and operation of building and other	Random	9.0%	25.3%	65.7%	5	7.70
	Online	14.4%	7.2%	78.4%	8	8.15
Plan for continuity of Council services during extreme weather	Random	6.6%	31.3%	62.1%	8	7.68
	Online	12.1%	18.1%	69.8%	9	7.78
Encourage and support residents and businesses to take climate action by providing education, advice, and support	Random	11.0%	25.0%	64.0%	5	7.54
	Online	16.6%	9.7%	73.7%	6	7.81
Further reduce carbon emissions generated by Council	Random	10.1%	29.2%	60.7%	14	7.48
	Online	14.7%	9.2%	76.1%	8	8.08
Explore land management opportunities to increase storage of carbon and water	Random	10.0%	28.0%	62.0%	13	7.46
	Online	17.7%	9.3%	73.0%	19	7.74
Advocate on behalf of the community for climate action by state and federal governments	Random	12.6%	26.1%	61.3%	14	7.43
	Online	18.5%	7.7%	73.8%	8	7.70
Plan for how heat and drought may affect the maintenance and use of parks, sport, and recreation facilities	Random	10.1%	33.8%	56.2%	6	7.36
	Online	15.4%	20.2%	64.4%	7	7.44

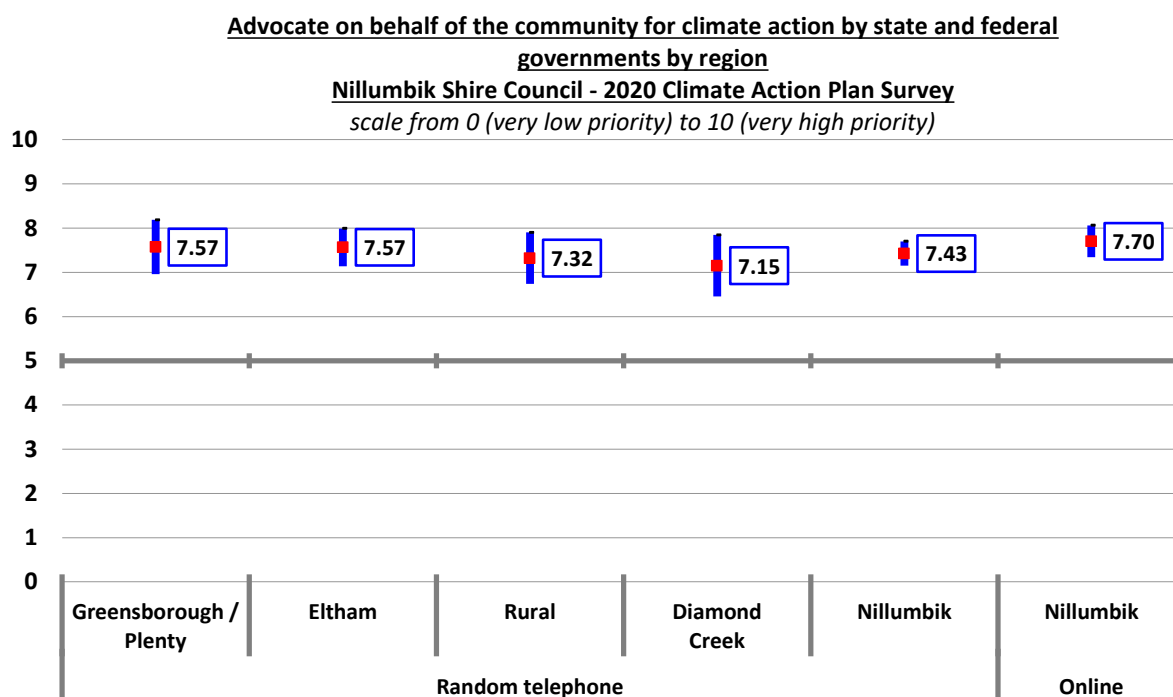
The following graphs outline the average priority scores for each of the 13 potential Council actions from the random telephone survey, broken down by the five precincts comprising the Nillumbik Shire, with the average priority score from the online survey respondents.



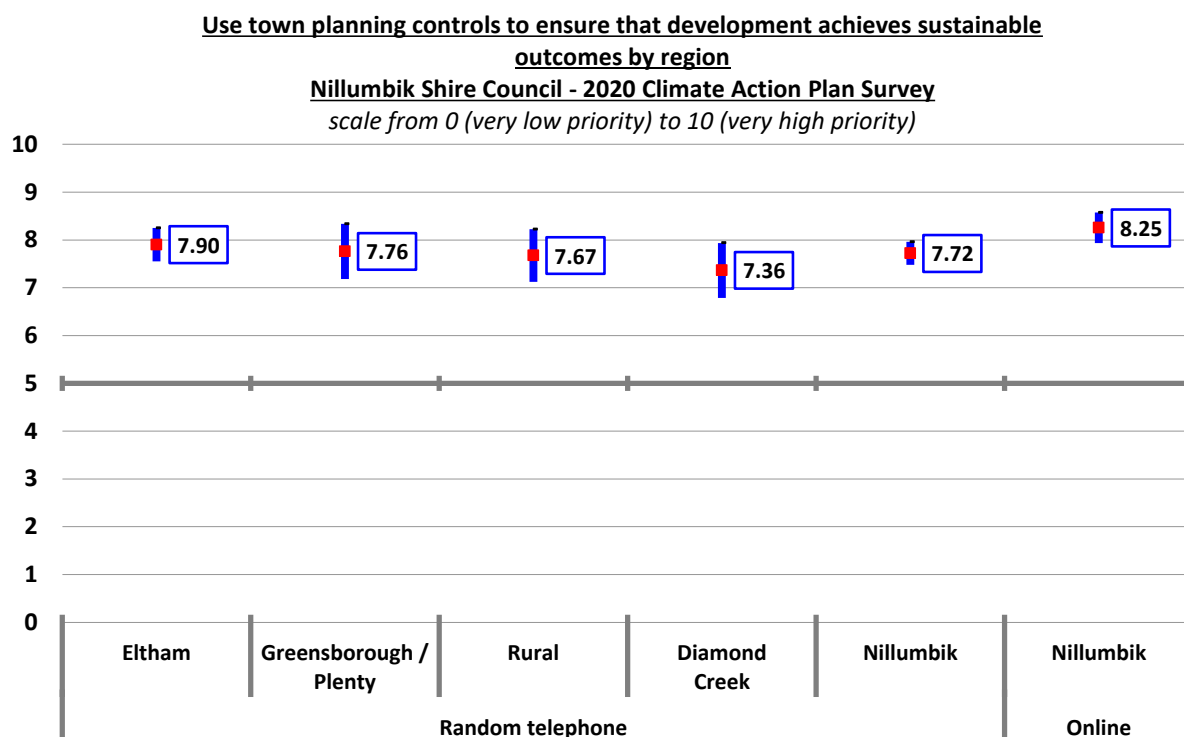
There was no statistically significant variation in the average priority of “further reducing carbon emissions generated by Council” observed across the municipality.



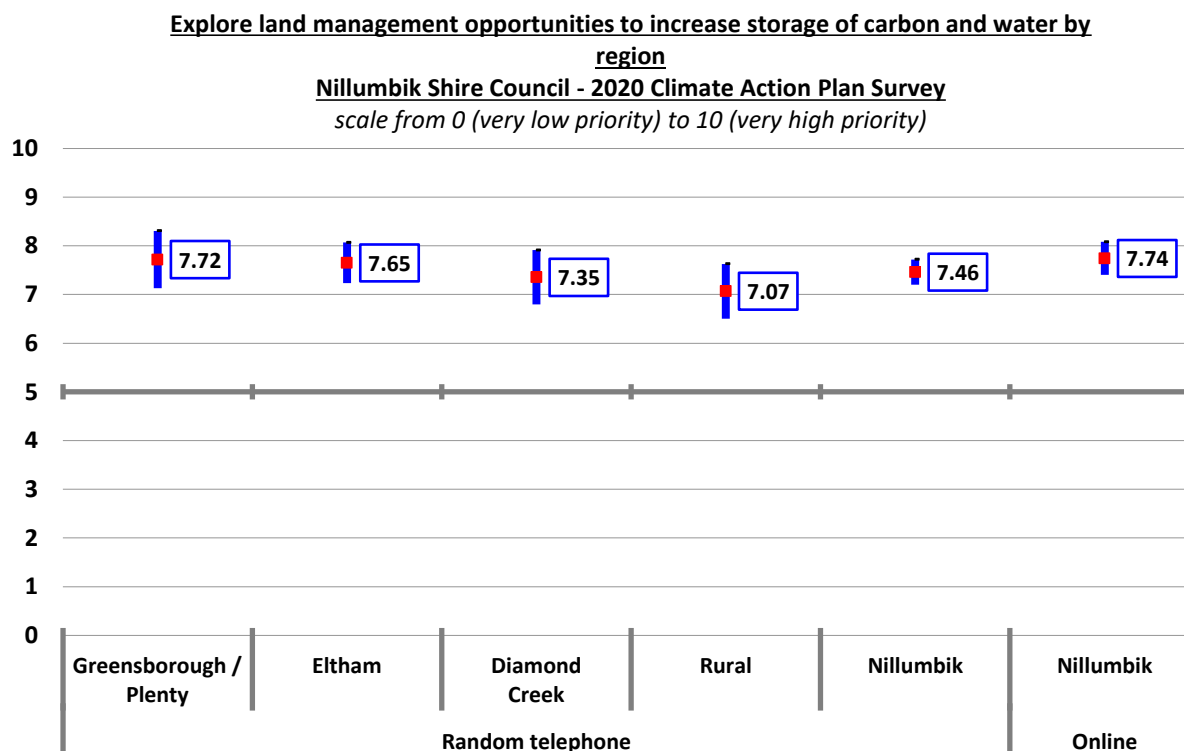
There was no statistically significant variation in the average priority of “advocating on behalf of the community for climate action by state and federal governments” observed across the municipality.



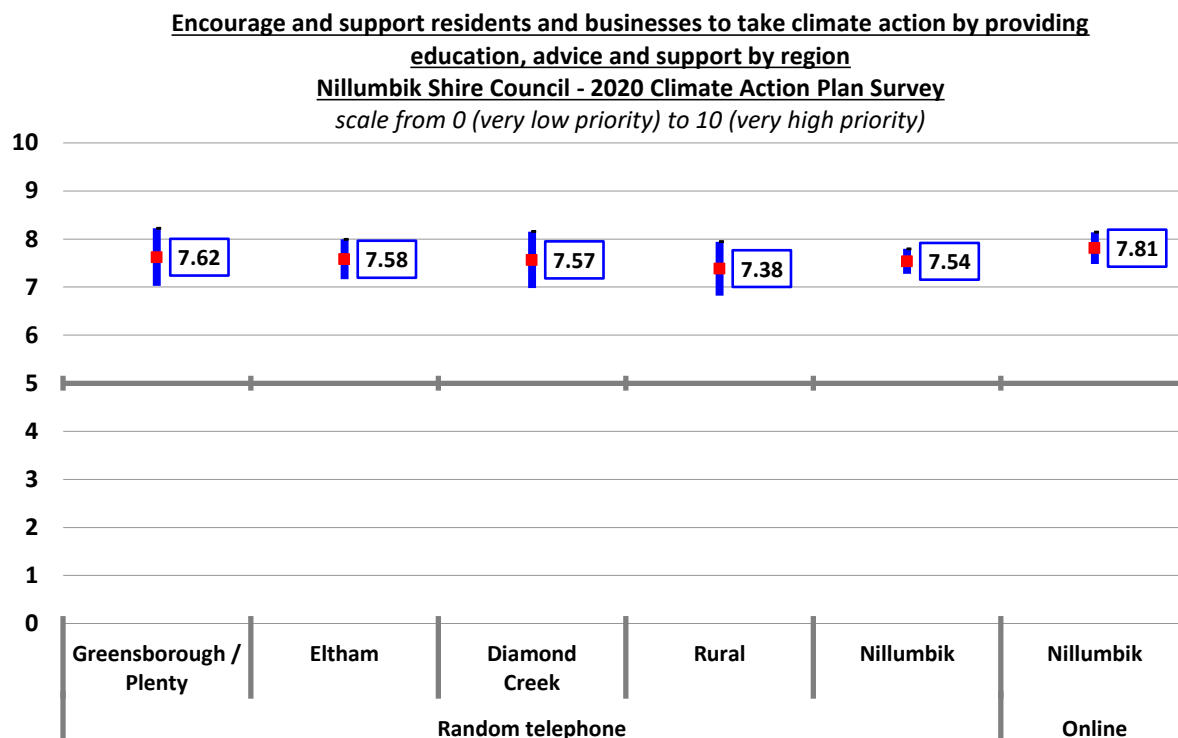
There was no statistically significant variation in the average priority of “using town planning controls to ensure that development achieves sustainable outcomes” observed across the municipality.



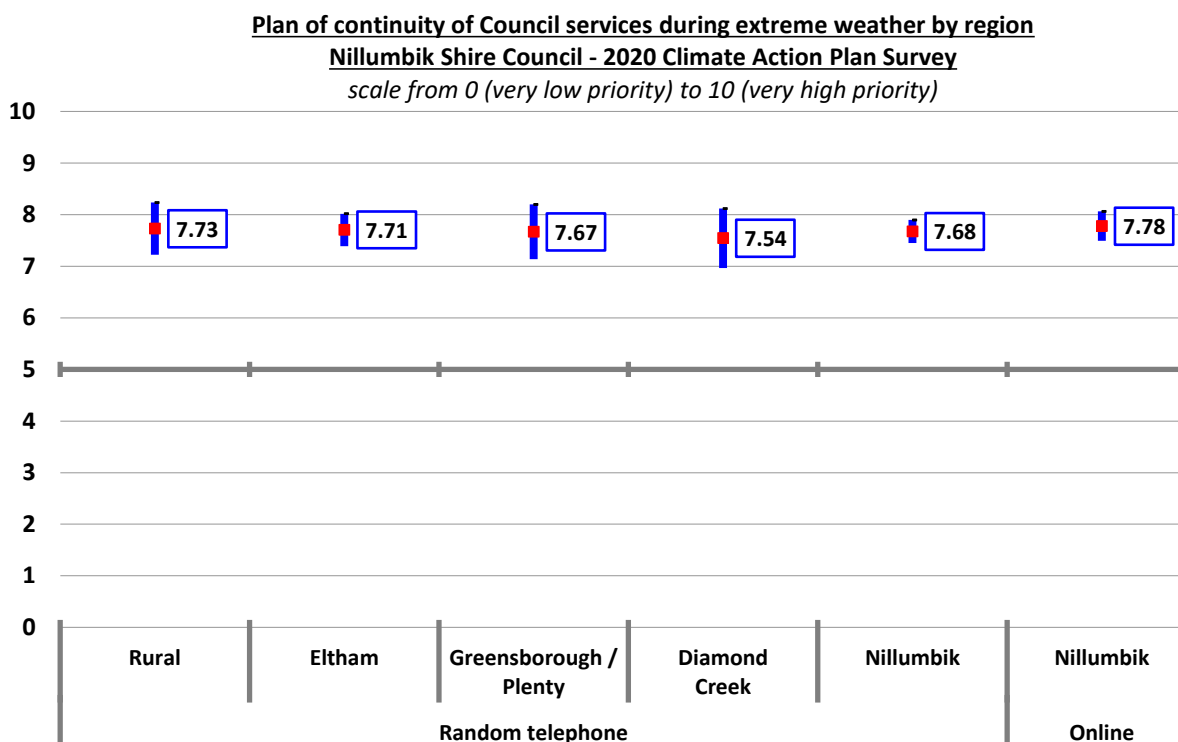
There was no statistically significant variation in the average priority of “exploring land management opportunities to increase the storage of carbon and water” observed across the municipality.



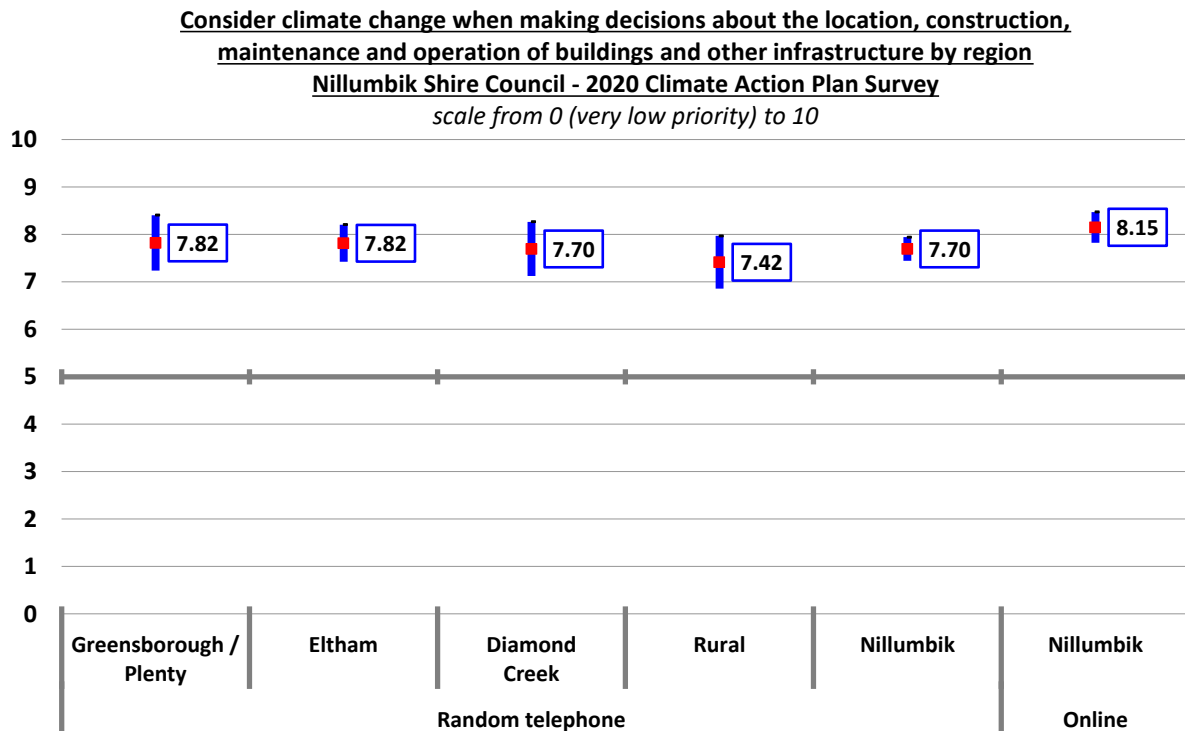
There was no statistically significant variation in the average priority of “encouraging and supporting residents and businesses to take climate action” observed across the municipality.



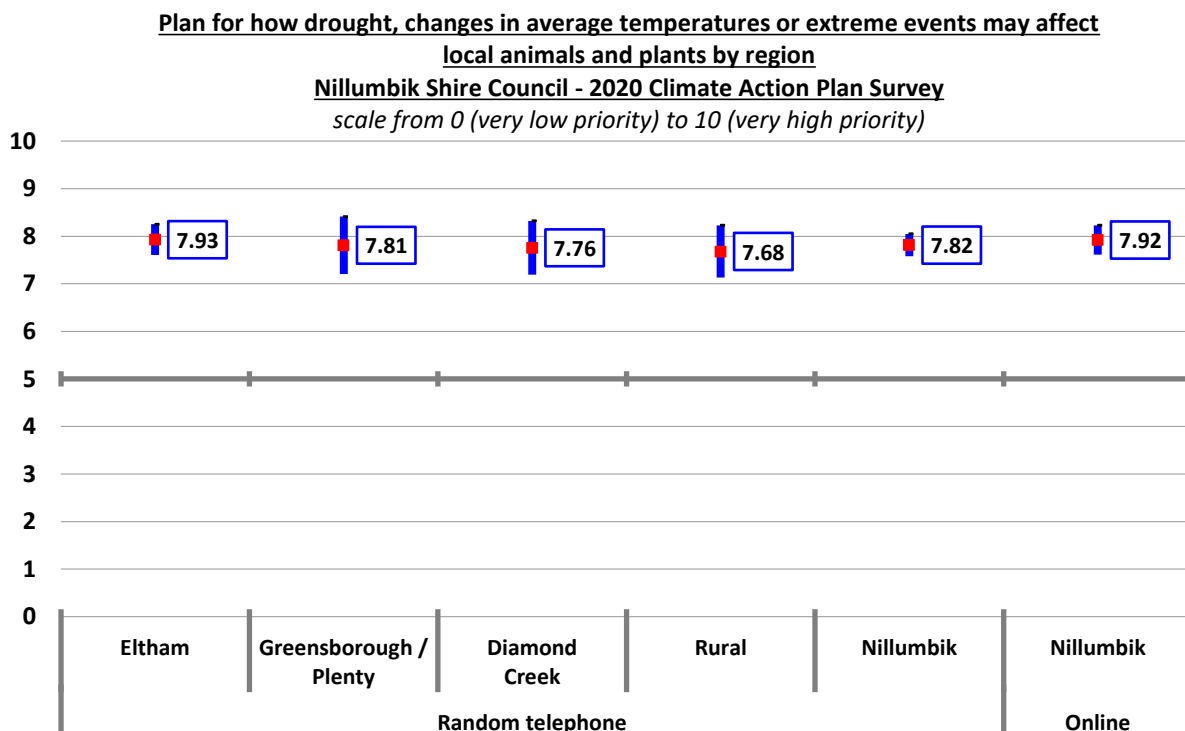
There was no statistically significant variation in the average priority of “planning of continuity of Council services during extreme weather” observed across the municipality.



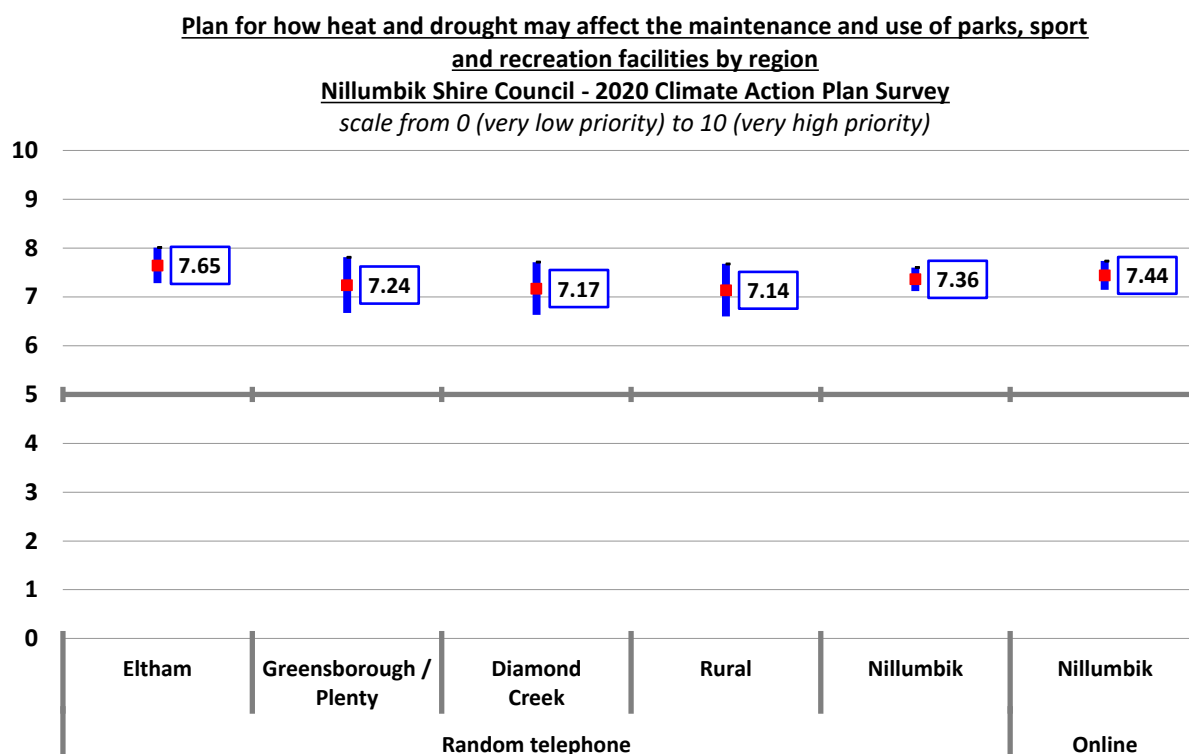
There was no statistically significant variation in the average priority of “considering climate change when making decisions about the location, construction, maintenance, and operation of buildings and other infrastructure” observed across the municipality.



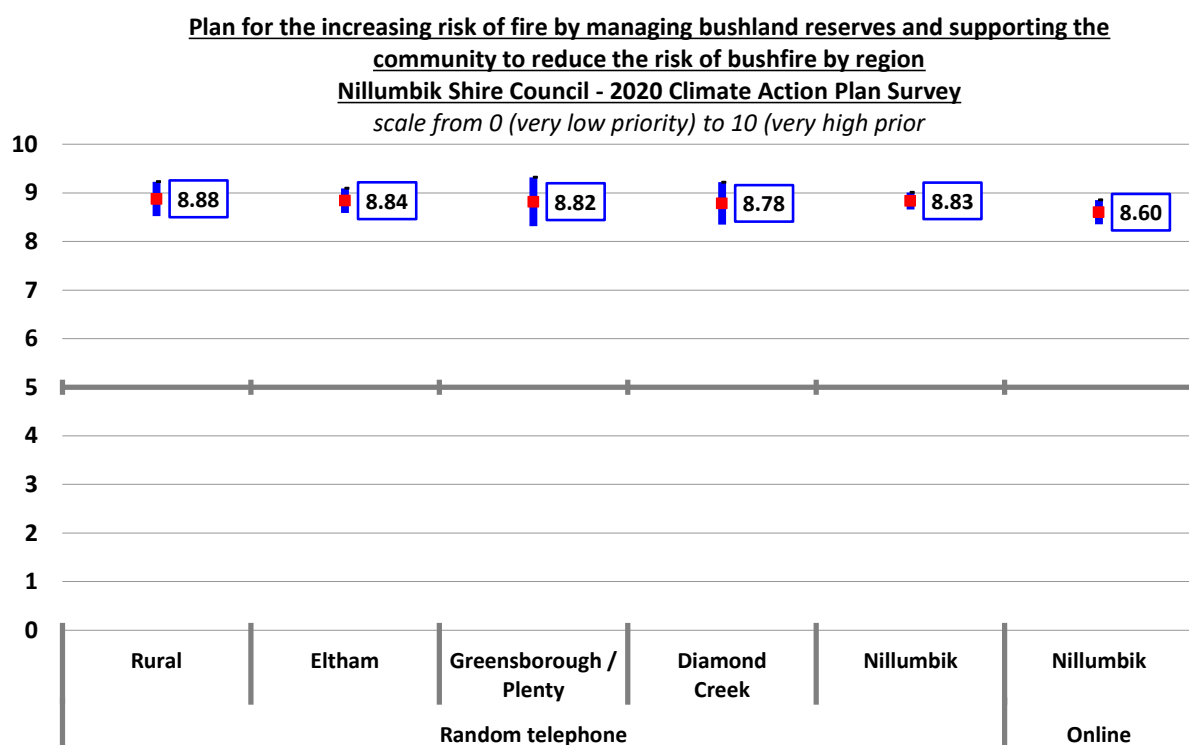
There was no statistically significant variation in the average priority of “planning for how drought, changes in average temperatures or extreme events may affect local animals and plants” observed across the municipality.



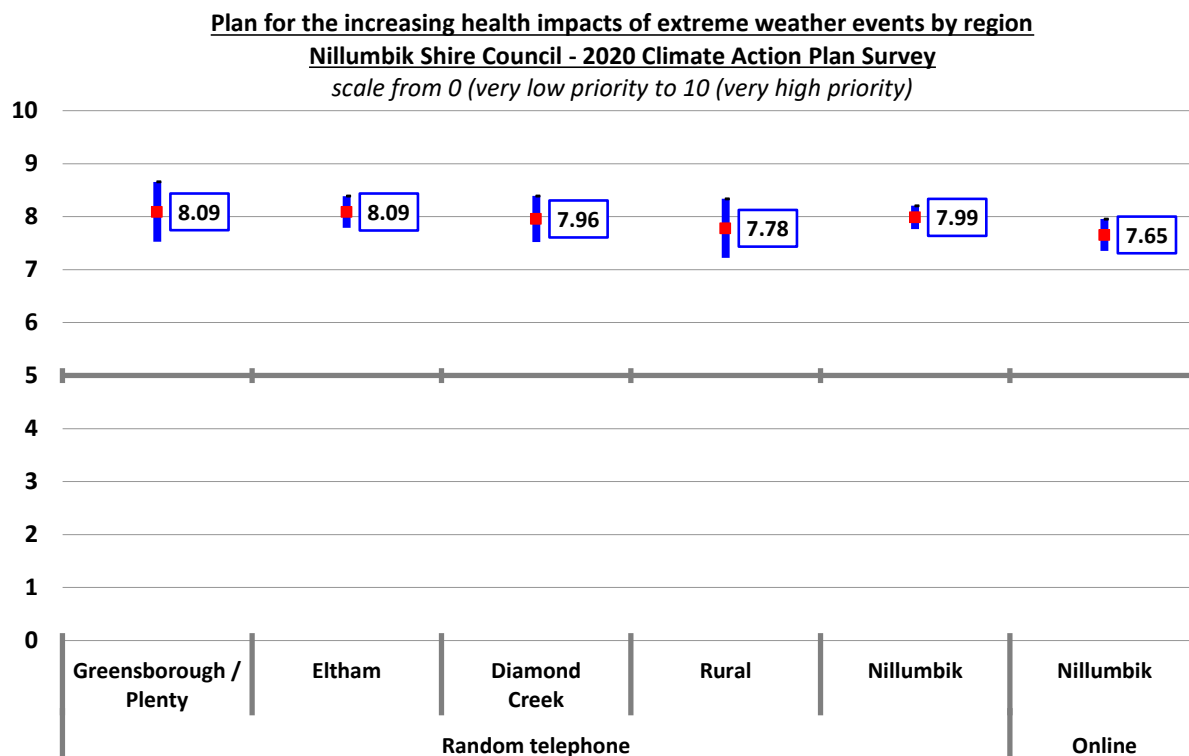
There was no statistically significant variation in the average priority of “planning for how heat and drought may affect the maintenance and use of parks, sports and recreation facilities” observed across the municipality.



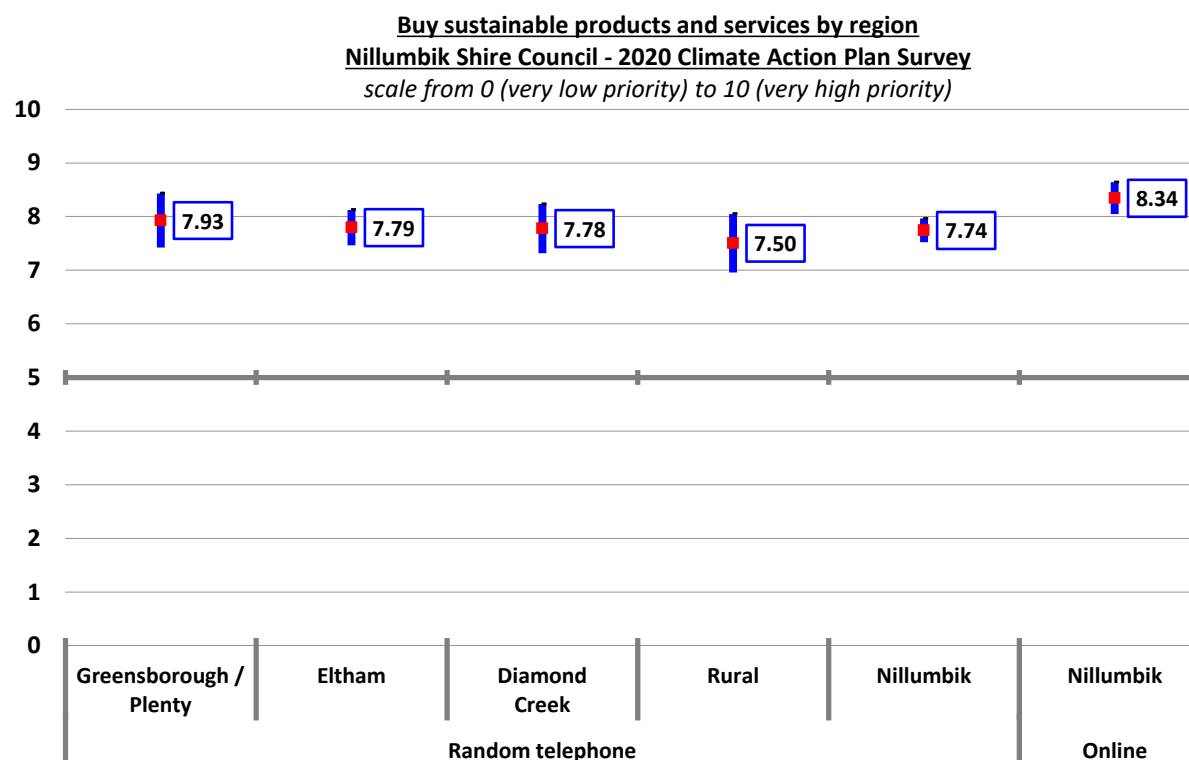
There was no statistically significant variation in the average priority for “planning for the increasing risk of fire by managing bushland reserves and supporting the community to reduce the risk of bushfire” observed across the municipality.



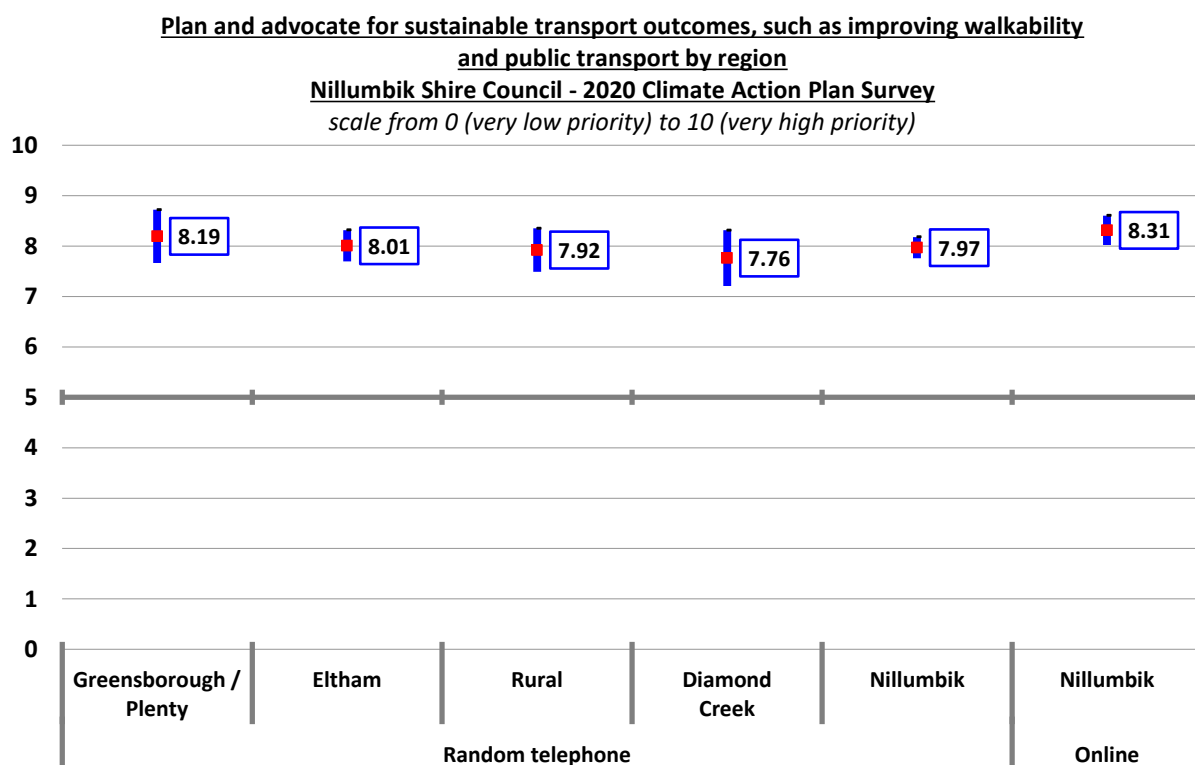
There was no statistically significant variation in the average priority for “planning for the increasing health impacts of extreme weather events” observed across the municipality.



There was no statistically significant variation in the average priority of “buying sustainable products and services” observed across the municipality.



There was no statistically significant variation in the average priority of “planning and advocating for sustainable transport outcomes, such as improving walkability and public transport” observed across the municipality.



Other Council's climate change actions

Respondents were asked:

“Is there anything else you believe Council should do to address climate change or to support you to take climate action?”

Respondents were asked if there was anything else, they believe that Council should do to address climate change or to support them to take climate action.

Only a small number (36) of respondents to the random telephone survey nominated anything else that Council should do, as outlined in the following graph.

A range of actions and issues were raised, with renewable energy, moving to electric vehicles, becoming carbon neutral, and working with other levels of government among the issues raised.



Things that Council should do to address climate change or to support you to take climate action

Nillumbik Shire Council - 2020 Climate Action Plan Survey (random telephone)

(Number of responses)

Response	Number
Provision and incentives renewal energy	2
Use green energy, electric vehicles	2
A need to operate cost efficiently	1
Aiming to move to carbon positive model, carbon neutral	1
All Councils should collectively make decisions to address this issues	1
Better land management strategies	1
Better maintenance of local facilities	1
Bushfire mitigation should be taken seriously it is very important and current decisions are not going to help	1
Carbon effective	1
Cutting the vegetation down and keeping it short	1
Cycling services or path, pedestrians, frequency	1
Don't believe in climate change and the Council should not waste time on this issue since it is a natural process	1
Don't force or control the public instead plan for the climate change	1
Focus more on recycling and waste management	1
I don't think Council can do much	1
Information regardless of their background or disability	1
IT in the cloud	1
Liaising with utilities that provide renewable sources	1
Monitor skin facilities / clinics monitor skins funded by Council	1
More information about climate change	1
More planning and do some actions	1
More regulation on recycling and rubbish which is poorly managed over the years	1
More support with solar for housing and grey water for houses	1
Need to give picture of numbers for carbon emission plans	1
Over fishing areas	1
Over population of an area, overly populated new developments	1
Plan for how to recover from extreme events	1
Provide information to the community	1
Smaller property alternatives to reduce rates of tree trimmed or tree cut down	1
Supermarkets can use multiple packaging, reduce the packaging or change the way they package	1
Support the residents for taking sustainable actions	1
Support the state governments	1
Sustainable environment	1
Take care of the old landfill sites and waste management system needs careful attention as it emits carbon	1
Total	36

The self-selected online survey respondents were significantly more willing to provide additional commentary in relation to other actions that they believe that Council should do to address climate change and to support the community becoming carbon neutral.



A total of 277 responses were received from the 397 online survey respondents, with a summary of the results included in the following table. Some comments have been broken into separate issues for ease of analysis. The verbatim comments received from the online survey respondents are included as [Appendix Two](#) of this report.

The percentages referred to in the following table refer to the percent of the responses received, rather than the percent of respondents to the online survey. This was done due to the nature of the question and the fact that some responses have been broken up rather than presented as a single large, multi-faceted response.

The most common suggestions from the online survey respondents related to encouragement of renewable and “green” energy projects or Council use of energy, as well as education and communication and involving the community. As outlined above, the details of the verbatim comments are available as an appendix to this report.

Metropolis Research notes that not all these responses are suggestions for Council actions to address climate change. Some of the responses provided by respondents are complaints about current and potential future Council action on climate change (e.g., focus on core services), some reflect a scepticism about the issue of climate change and the role of Council (e.g., general negative comments), and a few were criticisms of the nature, design, and purpose of the survey itself (e.g., comments on the survey). These complications reflect the limitations of self-selected, self-completed online surveys.

Other Council climate change actions to address climate change / support residents
Nillumbik Shire Council - 2020 Climate Action Plan Survey (online survey)
(Number and percent of total responses)

Action	Online survey	
	Number	Percent
Renewable / green energy	38	13.7%
Education / communication / community involvement	32	11.6%
Green Wedge, trees, bio-diversity	25	9.0%
General suggestions	21	7.6%
Incentives to encourage climate change action	20	7.2%
Bushfire related	15	5.4%
Transport / bikes	15	5.4%
Declaration of climate emergency	14	5.1%
Rates / costs	14	5.1%
Planning and development	12	4.3%
Council plans / policies / regulations	11	4.0%
Waste, recycling management	11	4.0%
Adoption of environmentally friendly / sustainable measures	8	2.9%
Lobby / work with other bodies (councils, State gov, Federal gov and business)	8	2.9%
Opposition to climate change actions	6	2.2%
Focus on core services	4	1.4%
General negative comments	4	1.4%
General positive comments	2	0.7%
Comments on the survey	6	2.2%
Other	11	4.0%
Total	277	100%



Personal climate change actions

Environmental actions

Respondents were asked:

“Have you made, or are you considering making any of the following changes?”

Respondents were asked whether they had made or were considering making within the next two years any of 14 changes (actions) to improve the environmental sustainability of their home and lifestyle. For ease of analysis, these 14 actions have been broken into two groups; seven electricity consumption related actions, and seven water and other actions.

The following table provides a summary of the complete set of results to this question for respondents to both the random telephone survey and the self-selected online survey.

Household members engaged in selected sustainable environmental actions

Nillumbik Shire Council - 2020 Climate Action Plan Survey

(Number and percent of total respondents)

Action	Survey	Already done/doing Number	Percent	Considering 2 years	Not doing/ considering	Not applicable
Install insulation and draught sealing	Random	279	69.9%	10.8%	13.2%	6.1%
	Online	275	69.3%	14.9%	5.5%	10.3%
Install energy-efficient windows and coverings	Random	188	47.0%	19.7%	25.6%	7.7%
	Online	185	46.6%	27.2%	15.1%	11.1%
Install rooftop solar or solar battery system	Random	161	40.2%	29.0%	24.3%	6.5%
	Online	193	48.6%	27.2%	13.1%	11.1%
Replace gas appliances with efficient electric appliances	Random	170	42.4%	19.7%	30.6%	7.3%
	Online	116	29.2%	28.2%	25.2%	17.4%
Install energy-efficient heating, cooling, lighting and hot water	Random	231	57.8%	21.2%	14.5%	6.5%
	Online	258	65.0%	19.9%	6.0%	9.1%
Purchase Green Power (50% to 100%)	Random	103	25.8%	29.3%	34.7%	10.2%
	Online	174	43.8%	26.4%	21.4%	8.3%
Walk, ride and or use public transport where possible	Random	302	75.4%	4.9%	14.6%	5.1%
	Online	257	64.7%	6.0%	14.6%	14.6%
Purchase an electric or hybrid electric vehicle	Random	31	7.7%	29.1%	60.4%	2.8%
	Online	22	5.5%	40.8%	42.8%	10.8%
Install water saving devices and appliances in the home	Random	268	67.0%	11.5%	16.5%	5.0%
	Online	275	69.3%	13.9%	10.6%	6.3%
Install water retention systems and improved drainage around property	Random	223	55.7%	17.9%	19.4%	7.0%
	Online	224	56.4%	17.6%	14.4%	11.6%
Establish an edible garden and / or compost at home	Random	277	69.3%	13.6%	13.3%	3.8%
	Online	315	79.3%	8.6%	7.3%	4.8%
Adapt your garden to be drought tolerant and / or provide habitat and biodiversity	Random	282	70.5%	10.6%	12.4%	6.5%
	Online	327	82.4%	7.3%	5.3%	5.0%
Minimise waste to landfill by actively separating waste	Random	374	93.4%	2.2%	1.4%	2.9%
	Online	377	95.0%	1.0%	1.5%	2.5%
Avoid or minimise buying materials that become waste	Random	344	86.0%	6.4%	5.3%	2.3%
	Online	347	87.4%	4.5%	4.5%	3.5%



Electricity consumption related actions

The following graph displays the proportion of the random telephone and self-selected online survey respondents who reported that they had already done or were considering within the next two years each of the seven, electricity consumption related actions.

It is important when examining these results to bear in mind that some of these actions are somewhat subjective, for example what constitutes “energy efficient” may vary from respondent to respondent. Some of the actions are also multi-faceted, and respondents may report that they have already done the action when they may only have done one component of the action, such as installing energy efficient heating, cooling, and lighting.

There is also the potential for a degree of false positive in these results, given that many will judge it as socially responsible to undertake these actions and may feel compelled to report that they do. This can be the case both for the interview style telephone survey, as well as for the self-completion online survey.

Metropolis Research finds it an interesting observation that, except for purchasing Green Power, the online survey respondents were not significantly more likely to be undertaking the remaining six electricity consumption related environmental actions than the random telephone survey respondents.

This is interesting given the fact that the online survey respondents, in results throughout this report, tend to exhibit a higher degree of familiarity with and concern about climate change than the random telephone survey respondents, yet this does not seem to have resulted in significantly higher participation in these personal actions to minimise carbon pollution.

In summary, these results show that:

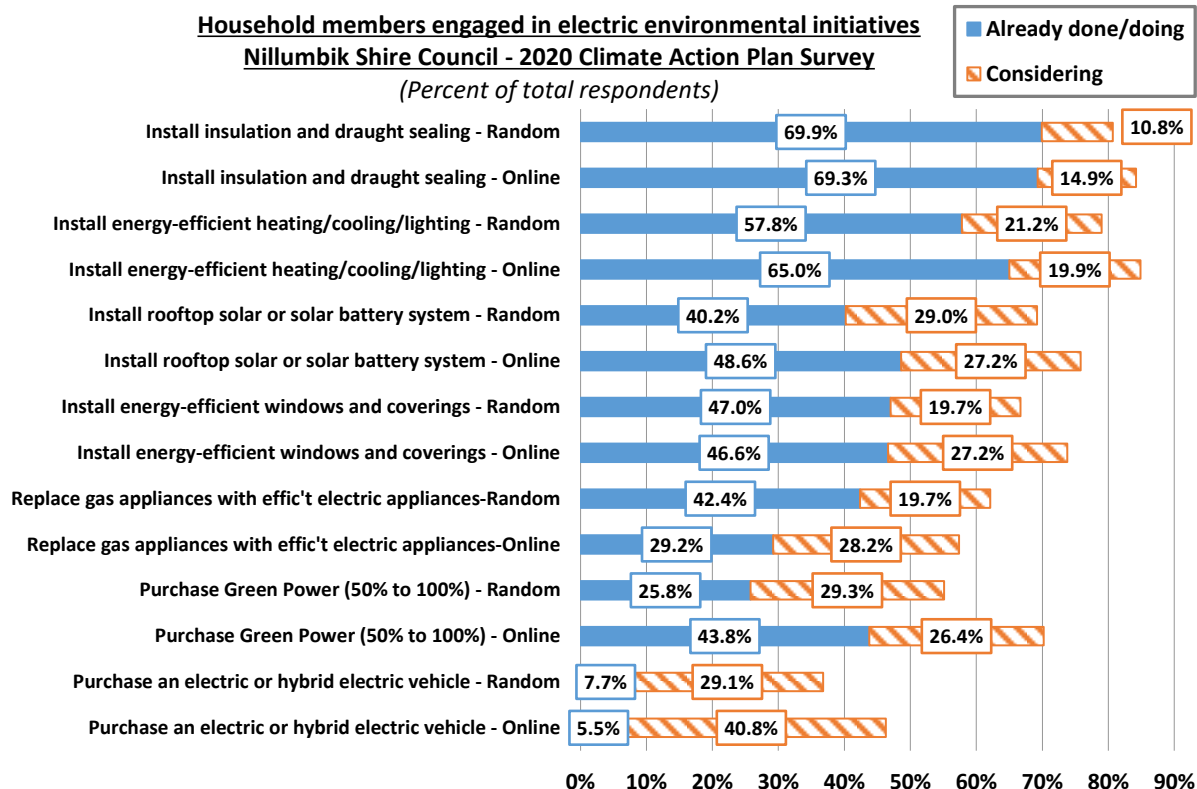
- More than half of both the random telephone and online survey respondents reported that they had already installed insulation and draught sealing and installed energy efficient heating, cooling, and lighting. A significant proportion of the remaining respondents reported that they were considering doing these within the next two years.
- A little less than half of both the random telephone and online survey respondents reported that they had already installed rooftop solar or solar battery systems and installed energy efficient windows and coverings. Up to approximately one-quarter of respondents to both the surveys reported that they were considering installing these within the next two years.
- Whilst roughly one-third of both the random telephone and online survey respondents reported that they had replaced gas appliances with efficient electric appliances, the random telephone survey respondents (42.4%) were significantly more likely than the online survey respondents (29.2%) to have already replaced these appliances. One-fifth of random telephone survey and one-quarter of online survey respondents reported that they were considering replacing these appliances within the next two years.
- The reverse result was found in relation to purchasing Green Power (50% to 100%), with almost half (43.8%) of the online survey respondents reporting that they were already purchasing Green Power, compared to 25.8% of the random telephone survey respondents. A little more than one-quarter of respondents to both surveys reported that they were considering purchasing Green Power within the next two years.



- Less than 10% of respondents to both surveys reported that they had purchased an electric or hybrid vehicle, whilst 29.1% of the random sample survey and 40.8% of the online survey respondents reported that they were considering doing so within two years.

These results suggest a solid to strong level of community participation in a broad range of electricity consumption related actions.

There is also a significant proportion of the community, not currently engaging in these actions who are potentially considering doing so within the next two years.



The following graphs outline the random telephone survey results for each of these seven, electricity consumption related environmental actions for respondents from each of the four precincts comprising the Nillumbik Shire.

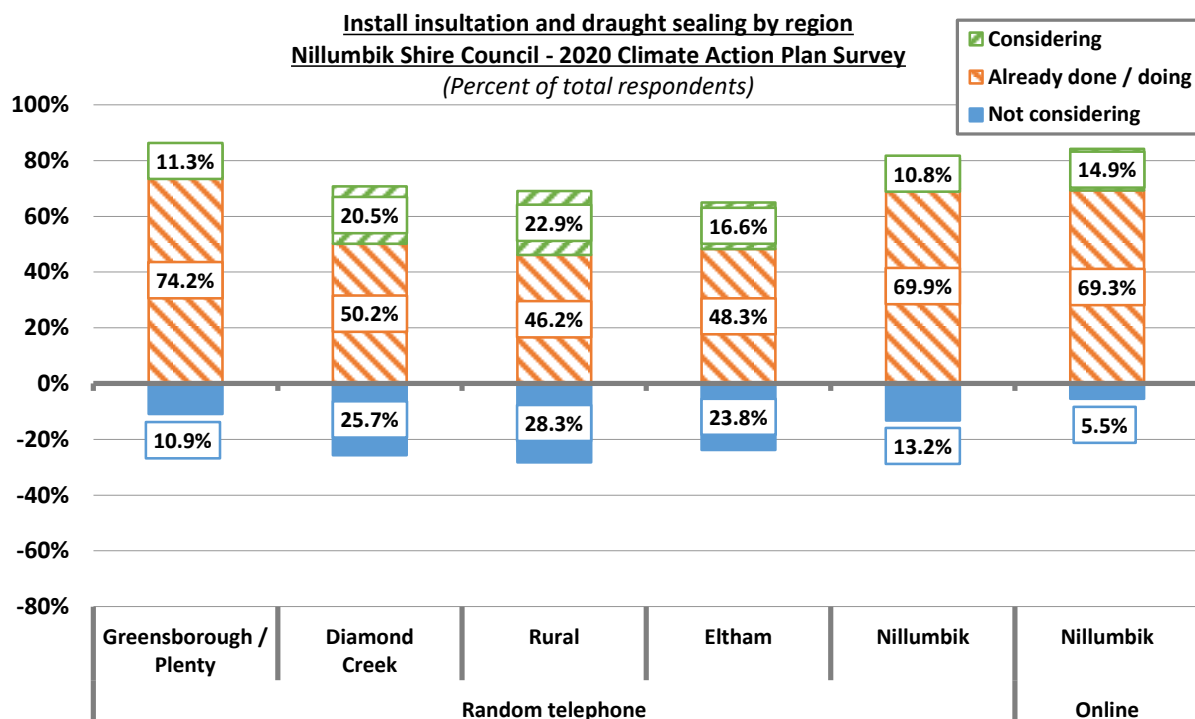
The graphs also include the municipal results from the self-selection online survey.

In summary, these results show that there was no statistically significant variation in current participation in most of the seven, electricity consumption related environmental actions observed across the municipality.

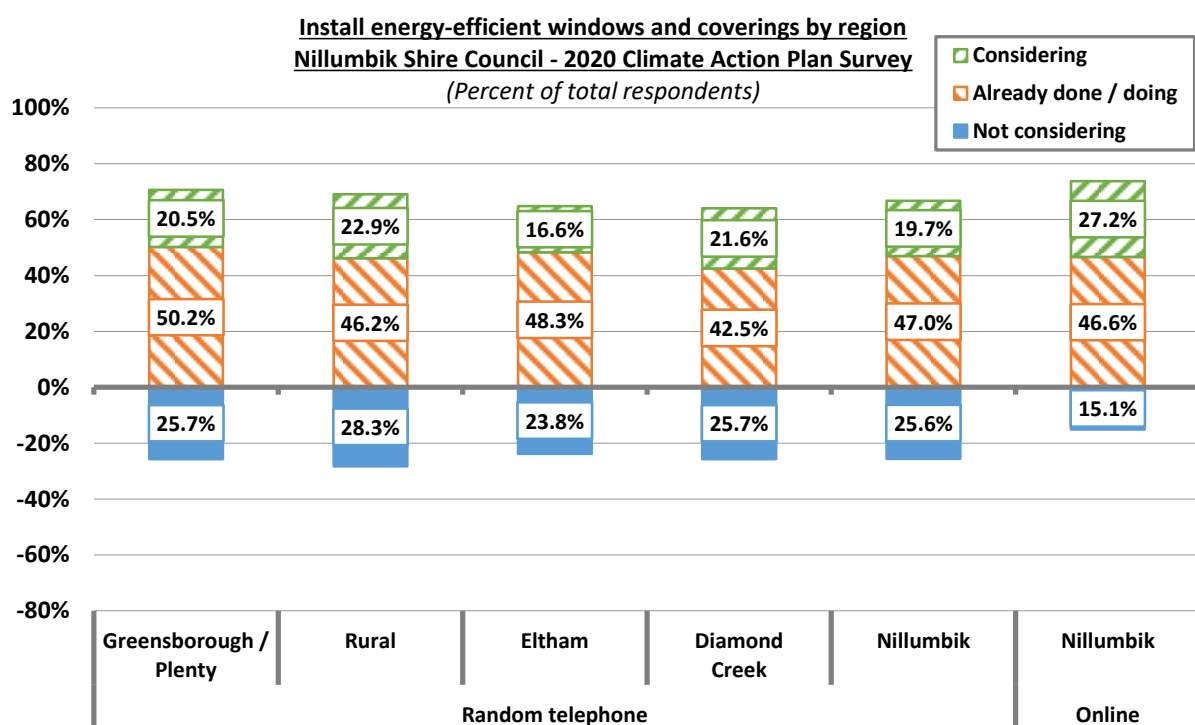
As discussed in the preceding analysis, except for purchasing Green Power, there was no significant variation in participation in the remaining six electricity consumption related environmental actions between respondents to the random telephone and self-selection online surveys.



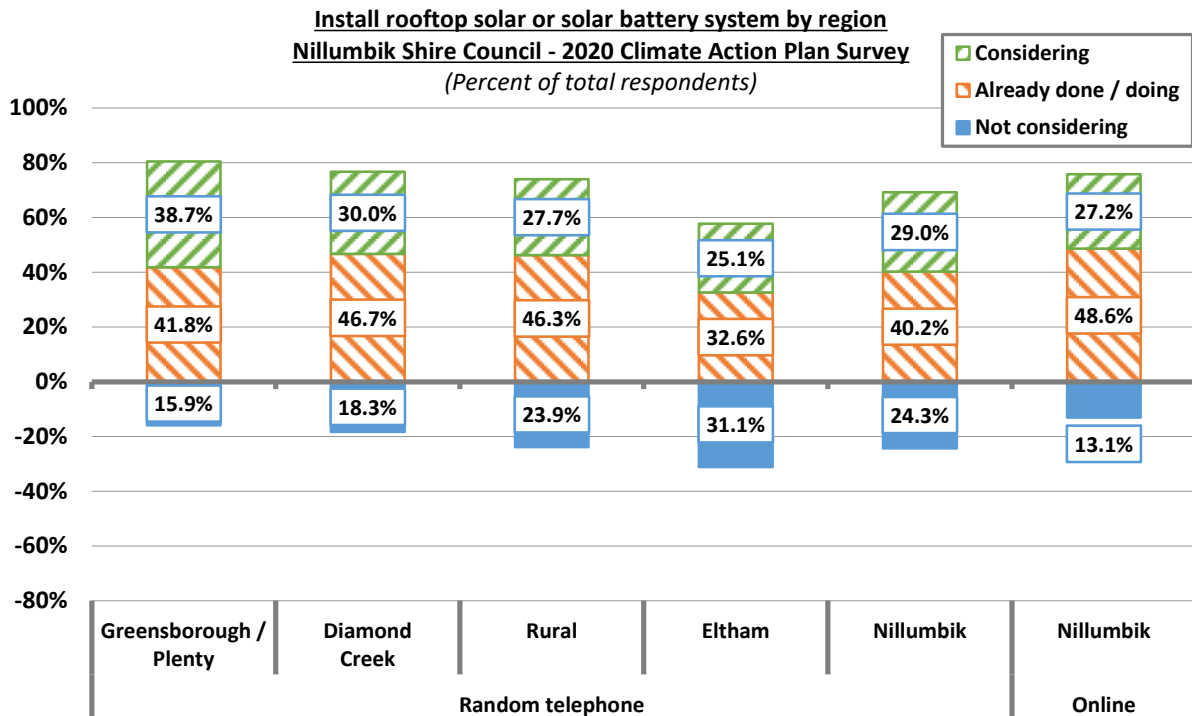
There was some notable variation in the proportion of random telephone survey respondents who reported that they had installed insulation and draught sealing observed across the municipality. Respondents from Diamond Creek, Rural, and Eltham precincts were significantly less likely to have installed these than respondents in Greensborough / Plenty.



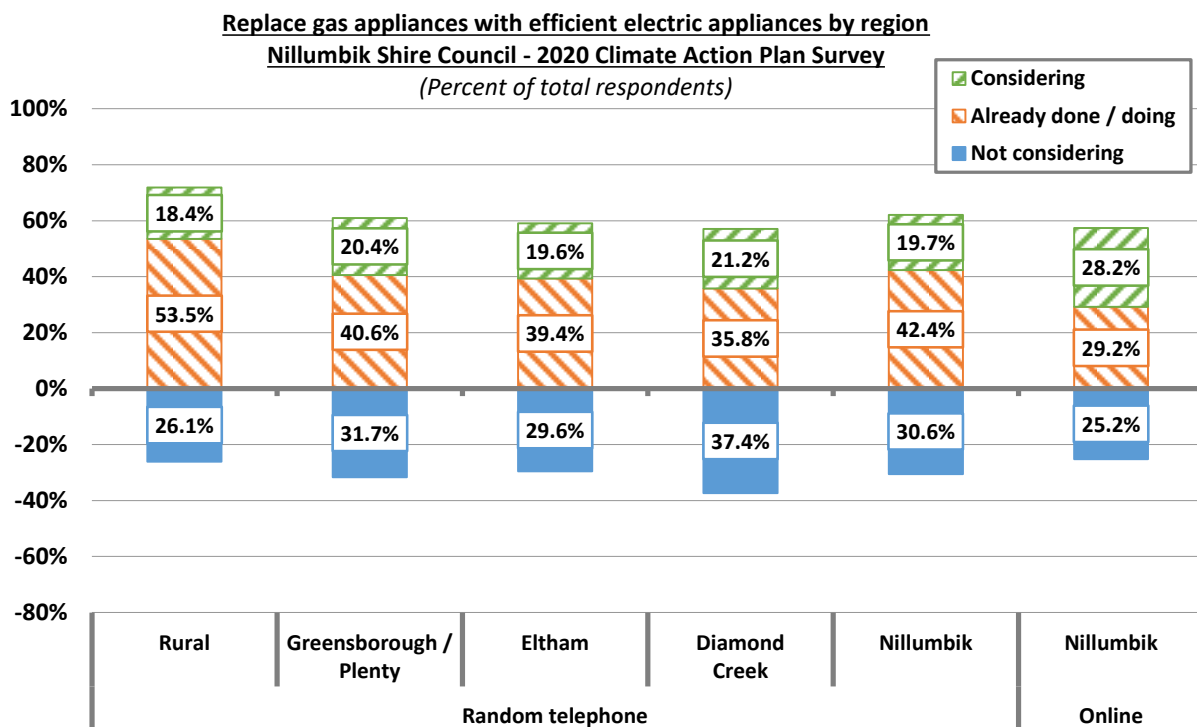
There was no statistically significant variation in the proportion of random telephone survey respondents who had installed energy efficient windows and coverings observed across the municipality.



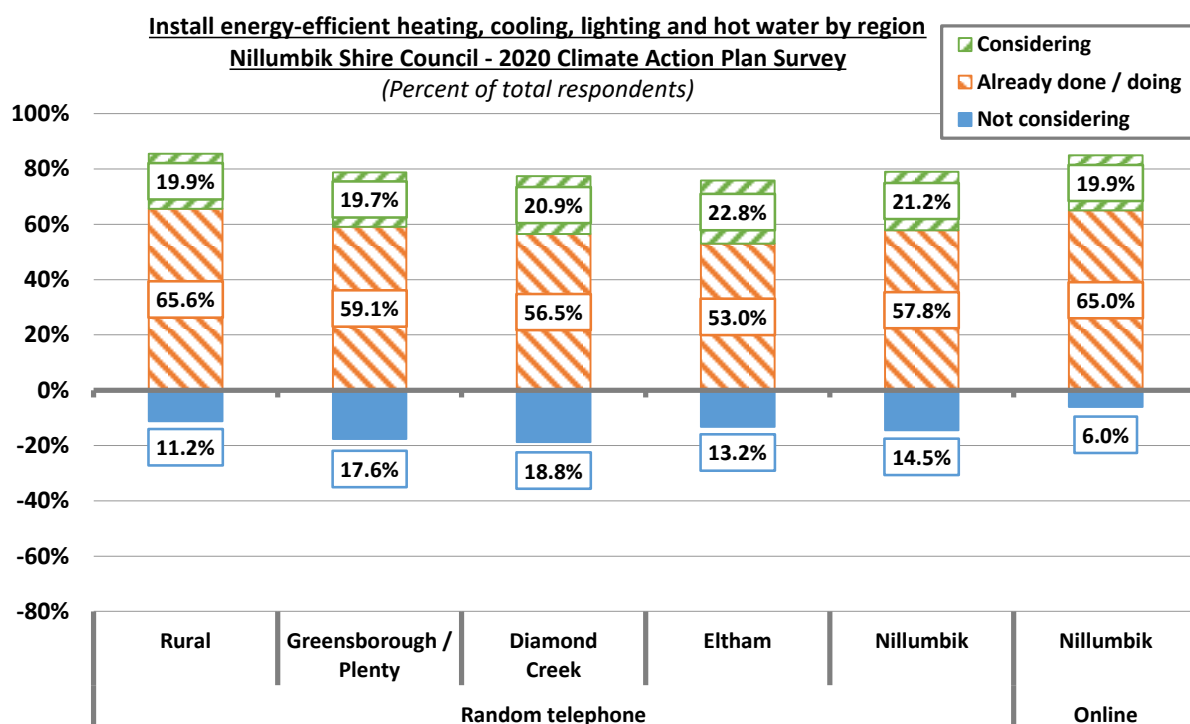
Whilst there was no statistically significant variation in the proportion of random telephone survey respondents who had installed rooftop solar or solar battery systems observed across the municipality, it is noted that respondents from Eltham precinct were less likely than the average.



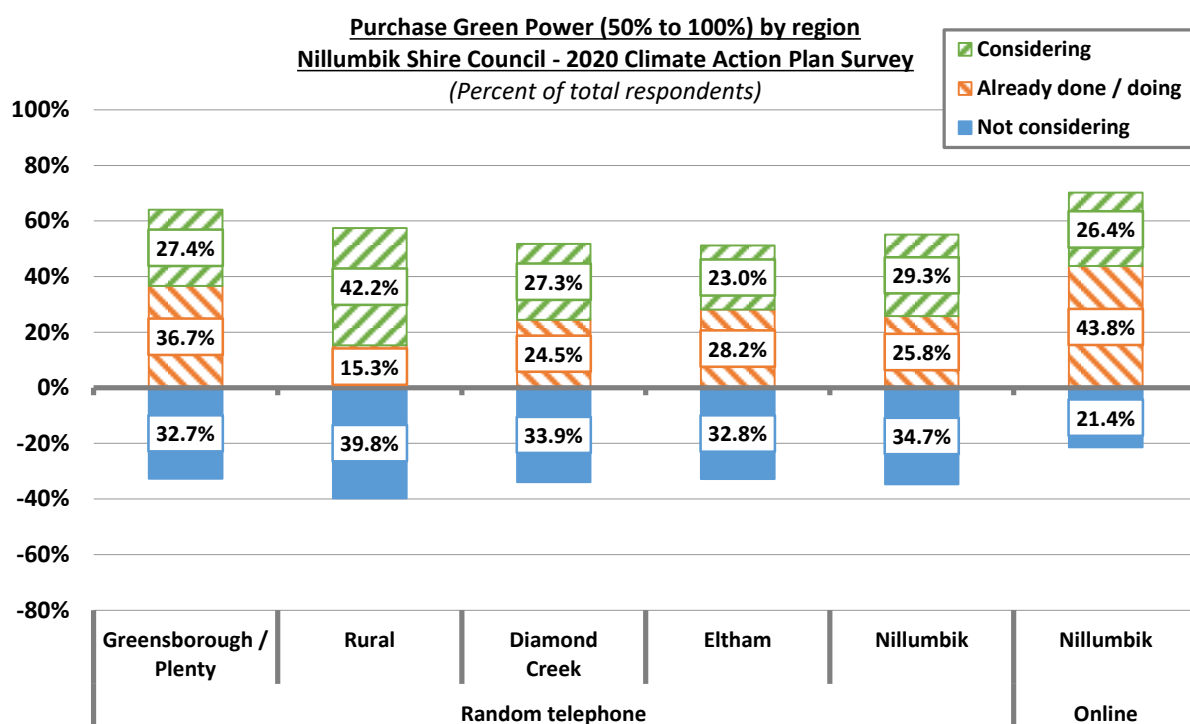
There was some notable variation in the proportion of random telephone survey respondents who reported that they had replaced gas appliances with efficient electric appliances observed across the municipality. Respondents from the Rural precinct were significantly more likely to have replaced these appliances than respondents in the other precincts.



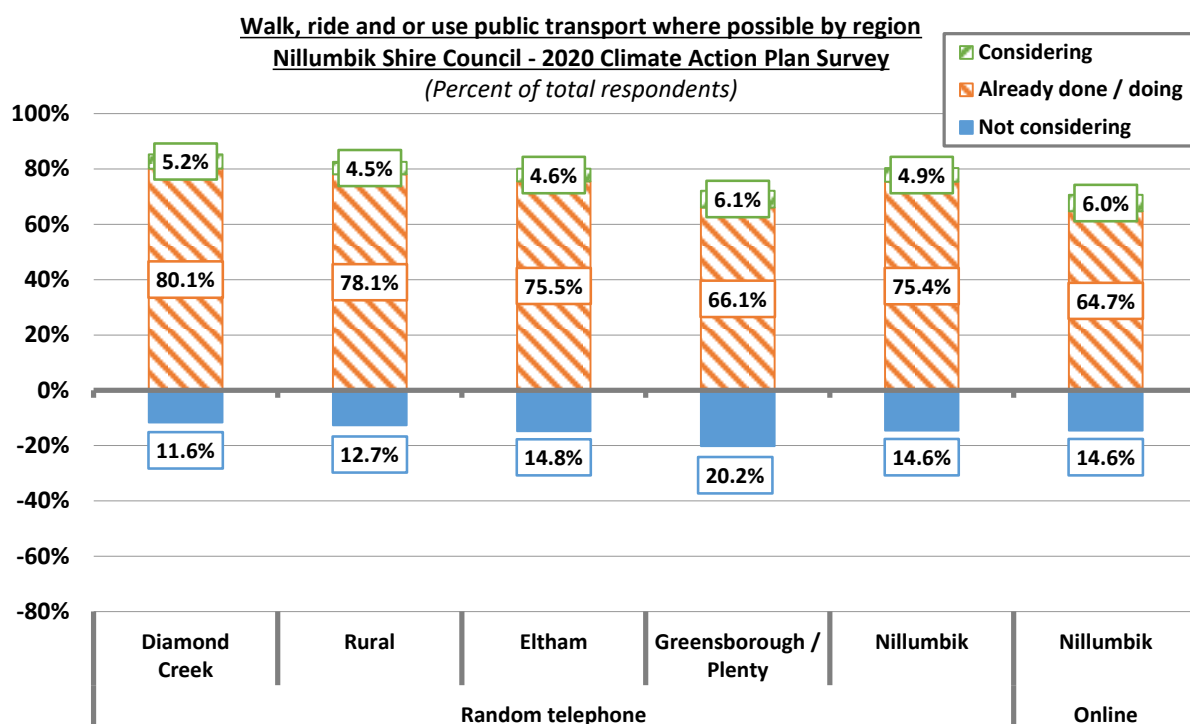
There was no statistically significant variation in the proportion of random telephone survey respondents who had installed energy efficient heating, cooling, lighting, and hot water observed across the municipality.



There was some notable variation in the random telephone survey results in relation to purchasing Green Power observed across the municipality. Respondents from Greensborough / Plenty were more likely than average to have purchased whilst respondents from the Rural precinct were less likely. Rural precinct respondents were, however, more likely to be considering purchasing Green Power in the next two years than the average.



There was some notable variation in the proportion of random telephone survey respondents who walk, ride, and / or use public transport where possible observed across the municipality, with respondents from Greensborough / Plenty notably less likely to do so than average.



Water and other environmental actions

The following graph displays the proportion of the random telephone and self-selected online survey respondents who reported that they had already done or were considering within the next two years each of the seven, water-related and other environmental actions.

It is important when examining these results to bear in mind that some of these actions are somewhat subjective, for example what constitutes “minimising” may vary from respondent to respondent. Some of the actions are also multi-faceted, and respondents may report that they have already done the action when they may only have done one component of the action, such as establishing an edible garden or composting at home.

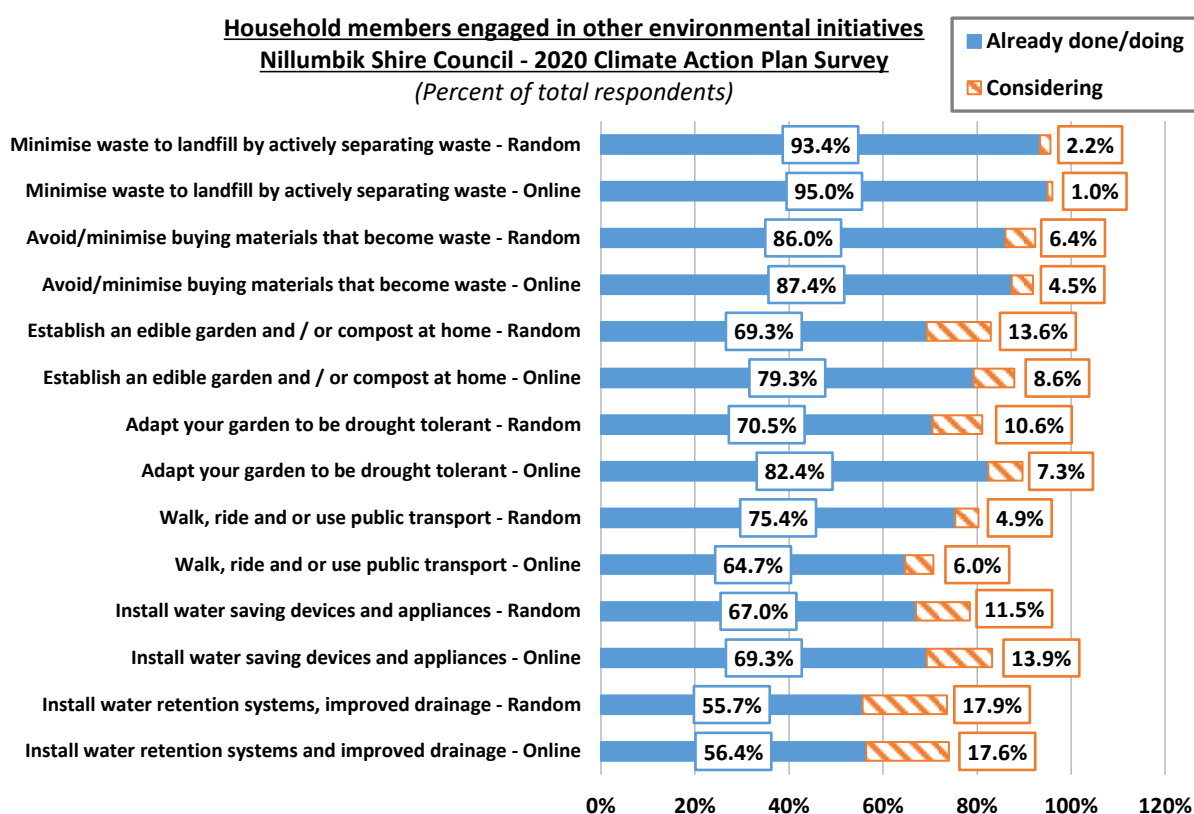
There is also the potential for a degree of false positive in these results, given that many will judge it as socially responsible to undertake these actions and may feel compelled to report that they do. This can be the case both for the interview style telephone survey, as well as for the self-completion online survey.

Metropolis Research notes that the random telephone survey and self-selection online survey respondents tended to report relatively similar results for many of these seven environmental actions. As discussed in the electricity consumption related section above, this is an interesting result, as it highlights the fact that whilst the online survey respondents were more familiar with and concerned about the effects of climate change, they were not significantly more likely to be engaging in personal actions to reduce their environmental impacts.

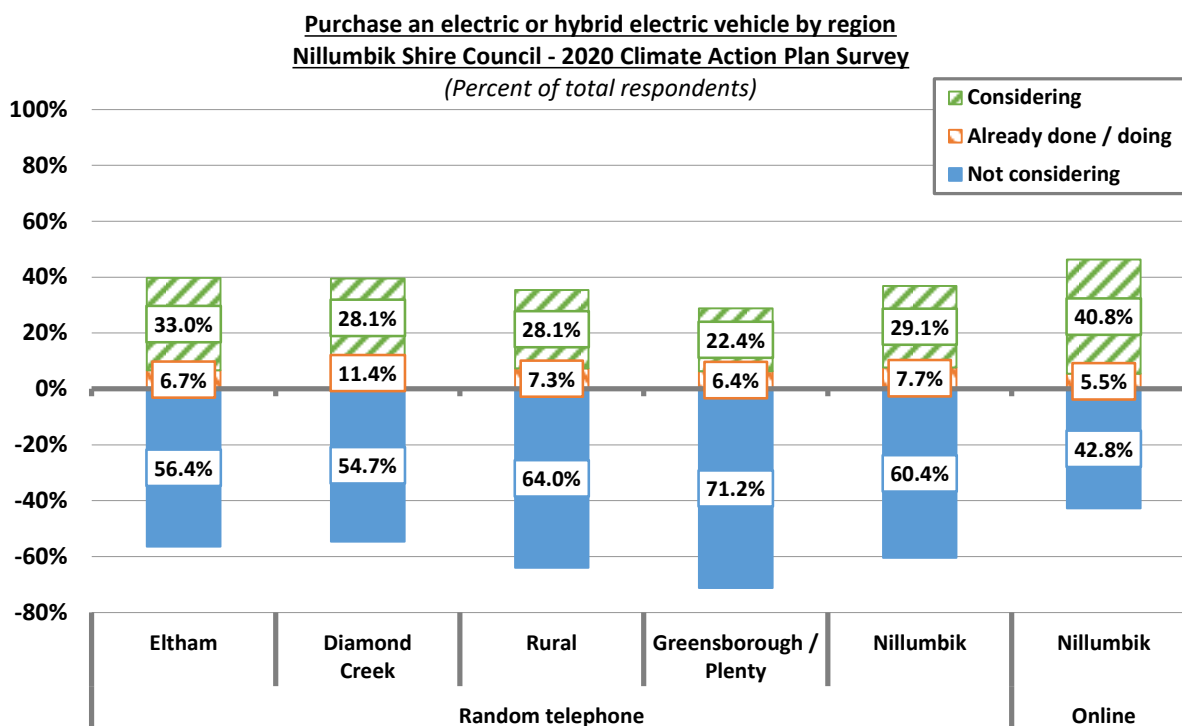
It is noted, however, that the online survey respondents were more likely to have established an edible garden or compost at home and to have adapted their garden to be drought tolerant, but they were less likely than the random telephone survey respondents to walk, ride, or use public transport.

In summary, these results show that:

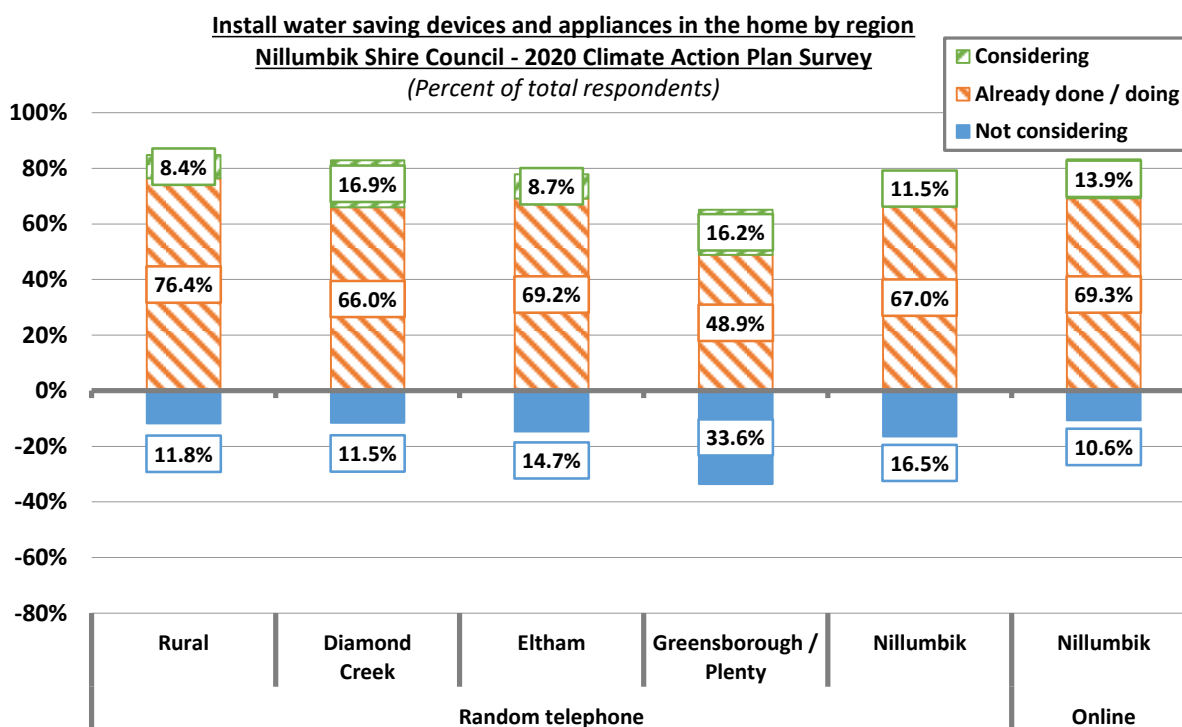
- The overwhelming majority of both the random telephone and online survey respondents were already minimising their waste to landfill by actively separating waste and avoiding or minimising buying materials that become waste.
- Approximately three-quarters of both the random telephone and online survey respondents had established an edible garden and / or were composting at home and had adapted their garden to be drought tolerant.
- Three-quarters of the random telephone survey respondents and two-thirds of the online survey respondents were walking, riding, or using public transport. It is noted, however, that only a small proportion of the respondents to either survey were considering doing this in the next two years, which suggests that these results may have a limited potential to increase.
- Two-thirds of respondents to both surveys had already installed water saving devices and appliances, with a little more than 10% considering installing these devices in the next two years.
- A little more than half of the respondents to both surveys had already installed water retention systems or improved drainage, with a further one-sixth considering doing so within the next two years.



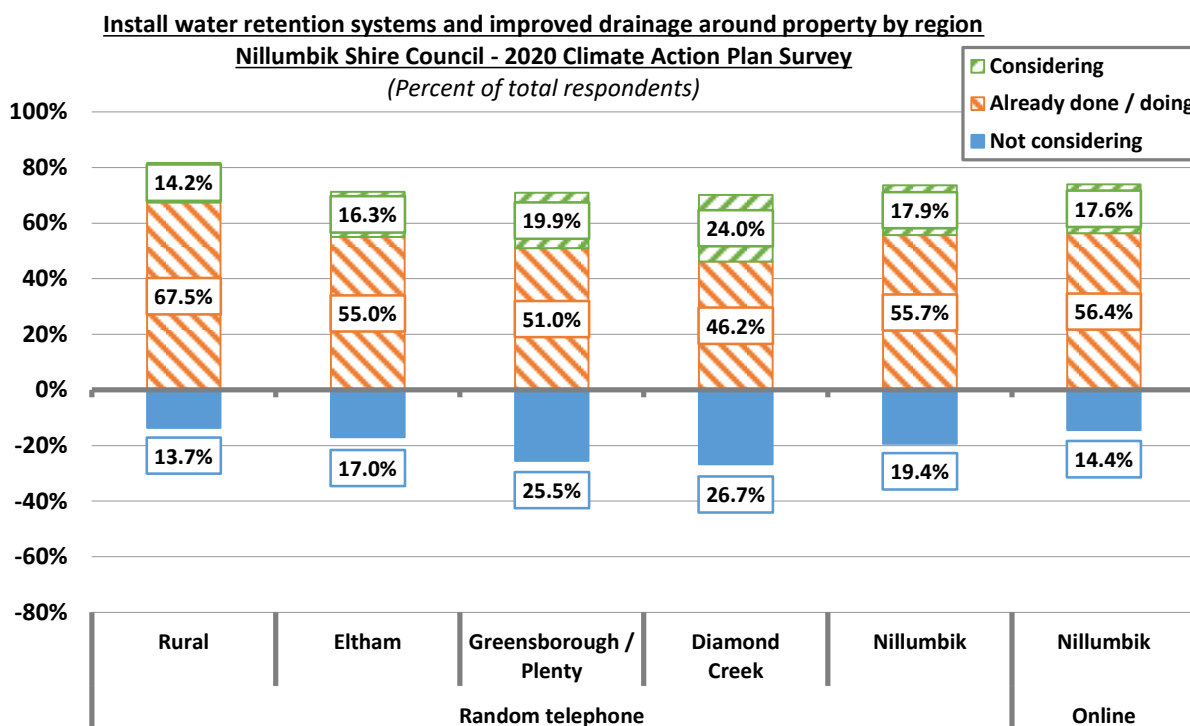
There was no statistically significant variation in the random telephone survey results in relation to purchasing an electric or hybrid vehicle observed across the municipality.



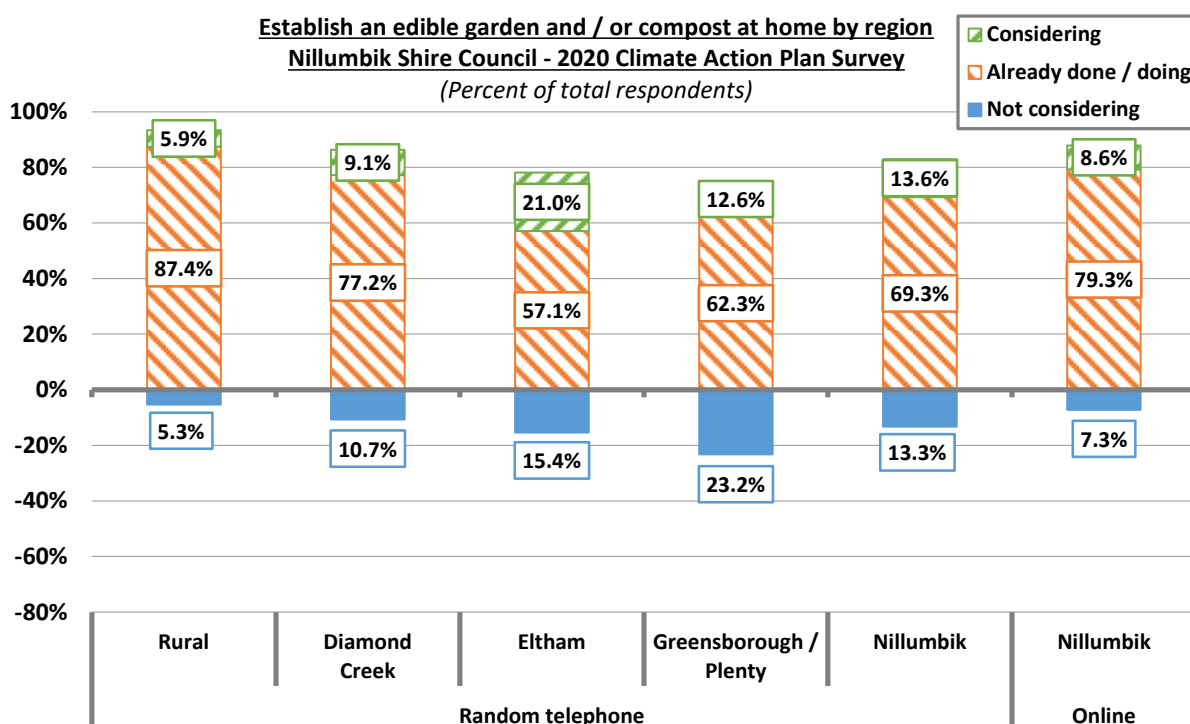
There was some notable variation in the proportion of random telephone survey respondents who reported that they had already installed water saving devices and appliances at home, with respondents from Greensborough / Plenty notably less likely than the municipal average.



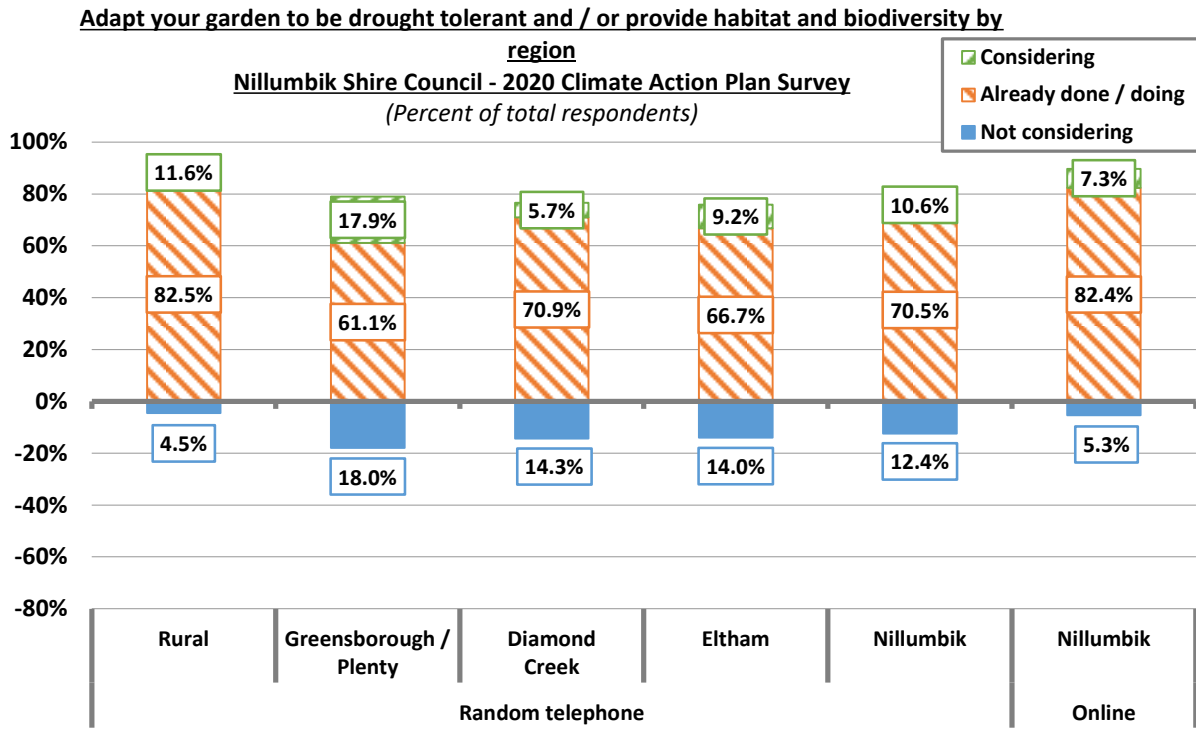
There was some notable variation in the proportion of random telephone survey respondents who reported that they had already installed water retention systems and improved drainage, with respondents from the Rural precinct notably more likely than the municipal average.



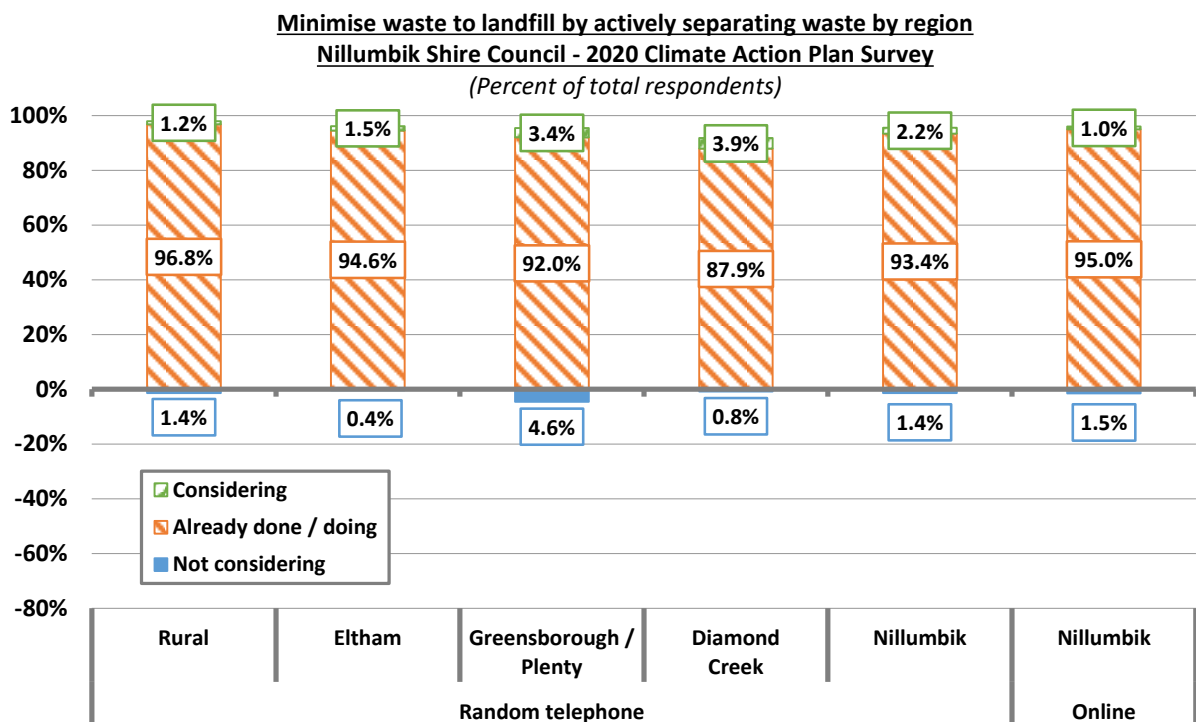
There was some notable variation in the proportion of random telephone survey respondents who reported that they had already established an edible garden and / or composted at home, with respondents from the Rural precinct measurably and significantly more likely than the municipal average.



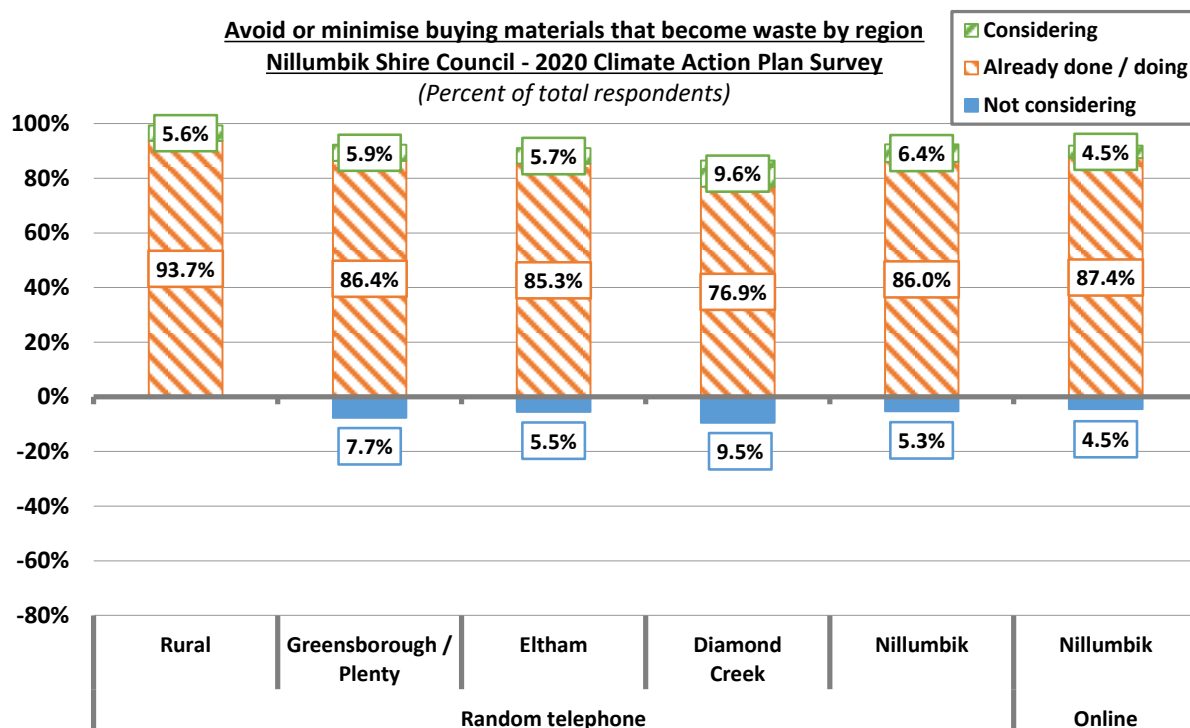
There was some notable variation in the proportion of random telephone survey respondents who reported that they had already adapted their garden to be drought tolerant and / or provide habitat and biodiversity, with respondents from the Rural precinct measurably and significantly more likely than the municipal average.



There was no statistically significant variation in the proportion of random telephone survey respondents who already minimise waste to landfill by actively separating waste observed across the municipality.



There was no statistically significant variation in the proportion of random telephone survey respondents who already avoid or minimise buying materials that become waste observed across the municipality.



Barriers to taking climate change actions

Respondents were asked:

“On a scale of zero (no barrier) to ten (strong barrier), to what extent are the following issues a barrier to your household taking climate action?”

Respondents were asked to rate the degree to which 10 issues or factors were a barrier to them or their household taking climate action.

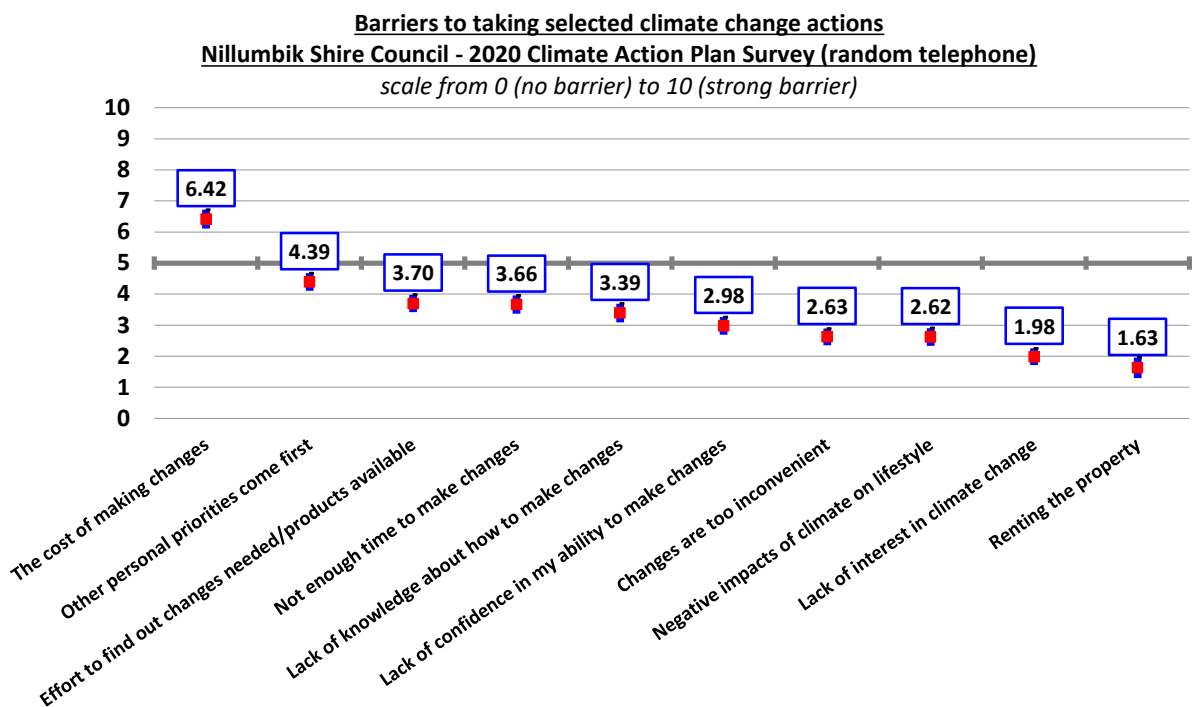
The following two graphs provide these results for the respondents to the random telephone survey.

The average degree to which each of these issues or factors were a barrier to taking climate action, on a scale from zero (no barrier) to 10 (strong barrier) is outlined in the first of the following graphs.

In summary, these results show that:

- **Moderate Barrier** – the cost of making changes. A little less than half (45.7%) of the random telephone survey respondents rated this factor a strong barrier to taking climate action.

- **Mild Barrier** – that other priorities come first, the effort to find out the changes needed and the products available, not enough time to make changes, and a lack of knowledge about how to make changes. A little more than 10% of respondents rated these a strong barrier to taking climate action.
- **Low Barrier** – a lack of confidence in ability to make changes, that changes are too inconvenient, negative impacts of climate changes on lifestyle. Less than 10% of respondents rated these factors a strong barrier to taking climate action.
- **Very Low Barrier** - a lack of interest in climate change and renting the property. More than 80% of respondents rated these two factors to be a low barrier to taking climate action.



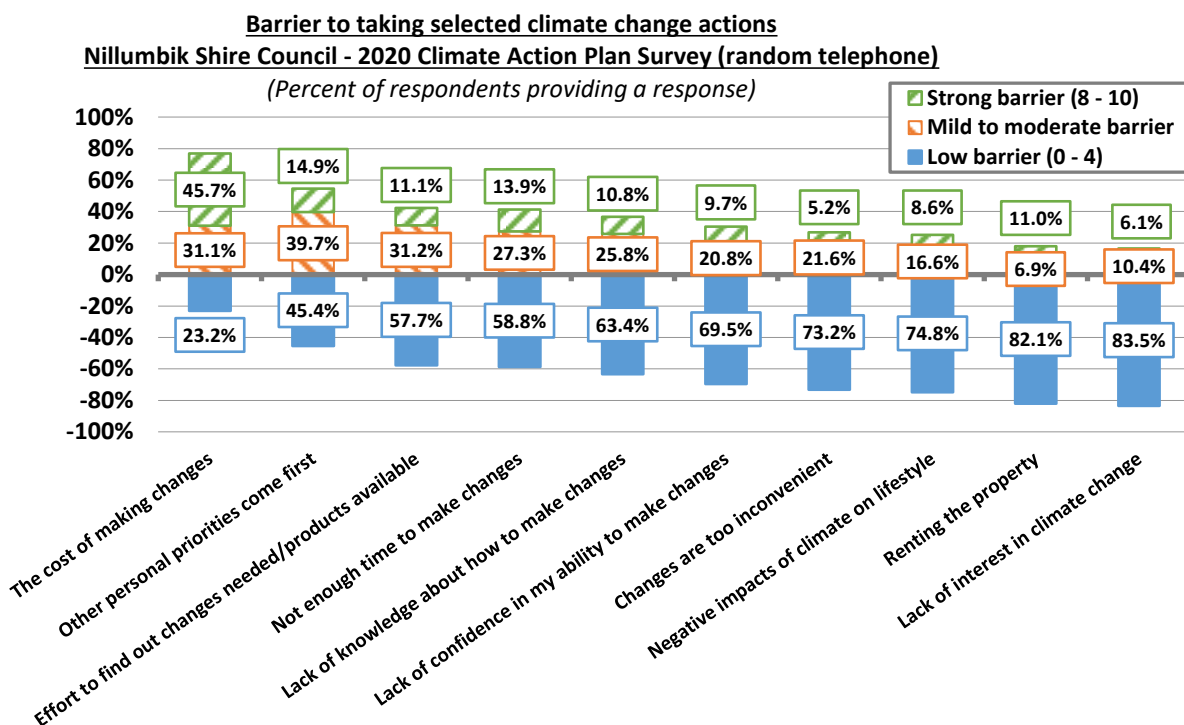
The following graph displays a breakdown of the random telephone survey respondents who rated each issue or factor a “strong barrier” (rated the barrier at eight or more out of 10), those who rated the issue or factor a “mild to moderate barrier” (rating the barrier at between five and seven), and those who rated each issue or factor as a “no or low barrier” (rating the barrier at less than five).

Except for the cost of making changes, Metropolis Research notes that no more than 15% of respondents rated any of the remaining nine issues or factors to be a “strong” barrier to taking climate action.

More than half of the respondents rated eight of the 10 issues or factors to be a “low barrier” to taking climate action, whilst almost half (45.4%) rated “other priorities come first” to be a low barrier, and one-quarter (23.2%) rated the cost of making changes to be a “low barrier”.

It is noted, however, that a significant proportion of respondents rated each of these 10 issues and factors to be a “mild to moderate barrier”, suggesting that these issues and factors do influence the community’s decisions about taking climate action to some extent.





The following graphs provide the results to this question for respondents to the self-selected online survey.

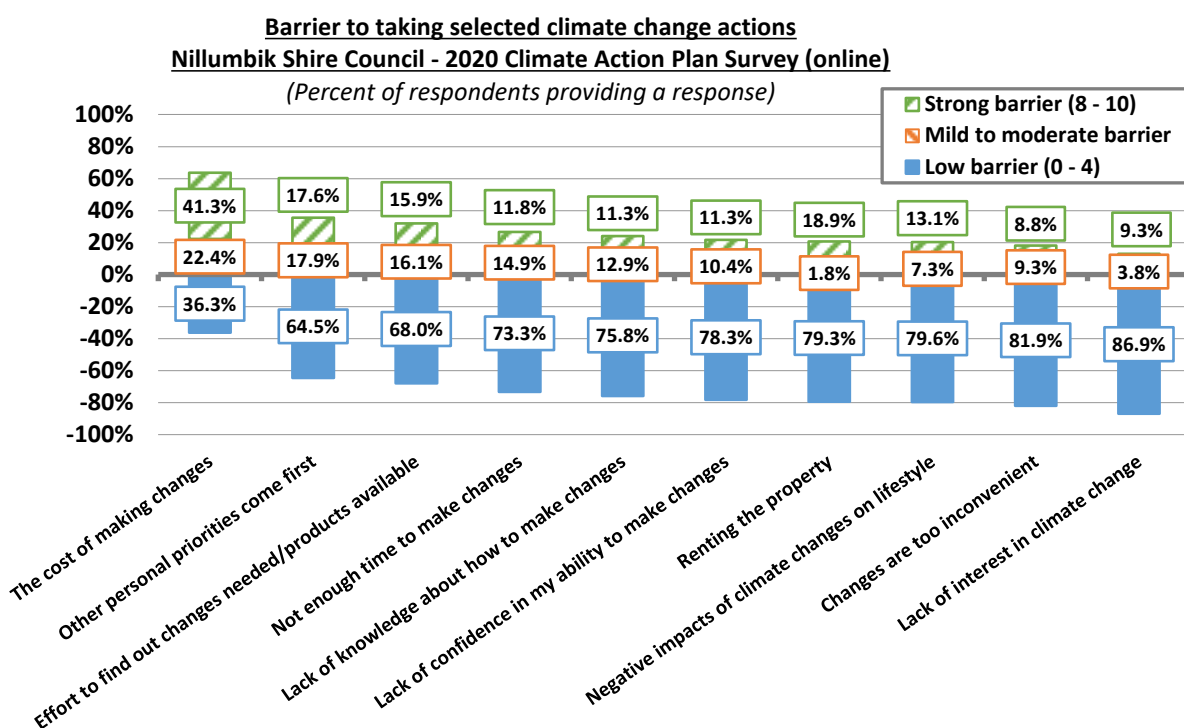
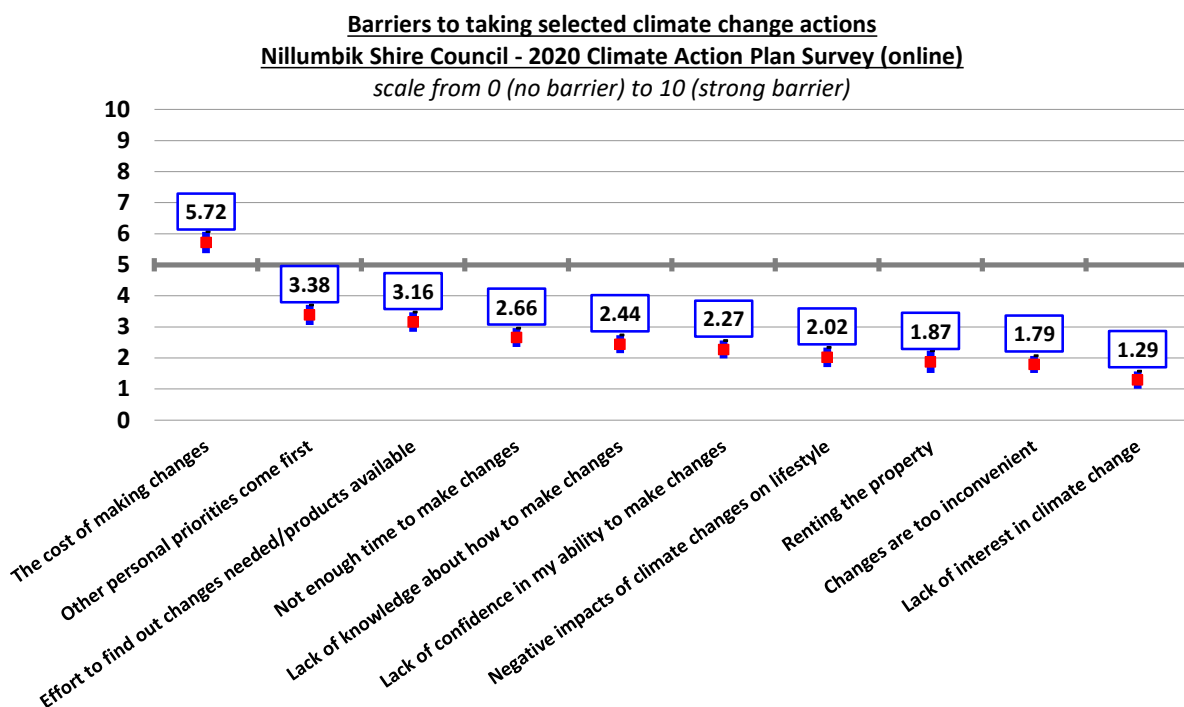
Metropolis Research notes the following variation in results between the random telephone survey and the self-selected online survey:

- **Random telephone survey respondents** – rated the cost of making changes, that other personal priorities come first, a lack of knowledge about how to make changes, a lack of confidence in respondents' ability to make changes, that changes are too inconvenient, the negative impacts of climate changes on lifestyle, and a lack of interest in climate change as measurably stronger barriers to taking climate action than the online survey respondents.
- **Online survey respondents** – rated the effort required to find out the changes needed and the products available and not enough time to make changes as measurably stronger barriers to taking climate action than the random telephone survey respondents.

The variation in these results between the two surveys is informative, as it highlights the fact that the underlying Nillumbik community is measurably more likely to see issues such as personal preference, a lack of knowledge, a lack of interest, convenience, and negative impacts on their lifestyle as factors affecting their willingness to make personal changes to mitigate climate change.

The online survey respondents, who largely reflect a sub-set of the Nillumbik community who are more engaged with the issues around climate change and who are keener to see strong action on climate change, were more focused on the effort required to find out about changes needed and a perceived lack of time to make changes, as barriers to taking climate action.





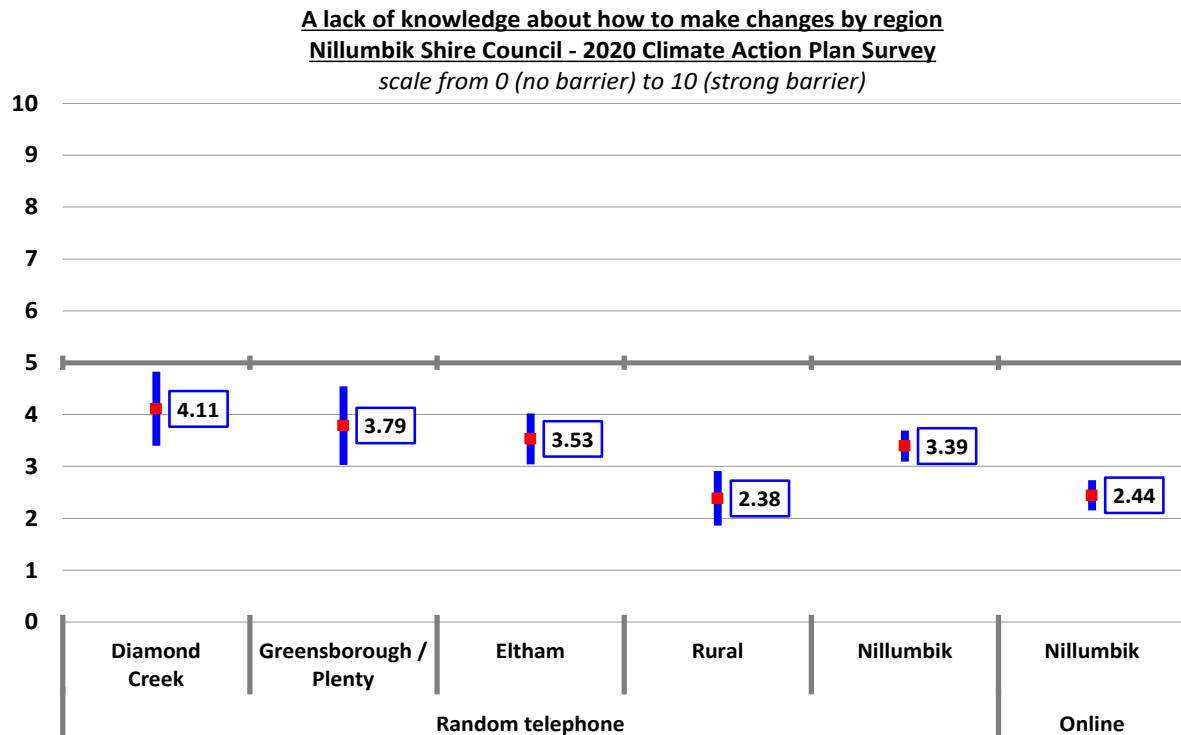
The following table provides a summary of the complete results to this question for respondents to both the random telephone and the self-selected online survey.

Barriers to taking selected climate change actions
Nillumbik Shire Council - 2020 Climate Action Plan Survey
(Number and percent of respondents providing a response)

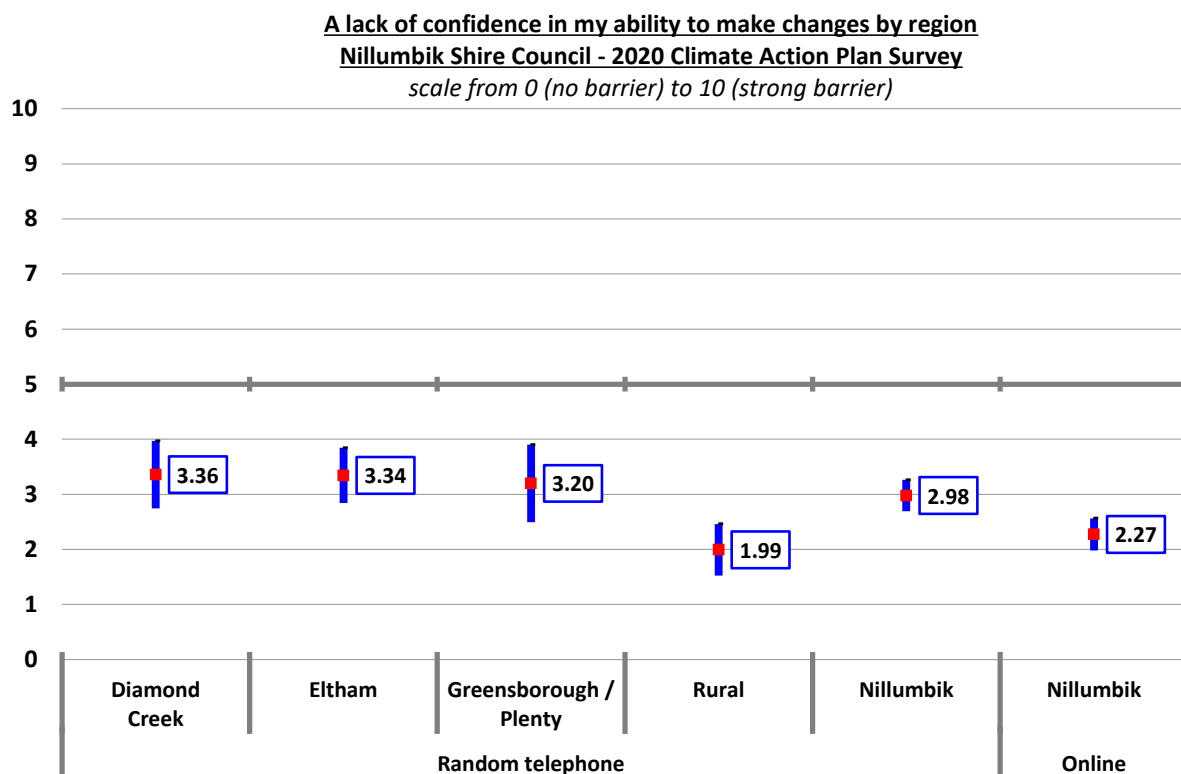
<i>Statement</i>	<i>Survey</i>	<i>Low barrier</i>	<i>Neutral to somewhat a barrier</i>	<i>Strong barrier</i>	<i>Can't say</i>	<i>Average mean</i>
The cost of making changes	Random	23.2%	31.1%	45.7%	22	6.42
	Online	36.3%	22.4%	41.3%	0	5.72
Other personal priorities come first	Random	45.4%	39.7%	14.9%	22	4.39
	Online	64.5%	17.9%	17.6%	0	3.38
The effort required to find out the changes needed and the products available	Random	57.7%	31.2%	11.1%	25	3.70
	Online	68.0%	16.1%	15.9%	0	3.16
Not enough time to make changes	Random	58.8%	27.3%	13.9%	21	3.66
	Online	73.3%	14.9%	11.8%	0	2.66
A lack of knowledge about how to make changes	Random	63.4%	25.8%	10.8%	20	3.39
	Online	75.8%	12.9%	11.3%	0	2.44
A lack of confidence in my ability to make changes	Random	69.5%	20.8%	9.7%	20	2.98
	Online	78.3%	10.4%	11.3%	0	2.27
Changes are too inconvenient	Random	73.2%	21.6%	5.2%	22	2.63
	Online	81.9%	9.3%	8.8%	0	1.79
Negative impacts of climate changes on lifestyle	Random	74.8%	16.6%	8.6%	27	2.62
	Online	79.6%	7.3%	13.1%	0	2.02
A lack of interest in climate change	Random	83.5%	10.4%	6.1%	20	1.98
	Online	86.9%	3.8%	9.3%	0	1.29
Renting the property	Random	82.1%	6.9%	11.0%	56	1.63
	Online	79.3%	1.8%	18.9%	0	1.87



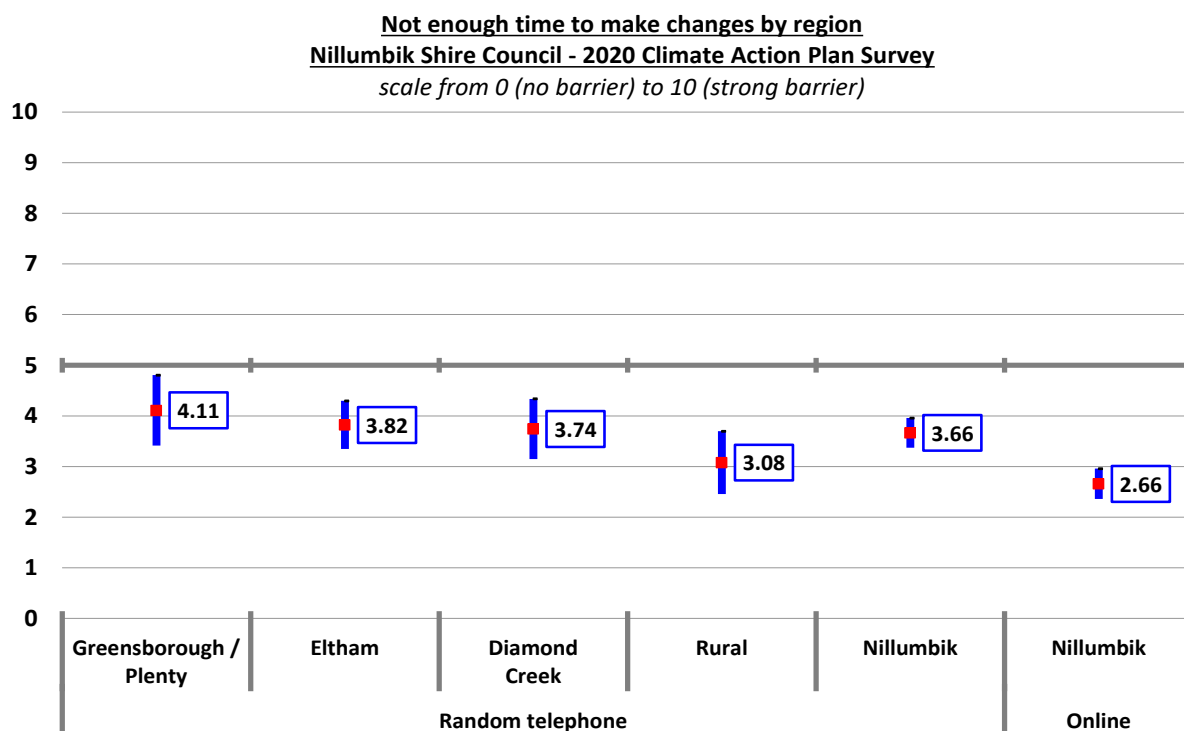
There was measurable variation in the average barrier of “a lack of knowledge about how to make changes” observed by precinct, with respondents from the Rural precinct measurably and significantly less likely to rate this a barrier to acting than the municipal average.



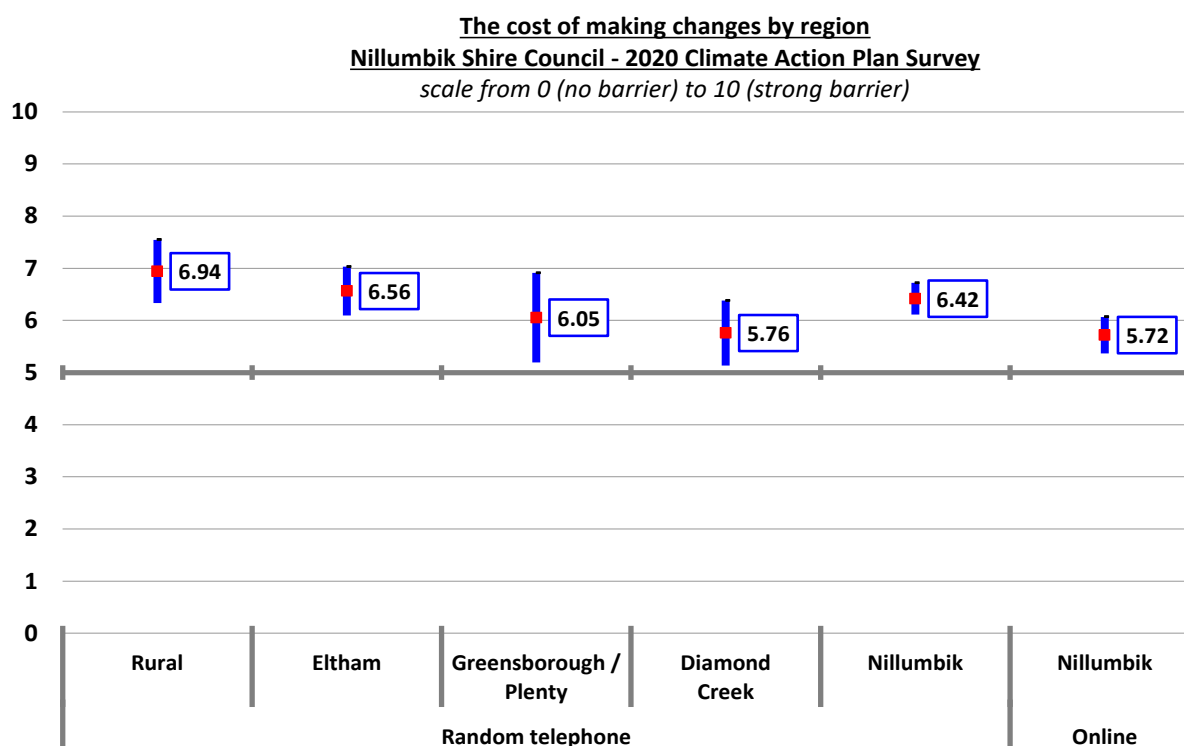
There was measurable variation in the average barrier of “a lack of confidence in respondents’ ability to make changes” observed by precinct, with respondents from the Rural precinct measurably and significantly less likely to rate this a barrier to acting than the average.



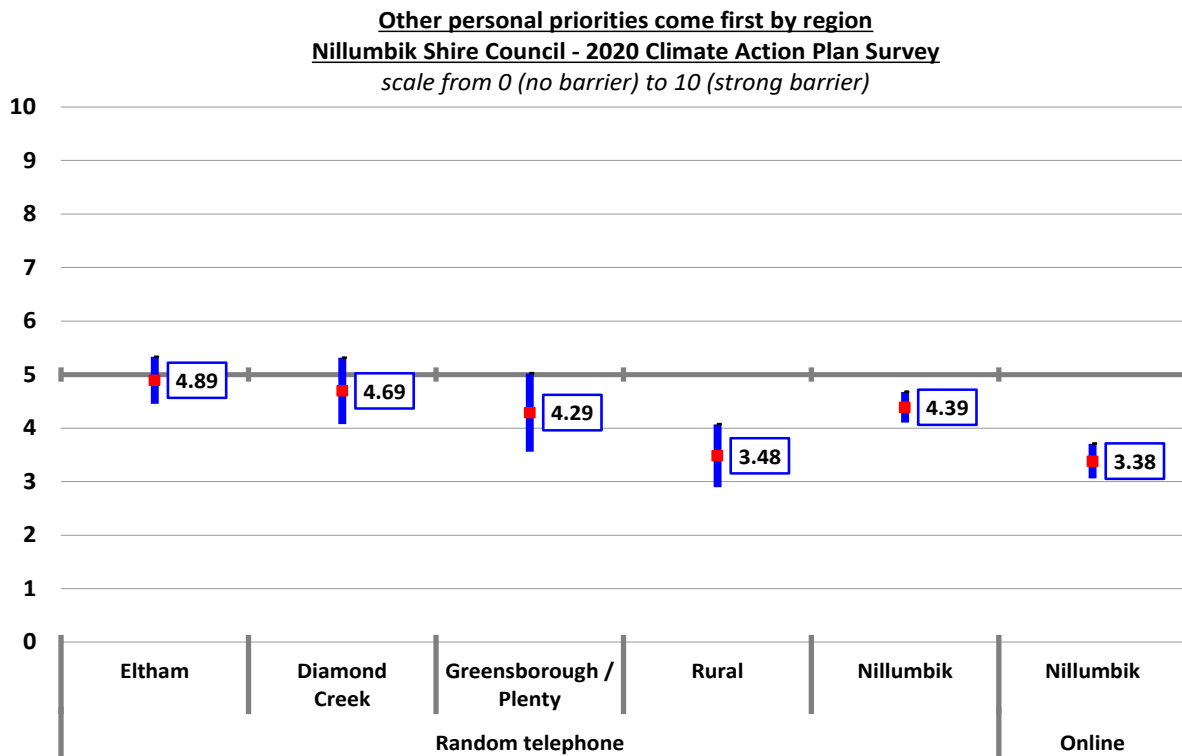
Whilst there was no measurable variation in the average barrier of “not enough time to make changes” observed by precinct, respondents from the Rural precinct were somewhat less likely to rate this a barrier to acting than the average.



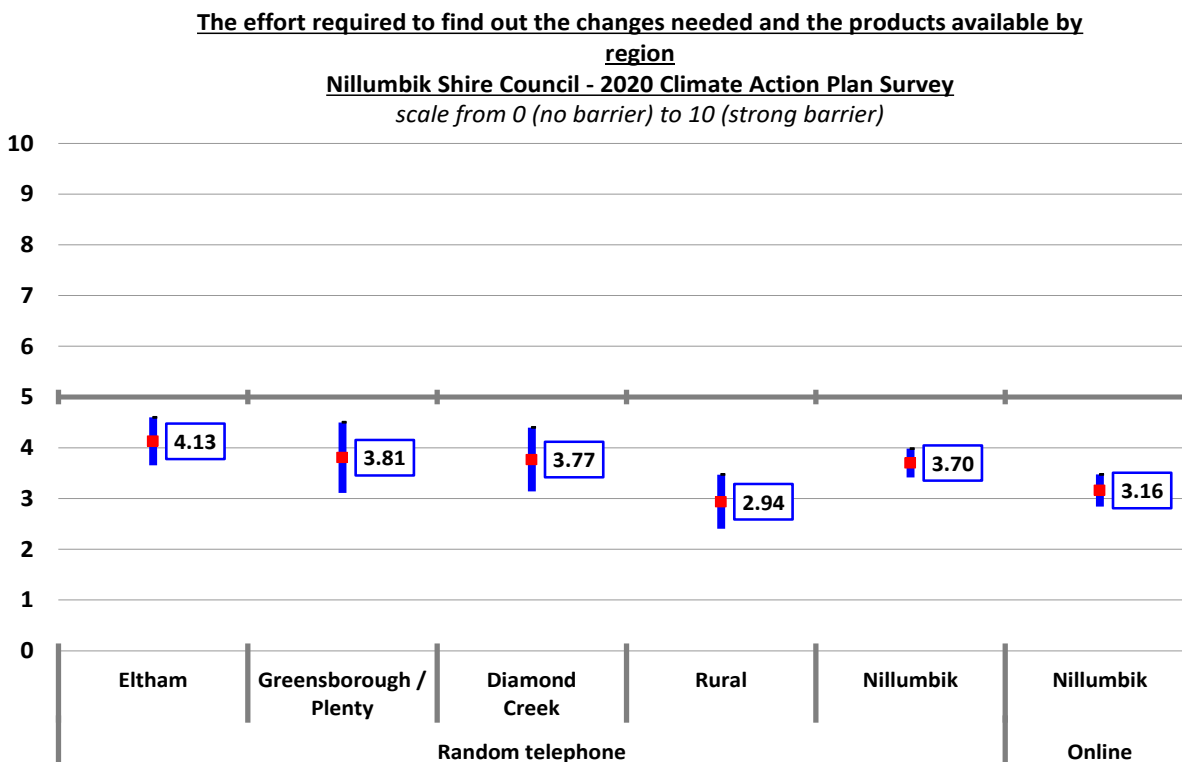
Whilst there was no statistically significant variation in the average barrier of “the cost of making changes” observed by precinct, it is noted that respondents from the Rural precinct rated this a somewhat stronger barrier to acting and respondents from Diamond Creek somewhat weaker barrier.



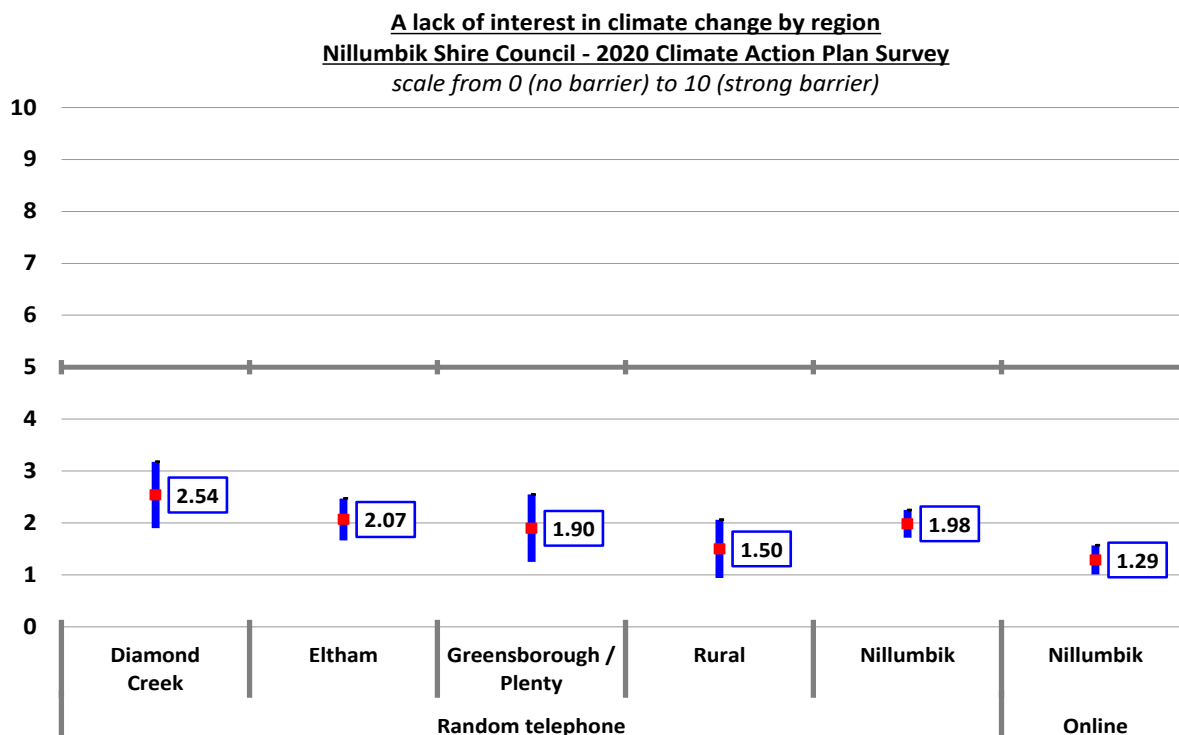
There was measurable variation in the average barrier of “other priorities come first” observed by precinct, with respondents from the Rural precinct measurably less likely to rate this a barrier to acting than the average.



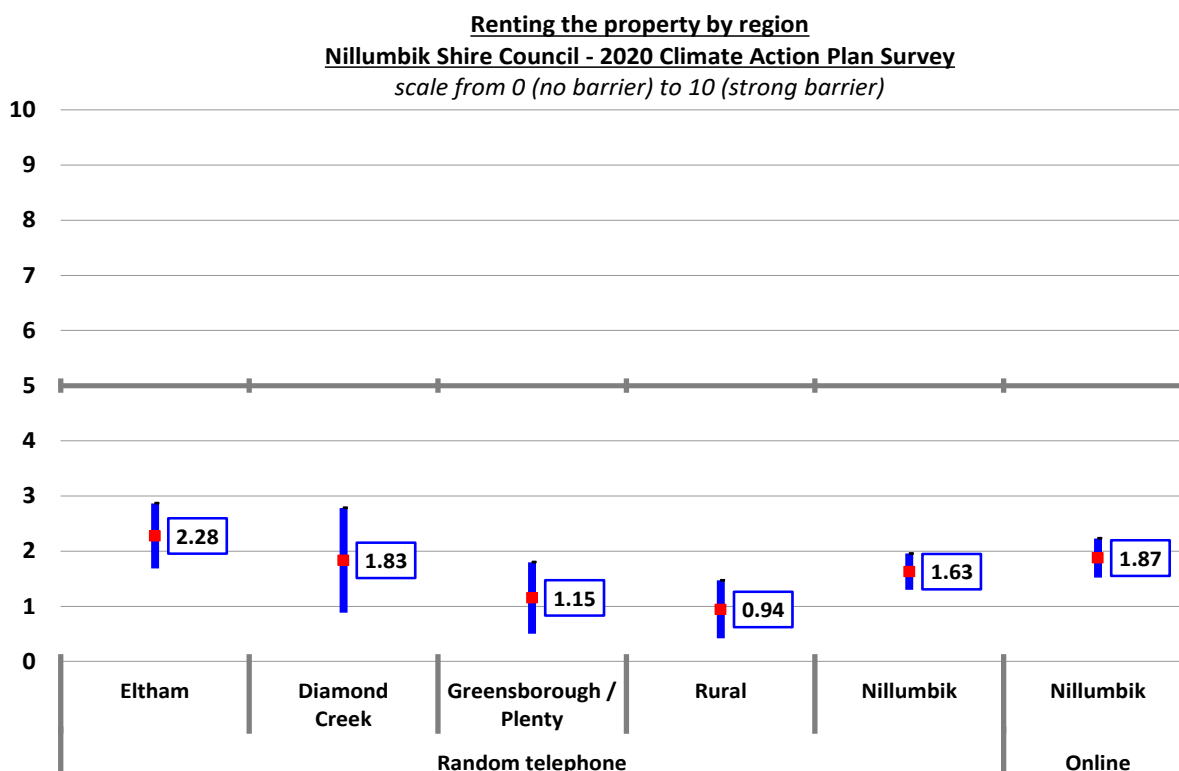
There was measurable variation in the average barrier of “the effort required to find out the changes needed and the products available” observed by precinct, with respondents from the Rural precinct measurably less likely to rate this a barrier to acting than the average.



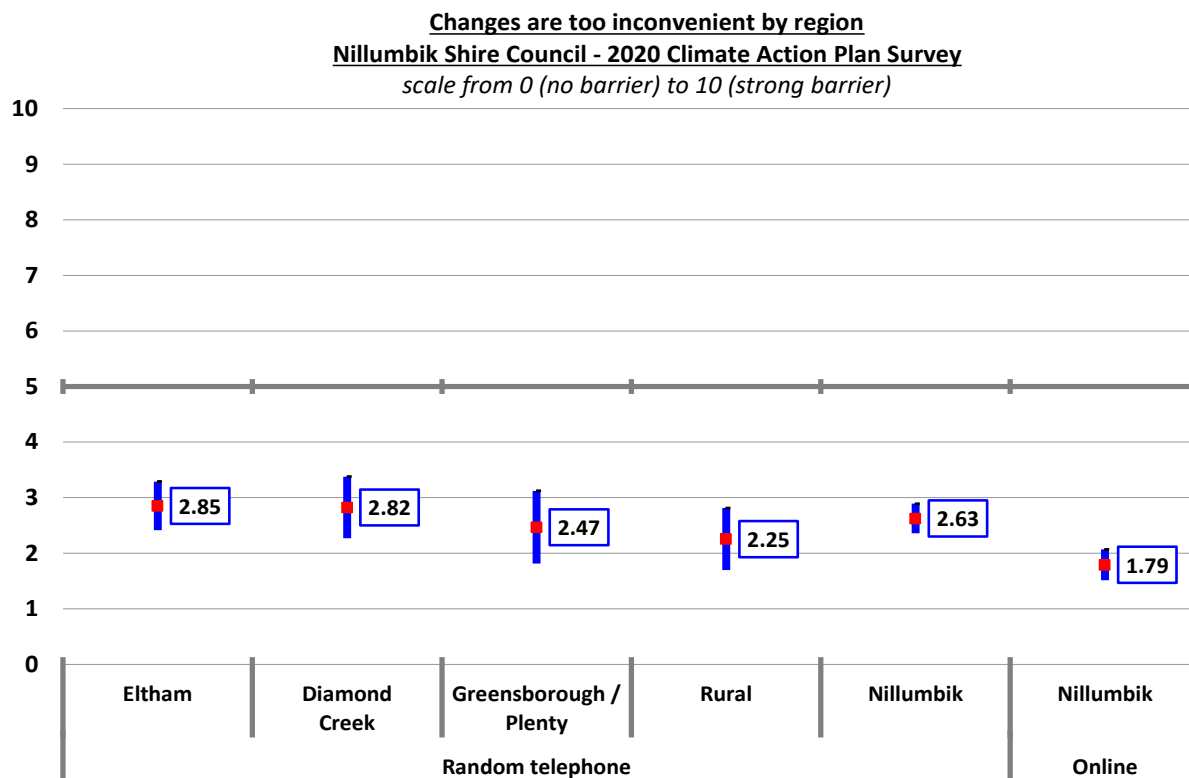
There was no statistically significant variation in the average barrier of “a lack of interest in climate action” as a barrier to acting observed across the municipality.



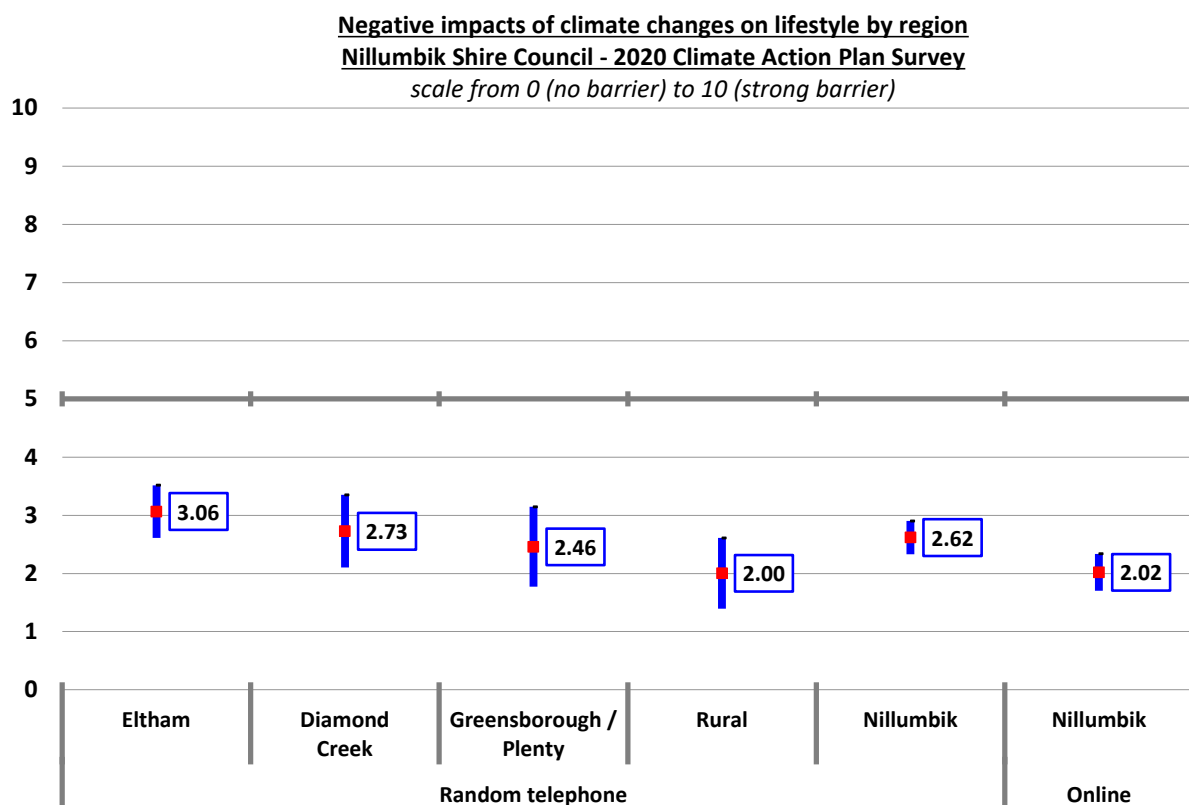
Whilst there was no statistically significant variation in the average barrier of “renting the property” observed by precinct, it is noted that respondents from Eltham precinct rated this a somewhat stronger barrier to acting and respondents from the Rural precinct a somewhat weaker barrier.



There was no statistically significant variation in the average barrier of “changes are too inconvenient” as a barrier to action observed across the municipality.



There was no statistically significant variation in the average barrier of “negative impacts of climate changes on lifestyle” as a barrier to acting observed across the municipality.



Respondent profile

The following section provides the demographic profile of the respondents surveyed for the *Nillumbik Shire Council – 2020 Climate Action Plan Survey*.

The profile of respondents to both the random telephone and online surveys is generally consistent and broadly reflective of the underlying population of the Nillumbik Shire.

Age structure

Due to the need to conduct the random survey by telephone because of COVID-19 restrictions, the sample under-represented younger adults (aged 18 to 34 years). Consequently, the sample from the random telephone survey was weighted by age and gender to reflect the underlying Nillumbik community as recorded in the *2016 Census*.

This helps ensure that the random telephone survey is the more reliable reflection of the views of the underlying population.

Age structure
Nillumbik Shire Council - 2020 Climate Action Plan Survey
(Number and percent of respondents providing a response)

Age group	Random telephone (unweighted)		Random telephone (weighted)	Online (unweighted)	
	Number	Percent	Percent	Number	Percent
18 - 24 years	11	2.8%	12.4%	13	3.4%
25 - 34 years	30	7.5%	12.1%	38	9.8%
35 - 44 years	61	15.3%	17.3%	66	17.0%
45 - 54 years	86	21.5%	21.7%	88	22.7%
55 - 74 years	186	46.5%	30.8%	150	38.7%
75 years and over	26	6.5%	5.7%	33	8.5%
Prefer not to say	0		0	9	
Total	400	100%	400	397	100%



Gender

Gender

Nillumbik Shire Council - 2020 Climate Action Plan Survey

(Number and percent of respondents providing a response)

Gender	Random telephone		Online	
	Number	Percent	Number	Percent
Male	196	49.0%	143	38.4%
Female	204	51.0%	227	61.0%
Other (e.g transgender, intersex)	0	0.0%	2	0.5%
Prefer not to say	0		25	
Total	400	100%	397	100%

Disability

Household members having a disability

Nillumbik Shire Council - 2020 Climate Action Plan Survey

(Number and percent of respondents providing a response)

Situation	Random telephone		Online	
	Number	Percent	Number	Percent
Yes	22	5.7%	26	7.0%
No	362	94.3%	345	93.0%
Prefer not to say	16		26	
Total	400	100%	397	100%

Indigenous or Torres Strait Islander

Identify as Indigenous or Torres Strait Islander

Nillumbik Shire Council - 2020 Climate Action Plan Survey

(Number and percent of respondents providing a response)

Situation	Random telephone		Online	
	Number	Percent	Number	Percent
Yes	2	0.5%	1	0.3%
No	388	99.5%	372	99.7%
Prefer not to say	10		24	
Total	400	100%	397	100%

Language spoken at home

Language spoken at home
Nillumbik Shire Council - 2020 Climate Action Plan Survey
 (Number and percent of respondents providing a response)

Language	Random telephone		Online	
	Number	Percent	Number	Percent
English	341	87.0%	353	90.7%
Italian	7	1.8%	4	1.0%
Greek	4	1.0%	3	0.8%
Spanish	4	1.0%	2	0.5%
French	3	0.8%	5	1.3%
German	3	0.8%	3	0.8%
Indonesian	3	0.8%	0	0.0%
Macedonian	3	0.8%	1	0.3%
Mandarin	3	0.8%	0	0.0%
Arabic	2	0.5%	0	0.0%
Dutch	2	0.5%	2	0.5%
Hakka	2	0.5%	0	0.0%
Hindi	2	0.5%	3	0.8%
Sinhalese	2	0.5%	0	0.0%
African Languages (excluding North Africa)	1	0.3%	0	0.0%
Afrikaans	1	0.3%	2	0.5%
Cantonese	1	0.3%	1	0.3%
Chinese, n.f.d	1	0.3%	0	0.0%
Danish	1	0.3%	0	0.0%
Norwegian	1	0.3%	0	0.0%
Portuguese	1	0.3%	0	0.0%
Tagalog (Filipino)	1	0.3%	0	0.0%
Urdu	1	0.3%	0	0.0%
Vietnamese	1	0.3%	0	0.0%
Finnish	0	0.0%	3	0.8%
Hebrew	0	0.0%	1	0.3%
Japanese	0	0.0%	1	0.3%
Mauritian	0	0.0%	1	0.3%
Polish	0	0.0%	1	0.3%
All other languages	0	0.0%	2	0.5%
Multiple	1	0.3%	1	0.3%
Not stated	8		8	
Total	400	100%	397	100%



Household structure

Household structure

Nillumbik Shire Council - 2020 Climate Action Plan Survey

(Number and percent of respondents providing a response)

Structure	Random telephone		Online	
	Number	Percent	Number	Percent
Two parent family total	198	51.4%	200	52.1%
youngest child 0 - 4 yrs	35	9.1%	33	8.6%
youngest child 5 - 12 yrs	56	14.5%	62	16.1%
youngest child 13 - 18 yrs	39	10.1%	35	9.1%
adult children only	68	17.7%	70	18.2%
One parent family total	23	6.0%	25	6.5%
youngest child 0 - 4 yrs	3	0.8%	1	0.3%
youngest child 5 - 12 yrs	1	0.3%	8	2.1%
youngest child 13 - 18 yrs	2	0.5%	7	1.8%
adult children only	17	4.4%	9	2.3%
Couple only household	96	24.9%	101	26.3%
Group household	36	9.4%	11	2.9%
Sole person household	28	7.3%	36	9.4%
Other families	4	1.0%	11	2.9%
Not stated	15		13	
Total	400	100%	397	100%

Housing situation

Housing situation

Nillumbik Shire Council - 2020 Climate Action Plan Survey

(Number and percent of respondents providing a response)

Situation	Random telephone		Online	
	Number	Percent	Number	Percent
Own this home	224	61.5%	227	59.7%
Mortgage (paying off this home)	95	26.1%	127	33.4%
Renting (privately)	39	10.7%	23	6.1%
Renting (public)	5	1.4%	3	0.8%
Long-term lease (e.g. retirement Village)	1	0.3%	0	0.0%
Can't say / prefer not to say	36		17	
Total	400	100%	397	100%

Suburb of residence

Suburb of residence
Nillumbik Shire Council - 2020 Climate Action Plan Survey
 (Number and percent of respondents providing a response)

Suburb	Online		Online	
	Number	Percent	Number	Percent
Eltham	157	39.3%	152	38.8%
Diamond Creek	76	19.0%	35	8.9%
Greensborough	36	9.0%	18	4.6%
Plenty / Yarrambat	31	7.8%	10	2.6%
Hurstbridge	20	5.0%	32	8.2%
Research	20	5.0%	10	2.6%
North Warrandyte	16	4.0%	22	5.6%
Wattle Glen	12	3.0%	19	4.8%
Kangaroo Ground	9	2.3%	12	3.1%
Panton Hill	4	1.0%	16	4.1%
Bend of Island	4	1.0%	5	1.3%
Cottles Bridge	3	0.8%	12	3.1%
Arthurs Creek	3	0.8%	4	1.0%
St Andrews	2	0.5%	15	3.8%
Smiths Gully	2	0.5%	11	2.8%
Christmas Hills	2	0.5%	6	1.5%
Strathewen	1	0.3%	4	1.0%
Nutfield	1	0.3%	1	0.3%
Other	1	0.3%	8	2.0%
Not stated	0		5	
Total	400	100%	397	100%

General comments

Respondents were asked:

“Do you have any further comments you would like to make?”

The following open-ended comments were received from respondents to both the random telephone and self-selected online survey.



General comments

Nillumbik Shire Council - 2020 Climate Action Plan Survey (random telephone)

(Number of responses)

<i>Response</i>	<i>Number</i>
<i>Forest and open spaces management</i>	
Concentrate on forest management	1
Council needs to do more in clearing dead trees and branches along the river	1
Cut the grass so that we can see when the kangaroos come and go	1
Total	3
<i>Waste management</i>	
Green waste bin is too small, only 240L, I have already had recycling bins and I can't afford to have more	1
More compliance and rational is needed for burning the rubbish	1
Please specify how recycling is going on	1
There was no green waste during COVID. They should have made some other arrangements with other Councils	1
Total	4
<i>Governance and decision-making</i>	
Council should be concentrating on what the rate payers wants and not political issues	1
The Council actions are more political rather than for the community	1
The Council could have better decision making and transparency is required	1
The State Government should support the Councils and provide funding to take climate actions	1
Total	4
<i>Carbon neutral target</i>	
More realistic measures should be applied	1
The carbon neutral target should be achieved early in comparison to State Government target	1
Total	2
<i>Climate change actions to be taken</i>	
Add more emphasis on the impact of food system on the climate change and agriculture	1
I would appreciate some help with the information on energy efficient appliances and alternative options for solar to be on the roof as in my case the trees block the sun light from falling on the panel	1
Replace recycling with renewable energy sources	1
Total	3
<i>Council responsibility</i>	



All the Councils should collectively focus and solve the problem of climate change	1
Council should do something	1
I think it's part of what Council should do. The need to invest in this for the future generations	1
Nillumbik Council should drive for clean air, reducing smoke pollution and reduce chemical use and protected the green wedge and retain green space and listen to residents and not businesses	1
The local Council should enforce policies to achieve climate action	1
The other Councils should join together to fight against climate change	1
Total	6

Importance of climate change

Climate change is the biggest threat to mankind	1
There is nothing that matters more than climate change. We have the information to make real changes	1
Total	2

Rates

A carbon tax would be good	1
The Council needs to be aware of how its spending its money	1
The local Council is too expensive	1
We pay a lot of money as rates and we are not getting the worth. Council is biased to suburbs such as Eltham	1
Would like to pay a little bit more rates to enjoy the lifestyle in Nillumbik	1
Total	5

Bushfire mitigation

Encouragement for putting effort in case of bushfire	1
Fire prone areas without any upgrade in infrastructure is an issue	1
Give homeowner license to make their own home safe: clear space around their homes (making double or triple)	1
More fire mitigation required	1
Seriously concerned that bushfire has not followed the bushfire commission's guidelines	1
The Council isn't doing what it's supposed to do to combat fire seasons	1
Want the Council to do more in terms of fire emergency action and escape facilities for the residents in the event of bushfires	1
Total	7

Climate change is a natural process

Waste of time as CO2 has no impact on the earth's temperature	1
Climate change is very slow process, please don't go overboard	1
Can't control the weather	1
Total	3

Survey questions and methodology



Email survey would be better since it could be done at our convenient time	1
Future surveys include climate change and stop eating meat	1
Need to reduce the size of the survey and needs to be more concise, stop asking the same question in different ways	1
Survey should be structured better	1
The questions are really stupid	1
The survey is such a generic question and not specific	1
This survey has given me an opportunity think about many things which I did not consider before	1

Total **7**

General positive

Its great that Council is taking interest in climate change	3
All good	2
I believe that Council is doing good	2
Glad to have done this	1
I think people should do survey more and it's very good. Thank you for providing this opportunity and thank you for the effort	1

Total **9**

Other

Climate change should be done by highly populated countries like China, India, and US	1
It's very expensive or else I would love to do all the things you mentioned	1
Reduce domestic violence	1
The housing development building in wildlife territory	1

Total **4**

Total **59**



Appendix One – verbatim reasons why climate change is important / unimportant

The following tables outline the verbatim responses received from respondents to both the random telephone and self-selected online survey respondents to question three of the survey.

This question asks the reasons why respondents rated the issue of climate change as important or unimportant.

Comments regarding importance of the issue of climate change
Nillumbik Shire Council - 2020 Climate Change Action Plan Survey (random telephone)
(Number of responses)

<i>Response</i>	<i>Number</i>
<i>Unimportant of climate change (rating importance less than 5)</i>	
Because you can do nothing / can't control	2
Do not believe in climate change, other areas will be impacted due to the changes that climate action required	1
Don't use anything	1
Have not been impacted personally or directly	1
I don't believe in climate change, it's natural	1
Natural phenomena that changes all the time	1
Never heard of any proposal that would change the climate completely	1
No influence on climate change	1
Nothing important	1
There are more important issues	1
Total responses for importance less than 5	11
<i>Comments from respondents rating importance 5 (neutral)</i>	
A lot of hype about it	1
Because I can't feel the change due to climate change	1
It's important	1
Its important because it impacts me financially	1
Not directly affected so not much	1
Nothing has changed	1
Personally not proactive	1
Save the environment	1
There are bigger issues such as employment and transport	1
Total responses for importance at 5	9



The reasons why climate change is important / unimportant
Nillumbik Shire Council - 2020 Climate Action Plan Survey (random telephone)
(Number of responses)

<i>Response</i>	<i>Number</i>
<i>Importance of climate change (rating importance 6 or more)</i>	
<i>Impact on earth / planet</i>	
Caring for the earth and its future	2
Future of planet	2
Save our planet, very important	2
We all are living in one planet and we need to preserve it	2
Because its affects the future of the planet. And its quite evident from recent bushfires	1
Don't want to see the planet destroyed	1
Earth is degrading	1
If we blow up our planet it will affect us	1
If we don't care about the planet we can't live for longer	1
Its damaging the planet	1
Need to fix the planet. We are aware of that	1
We are concerned about how climate change is effecting the earth and sustainability of life	1
We have exploited earth way too much	1
Without averting climate disaster we would extinct the planet	1
<i>Hot / extreme weather</i>	
Hot weather	4
extreme temperatures	3
Harsh weather conditions	2
Climate is aggressive	1
Global warming , believe science	1
Have been personally impacted by the extreme weather conditions	1
It's extremely hot in house and use a lot of water	1
The whole planet is going hotter and hotter	1
<i>Bushfire</i>	
Bushfires	16
Bushfire prone area	2
Because we live near bush area and get fire every time	1
Bushfire area; need to be informed	1
Holiday house in bushfire region	1
Seeing increase in bushfire activity	1
Work for organisations that are involved in climate change actions	1
<i>Impact on energy supply / usage</i>	
Electricity issues	1
Energy consumption	1



The reasons why climate change is important / unimportant
Nillumbik Shire Council - 2020 Climate Action Plan Survey (random telephone)
(Number of responses)

<i>Response</i>	<i>Number</i>
<i>Importance of climate change (rating importance 6 or more)</i>	
<i>Impact on environment</i>	
Pollution	3
Because the environment we live in is a risk environment	1
Care for environment	1
Changes affect environment	1
Current environment	1
Deterioration of forests	1
Environment destruction	1
Have seen the impacts on the Barrier Reef	1
I work in the mining sector and I know how dangerous the activities we are doing are to the environment	1
It's for the betterment of the environment	1
The damage of climate change to environment	1
The effects of climate change are evident on the environment and needs action	1
There is always more we can do with the environment	1
<i>Impact on future / future generations</i>	
Because it affects future of children / grandchildren	34
Affects the future greatly	6
For future generation, for them to have better living and healthy environment	4
Catastrophic impact in future	1
Extremely important to manage or there's no future	1
It is going to affect us in the long run in many ways	1
It is not deniable and will have a effect on our future generations	1
its going to effect us more and more unless we do something about it	1
long term future is in danger	1
Need to think of the future	1
Poor future ahead with current conditions	1
The damage of climate change to future of children	1
The generation yet to come have to pay the price for it	1
<i>Weather / climate changes</i>	
Weather changes	2
Effect of climate change	1
Massive changes in weather especially the fires	1
Weather conditions	1
Weather patterns are very extreme	1



The reasons why climate change is important / unimportant
Nillumbik Shire Council - 2020 Climate Action Plan Survey (random telephone)
(Number of responses)

<i>Response</i>	<i>Number</i>
<i>Importance of climate change (rating importance 6 or more)</i>	
<i>General impact</i>	
Major / important issue	9
Effects everything	3
Issues need to be address	3
We have to do something or we will be in great trouble	3
Because of the impact / changes	2
General feeling	2
Trending	2
Heat affects disabled husband	1
Important but not too much	1
Its becoming uncomfortable	1
It's very new and crucial	1
There are very concerning things	1
<i>Impact on the world / community</i>	
Has affected	2
Because there is need to act quickly	1
Can see what's happening in the world and effect on future	1
Concerned	1
Concerned the state of health of the world	1
Condition is horrible for everybody	1
Directly important for community	1
If we don't do something its going to get worse	1
It's important to the whole world, affect everything nature works, things disappear	1
The damage of climate change to the household	1
The end of world situation	1
The world is falling down	1
The world is going to be destroyed if nothing is done about it	1
We are going to die if we don't look after it	1
Will kill us one day	1
<i>Impact by humans</i>	
Everything is spoiled because of us	1
Humans screwed up	1
I believe that humans supported by capitalism has destroyed the planet	1
<i>Reduced rainfall / drought</i>	
Rainfall is hugely reducing	3
Droughts	1
Seen impact of drought on families	1



The reasons why climate change is important / unimportant
Nillumbik Shire Council - 2020 Climate Action Plan Survey (random telephone)
(Number of responses)

<i>Response</i>	<i>Number</i>
<i>Importance of climate change (rating importance 6 or more)</i>	
<i>Economic impact</i>	
Affecting bills	1
Impacts us financially and have kids	1
It affects food production, livelihood	1
Its going to impact on every area of life like food and human life	1
<i>Impact on water supply / usage</i>	
Try to do everything to reduce water usage	1
<i>Other</i>	
Because can't modify some changes	1
Because the green house, future education	1
Can't sacrifice, gradual. Need government support	1
Change occurring	1
Don't know a lot about it	1
Evidence that it effects	1
Extreme changes can't be handled	1
Have 14 year old and wife is quite into it	1
How its affecting normal people	1
I live in bushland area. See the changes	1
Impacts the daily living	1
Its been overblown	1
It's been there for years	1
It's pretty cool that Council has 10 to make it difference	1
Make things better	1
Media coverage, trending	1
Not very rapidly effecting us	1
Sad what's happening	1
Sustainability is something we talk a lot and read about and need to do something about it	1
There are other important issues	1
Things are changing, I am 83, when I was kids the environment was better, the cleanliness on the street etc. it is very different now. At the moment, we are very conscious	1
Things need to be fixed	1
Trending, adverse affects	1
Try to minimise the impacts and do our part	1
Very much about way of living	1
We do our best to the climate	1
We have this issue for 20 years	1

Total responses for importance 6 or more

217



Comments regarding importance of the issue of climate change
Nillumbik Shire Council - 2020 Climate Action Plan Survey (online)
(Number of responses)

<i>Response</i>	<i>Number</i>
<i>Unimportant of climate change (rating importance less than 5)</i>	
Climate change has been with us from the start of the world	2
It's a hoax	2
Because as a rural resident, we are doing everything possible	1
Because I am on a low income and cannot afford for Council or government to make living any more costly	1
Because I hate wasting money on things that cannot be changed unless China and India get on board. Australia is already doing a lot. Don't waste our money	1
Because I have seen climate change over my lifetime from one extreme to the other. If you look at history and ecology diggings for history, our world has always had changes. Both severe and moderate	1
Because there is nothing, we can do to stop it	1
Because until China starts acting what we do is irrelevant	1
China and India need to get on board first	1
Climate change is a natural process and humans contribute very little	1
Don't need to go overboard and change my land type from grazing to bush as part of offset program. I need to be able to clean up for bush fire preparation. Bush for is a way of life so we need to be prepared properly! I want to graze horses and use the land as I see fit.	1
From my time on earth, high school we were told we are coming out of an Ice Age, I have observed 10 to 15 year cycles. Some very hot consecutive years, after bush fires a run of wet years. Natural patterns recycling	1
I believe there is far too much fear mongering surrounding the issue	1
I get annoyed with the use of Climate Change as an interchangeable phrase to justify an agenda. Much like the word Biodiversity. You can't fix it by taxing people. The Council should make it free for all residents to dispose of green waste to reduce them burning it off.	1
It doesn't have a pressing or immediate impact on my life. It is of some minimal concern in the abstract, but the key concerns of mine are ones which have a practical impact on my life. For example, maintaining gainful employment and establishing myself financially.	1
It is hard to be interested when every local environment group slander those who do not believe their ideology. Why listen to apartment dwelling extremists who want to dictate what land owners can do without putting their money up and buying the land the so desperately want to protect	1
It is mostly due to natural processes. There are much more serious issues of pollution to be considered	1



It would take far too long to list all the REAL-WORLD evidence that does not support the theory of dangerous climate change. I also find it frustrating that the argument has shifted from calling it global warming which remains the basis that underpins the 'dangerous' climate change theory. Given the globe has warmed to what amounts to be a rounding error (over the last 20 years) despite ever increasing carbon dioxide levels straight away suggests the link to carbon emissions and dangerous climate change is debunked. At the very least this would seriously cause concern as to the validity of the theory. I found it amazing how incurious so many so-called scientists are to this. So now we call it climate change because that sounds a lot easier to defend when you are a zealot to the religion. I mean who would not say they want a 'stable' climate. Those who say climate change does not exist are really referring to the theory of runaway man-made dangerous climate change - they are not referring to the everyday and decadal natural phenomenon of the climate changing. However, the zealots want to use that and call them deniers. The real science does not support any theory of dangerous climate change. Let's go back to calling it global warming and then that will expose the complete lie to the argument	1
It's almost entirely due to natural cycles so nothing we do will have a significant influence	1
I've studied Environmental Philosophy (received the highest mark at Uni) and Environmental Education at a post-graduate level. I've read State of the World reports, and graphs, I understand the carbon cycle and the issues. I also have seen science showing relative stability. There are reputable scientists concerned about the climate narrative being inaccurately described and misused to invoke panic. I have no doubt the climate change narrative will be used to usher in economic and globalised changes planned by the World Economic Forum. Climate disaster will be used to justify further lockdowns, and the transfer of wealth and property from the middle class to dishonest organisations. I anticipate there will indeed be natural disasters. How much of these are driven by geoengineering, I can only guess. It is in public records that our government is using geoengineering and has done for decades	1
Many of the statistics and predictions seem to be manipulated or don't occur. Earth has had climate variations all through history	1
Natural process that has been beaten up for political gain. Studied rain records of local land holders and seen the patterns that emerge over 150 yrs. Not a Council issue	1
Nature can't be stopped. We just have to adapt to whatever it throws at us	1
One councils' actions on Nillumbik climate change will not have any impact	1
Rising temperatures create more instances of drought, fire risk and weather pattern changes. We live in a fire risk area	1
That's how I feel	1
The adverse effects of the climate changing will be minor, even in the long term	1
The climate is always changing. It is overrated by governments and departments, mainly to make money. Australian has a very small percentage of global emissions. We should be focusing on rebuilding our economy and providing for oncoming generations financial security - not focusing on a very small problem such as 'global warming'	1
The climate is continually changing, and it is beyond the control of human intervention. One single sunspot can change the climate of the entire earth more than 200 hundred years of human activity	1
The response to climate change has been exasperated by: (1) fighting against nuclear energy as a transitional source of energy; (2) Councils wasting MY rates on issues not relevant to them; (3) the socialist left believing they are assisting in the conversation but providing NO practical solutions	1
There are far bigger polluters like old cars being used which should be banned to start with before addressing other issues being discussed	1
There are other important issues that take priority	1



There are plenty of more important things for my household. Climate change is a matter for the federal government, not my household, or Council	1
We have always had drought, bushfire, and flooding. Its natural and not human made	1
We live very sustainably including the management of our land. Australia's contribution to climate change is negligible. The only concern is misdirected efforts to domestic issues when China, US, EU, India, Russia, Japan, Brazil, and Indonesia are the perpetrators. Stop interfering with our lives. Previous Council was doing more than enough specifically the Solar Projects which this Council seems to be usurping as their initiatives pg. 7 of Nillumbik News	1
Where we live and how we live has no impact on climate change whatsoever	1

Total responses for importance less than 5**38***Comments from respondents rating importance 5 (neutral)*

Climate has always changed. We have a responsibility to minimise our impact and live sustainably	1
Complex issue especially now with many unemployed in Victoria due to COVID	1
Don't understand question	1
I believe there are more important issues ,such as the economy, unemployment, trade, and exports (especially finding more markets instead of relying on one main one like China),population numbers, social security, among others. That's not to say that climate is unimportant, but it is nowhere near the top of the list like the scaremongers would have us believe. We are making progress ,but not as fast as some would like, but we can't destroy everything else by doing the things others would have us do. I also firmly believe that several the so-called indicators of climate change are cyclical and regular occurring, e.g., the earth has been through a number of periods of warming and cooling over many thousands of years and will continue to do so in thousands of years to come. Just one case of that is the Yosemite Valley in California. That valley was carved out by a glacier some 50,000 years or more ago, but that glacier has retreated through warming and is now a few thousand years ago and isn't even in America any more.	1
I query how affective a council Climate Action Plan would realistically be in having a meaningful impact. Is it more a feelgood exercise?	1
I think the focus should NOT be on climate cha	1
If I am restricted in protecting my house from bushfire it affects me. If someone who has no understanding of living on large properties with no services apart from electricity tell me I must abandon my property because he does not want me living in the green wedge it affects me.	1
It affects us all, but while this household has solar power, a low-energy design, no humans who eat meat, etc, the whole world, including the big emitters such as China, must act not just talk, and we can adjust to bad effects as have done throughout history	1
My partner is less concerned	1
Need to make some changes but not recklessly and at massive cost	1
The expectation of households and local councils to fix this is unrealistic when big business and packaging need changing. It's taking the piss to have TVs in servo pumps and lights on everywhere, if business isn't serious, we're stuffed	1
While agreeing this an important issue I believe there are more immediate response to mental health and society issues post the COVID lockdown that take immediate priority	1
Why are Councils wasting their rate payer's money on ridiculous surveys that have no bearing on what you do for us people that pay your rates	1

Total responses for importance at 5**13**

Comments regarding importance of the issue of climate change
Nillumbik Shire Council - 2020 Climate Action Plan Survey (online)
 (Number of responses)

Response	Number
<i>Importance of climate change (rating importance 6 or more)</i>	
<i>Bushfire</i>	
Because as a young person if we don't do something about climate change literally right now then by the time, I'm 30 and able to be in positions of power, according to current scientific data, it will be too late to start acting on climate change as we will have surpassed multiple tipping points and lose control over the climate as warming becomes out of our hands and weather patterns become more and more extreme. Already, the fact that each year is a new record-breaking year for heat, is causing me significant issues due to my disability that gets worse in the heat. The worsening bushfires and storms are also extremely dangerous for my asthma as I spent last summer coughing up blood my attacks got so bad. We were also terrified when during the Greensborough fires I had been left alone unable to drive with my 9 year old sister by coincidence and was having to prepare to potentially evacuate for the first time in my living memory	1
Because I live in the most bushfire prone place in the world and current policy focuses on reducing emissions (I am a net contributor to reducing emissions by a long way) not safetyif	1
Bushfires filling our cities with smoke, climate refugees increasing wild storms and floods. This is beginning to become the norm, and this not only seriously impacts our quality of life but the poor animals who had no role in this are now so affected. I think COVID has shown how the economy is not the most important thing. And I hope people will start voting with more sense because you cannot have an economy without stability. So, tackling climate change must be our number one priority being able to have an economy is just a luxury after that	1
Climate change is leading to hotter, more dangerous summers (bushfires), and has the potential to cause serious food stability problems	1
Climate change poses an existential threat to human life on earth. From a personal perspective we keep animals which are at severe risk during heatwave events. Bushfires and severe weather events pose a safety risk to our household	1
I have children. Why would I want them to grow up in a world where they are flooded by melting icecaps and have to fear devastating bushfires every year. Why would anybody want that?	1
I have grandchildren and I want them to have a stable healthy world to live in. I worry for island populations. I have seen the change in weather, heat, bushfires, and my garden here in Nillumbik over 35 years living here	1
Increased risk of bushfire	1
It effects every aspect of life, from rainwater, food availability, bushfires, and liveability factors	1
It is increasingly impacting on the severity of bushfires and droughts, water supply & therefore cost of food production, growing your own food and gardening. Also, the cost of bushfires and drought are carried by the public through higher insurance and government assistance to affected members of the public, meaning there is less public money for other services. Also, just look at the impact of last summer's fires on the environment and wildlife	1



The effects of 2-4 degrees of warming could make life in Nillumbik much more dangerous to the health of me and my family (more frequent bushfire, poor air quality, dangerous temperatures)	1
The future of the globe depends on action. Extreme bushfires, drought and pollution will continue unabated if nothing is done.	1
The predicted change in temperature will impact all life on earth. The negative impacts can already be seen - bushfires, coral dying on the reef.	1
The risk of fire is ever present here in Nillumbik. The summers keep getting hotter and as summer approaches we become more aware of the ever-present heat and threat of prolonged drought. This year may be forecast to be different but it is only one year in many	1
We all need to act locally to impact both locally and globally. There is a lot at stake in our Shire. The frequency and ferocity of bushfire is a clear impact. Also, the changes in weather patterns affecting rainfall causing drought and flooding. The list goes on	1
We are already living with the effects of a rapidly changing climate, our home is more prone to bushfires, and things will only get worse for our children's generation if we don't act now to mitigate our emissions	1
We live in a high bushfire risk area. My grandchildren deserve a comfortable climate through their lives	1
We seem to be particularly good at destroying things. Changes in climate will have a direct impact on us as we live in a bushfire prone area which continues to dry out and be subjected to increasingly severe weather events	1

Total

18

Hot / extreme weather

Affects our primary producers and produces bad weather events	1
Because it is endangering animal and human lives and our environment, bringing about climate extremes causing extreme fires, flooding, typhoons, hurricanes, and other natural disasters. It means extreme heat conditions leading to extinctions of animals and vegetation well beyond the speed and quantity of past evolution. I fear for the well-being and future of my children and grandchildren. I want them to have continuity and safety	1
Because we already suffer from intense climate events like worse fire and flooding now, and further warming will decrease the quality of life in many parts of Australia. Scott Morrison might think it is possible to 'adapt' but anyone who experienced the smoke hundreds of kilometres away from the fires, inside of their houses due to the poor insulation of most houses here knows this is an illusion. Farmers are experiencing already problems with drought. We need to minimise CO2 emissions now	1
Concerned about extreme weather events and how that is affecting the whole world. Also, extinction of species due the rising sea levels and increased temperatures	1
Evidence of fires, floods, storms drastically increasing causing devastation to both humans and wildlife. Temperatures rising, oceans rising - do I need to say anymore? Clearing of land upsetting water table	1
Potential for increased fire, flood, drought, etc. Equally, potential for panic and poor policy	1
Rise and CO2 and accompanying change in climate which began in 1820 with the fossil fuel age is now the biggest existential crisis to face humanity in the history of the species. Without radical efforts we most likely we will be extinct within 100 years	1
Rising temperature will make it difficult to grow all varieties of food, maintain the natural environment & green spaces, afford to cool our homes, spend time outside	1
Rising temperatures and the associated increase in severe weather threatens our very existence. I fear for my granddaughter's future over the next 50 years	1
Science has been telling us for a long time what we are beginning to see with extreme weather events. In 2020, the record temperature of 38 degrees Celsius was recorded inside the arctic circle in Siberia. Do we need more evidence?	1



The emerging disasters make this a critical time for the survival of humanity	1
The increasing heat in earth's atmosphere is and will continue to create catastrophic events - including fires and extreme weather. If we do not change the way we are destroying the natural world, these disastrous episodes will make life unbearable for living creatures, including man. Time is ticking	1
The over-population of the planet, deforestation, over-use of fossil fuels is causing increasing frequency and severity of drought, the earlier and steadily worsening fire seasons	1
There is an increase of extreme weather events worldwide that needs to be addressed and plans instituted to deal with the ramifications	1
Very concerned that we will experience higher rates of storms and floods and fires. Worried for children's future	1
We are concerned for the impact on biodiversity, for the likely increase in fire danger, and for the future of our grandchildren and all species	1
We can't survive with ever increasing temperatures, more devastating weather, and environmental destruction	1
We have experienced the very hot summers	1
We live it - less rainfall, higher temps, increased fire danger	1
With average temperature increases of up to 14 degrees, some places will become uninhabitable. With changed weather conditions, reliable rainfall will be altered. There are going to be climate refugees and increased extreme weather events meaning more catastrophic fires in Nillumbik	1
With warming temperatures on land and sea there is greater risk of bush fires, extreme weather events and flooding	1

Total

21

Weather / climate changes

Anthropogenic climate change is an existential threat to us all. People, industries (eg farming), native animals and entire ecosystems are already suffering from its effects - drought, heat, fire, cyclones. 3 billion native animals burnt to death or choked to death by smoke or driven from their homes to likely starvation. My daughters in their twenties long for a family of their own but are struggling with the ethics of bringing children into what may be a terrible world in their lifetimes. Yes, you could say we consider climate change important	1
Because if not controlled, climate change threatens all life on earth	1
Because the effects of climate change are impacting us now - extreme weather events, increased temperatures, and scientific evidence suggests if we don't act now, the consequences will be felt by us and our children	1
Climate always changes. And the Grand Solar Minimum/Maximum has a great effect on the weather	1
Climate change impacts the production of food and diversity of life; how we behave in everyday activities (purchasing; travelling; consumption of resources; sustainable choices) can contribute to the problem or reduce our contribution to the problem	1
Climate change is an existential crisis threatening our lives and livelihoods. It affects everything	1
Climate change is causing significant changes to environmental and ecological processes, creating significant changes in weather patterns and related disasters, and creating uncertainty and anxiety for many people about their futures	1
Climate change is important to every household, and every person. It has a day-to-day impact on our lives and will only continue to have an impact (at an increasing rate) on our lives	1



Climate change on the weather systems may turn Melbourne into a tropical climate including storms and heat waves, the change to nature also is apparent and the killing of natural vegetation and animals/insects is increasing all the time, ozone is depleting more than we can cope with	1
Directly impacted by increased severe weather anomalies, drought, and water restrictions, damaging effect on native flora and fauna, food production and farming affected.	1
Existential issue. Threatens our very existence, as well as increasing severe weather issues, change climate etc.	1
Extreme weather conditions impact on ocean marine life, wildlife, farming/food produce and increasing temperature is burning up the planet we are living on, the consequences are dire for long term human existence. Concerned about further generations & impact on lifestyles.	1
Human induced climate change is accelerating and even though a lot is being done; on balance, not enough is being done. We are facing 3 degrees of warming by the end of this century if we continue as we are. We face an existential crisis and a mass extinction. Our grandchildren will be living in a hostile world where extreme climate events are becoming the norm. A very frightening thought	1
I am a scientist and well informed on this topic. I am incredibly concerned about the future of our climate and impact of extreme weather events	1
I can see the impact of climate change on our weather, environment and increased natural disasters every year. I see how we as humans are contributing with our use and discard attitude, draining the planet of its resources. I want my children and grandchildren to be able to enjoy this beautiful planet and thus we must slow down its destruction	1
I consider climate change is the most crucial issue facing the planet at this present time. Failure to adequately act on this issue jeopardises the survival of large numbers of living organisms, including humans. Urgent action is needed to reduce GHG emissions immediately to prevent irreversible climate consequences	1
I have a masters in Disaster, Design and Development the link between environmental decline and social collapse are more fragile than we would like to think. The greatest threat we face is the catastrophic effects of climate collapse. All life hinges on our actions today so we don't have to deal with the devastating consequences tomorrow	1
If the world's emissions continue rising on current trends, we will experience catastrophic climate impacts such as more frequent extreme weather events and increasing temperatures incompatible with human civilisation within our children's lifetimes.	1
It is the single most defining issue of our generation and will define generations to come. We are at the tipping point and some say beyond it. Climate change and sustainability if not dealt with will lead to an extinction event. It is important that we as a species acknowledge this and take accelerated steps to avert it	1
It is vital to contain global warming!	1
It's impacting our way of life. More extreme weather events, impact on biodiversity, the need to adapt & change the way we use carbon emitting activities	1
Life as we know it will be destroyed unless we prevent extreme climate change from happening. That means that global carbon emissions need to start dropping now and to reach zero emissions ASAP	1
Tackling the issue of climate	1
The arid heat from the north prior to Black Saturday was the most severe I have experienced. Bushfires are part of our environmental history and our vegetation has by evolution adapted to respond to fire. Human habitation in dense bushland areas should not be encouraged. Human existence impacts and changes the environment. The knee jerk reaction of removing undergrowth and cutting down trees only contributes to climate change	1



The science and extreme weather events over the past 10 plus years is evidence of climate change	1
The world as we know it is changing for the worse because of the effects of climate change and we need to act now	1
We only have one environment and world. Climate change as a priority at every level of government over the last few decades (particularly federal where you'd expect guidance for the bigger picture policy decisions and direction) has been grossly underwhelming. Climate change is a long-term problem which will greatly impact those most vulnerable in society who don't necessarily have the biggest voice. Bold and big picture thinking for something which lacks short term gain doesn't fit nicely into a 4 year election cycle	1
We think about our actions with climate change in mind	1
We've already reached 1 degree warming which means we'll see more extreme weather including bush fire risk in Nillumbik. We need to make sure we don't make it any worse and adapt to the harm we have caused	1

Total

29

Impact on earth / planet

A trajectory towards an uninhabitable planet is unacceptable	1
Because every living thing/ecosystem will be impacted by rising temperatures caused by climate change. Leading to loss of species, habitat & food sources	1
Because I am a human being and our planet and all life forms on it will experience horrendous changes in the next few decades because of climate change and the inaction by governments to REALLY do anything about it.	1
Because if nothing is done now it will ruin the planet for future generations	1
Because if nothing is done, our planet will be irreparably impacted (as will our species, and the species on earth)	1
Because if we don't do anything now the planet won't be liveable in a couple of hundred years	1
Because it affects the future of our planet and humankind	1
Because it is a matter of survival. If we allow its impacts to go too far, we may face a world where we don't have enough clean air, or fresh water to live. The natural world as we know it could disappear in this century	1
Because I believe the science which says if we don't act strongly on climate change in the next decade, we will see a warming of the planet that will destroy the environment, many people through extreme weather and many animals	1
Because the earth's natural resources are being depleted at an unsustainable rate and have been for many years. If we don't all act immediately with broad shifts in how we live and consume, the earth will cease to exist as we know it	1
Because the risks presented by climate change impact on every aspect of life on this planet	1
Because the survival of our species and thousands upon thousands of other species depend on the climate's stability. Because most of our wild	1
Because the whole biosphere faces an existential threat to its viable survival in its current form	1
Because the whole planet is in trouble and it affects my family every single day	1



Because this is an issue affecting the whole planet, created by humans, and unless we do our utmost to reverse these effects, Mother Nature will step in and wipe out the threat herself	1
Because we believe in the earth as a place for all species and we love and appreciate natural places both for the diversity of life they support and for the aesthetic qualities which give so much back to us as human beings	1
Because we live on this planet. Just as you would keep your house clean and well maintained, you need to do the same for the planet	1
Climate change affects everyone. Warming will impact ice caps, sea levels, habitable land, and biodiversity. It will affect the need for and availability of water, agriculture and food supply chains, and demand for power. It will lead to extinction of species as habitats change, and these changes and/or destruction of habitats will lead to loss of income derived from tourism e.g. Great Barrier Reef, from farming and food production, and loss of low-lying land such as the Maldives leading to climate refugees seeking a new home. Lifestyles will change (they have already in my 50-odd years), and this is accelerating at an alarming pace	1
Climate change effects the world my children and grandchildren exist in the entire eco system	1
Climate Change is about the planet, it is about saving the planet because the planet is warming rapidly due to it and if it keeps warming all living things will die	1
I have witnessed climate change for many decades, the effect on nature and ecological collapse. I've moved to a new house several times due to nature collapsing around me, farmers polluting the land, toxic spraying practices, logging of forests and water ways drying out. I feel despair at unstoppable destruction and the fall out of ongoing fossil fuel extraction. It's affecting me emotionally, physically, and spiritually. Now I know why I never wanted to have children and I'm glad I didn't	1
If not addressed the planet will be uninhabitable	1
If you value all forms of life, then you must care about climate change. Life on earth will become hostile for living creatures in the future if we don't act. Living creatures are already suffering and biodiversity is under threat. Nature gives people life and so much pleasure. It needs to be our number one priority	1
In short, the sustainability of human life is at stake and we have a debt to the planet for all the destruction we have caused	1
It directly and indirectly affects the planet, the country, the state, the local council area, and each individual property, together with each family and individual who lives here	1
It endangers all life forms on this earth and condemns them including humans, to a premature exit	1
It is important to manage the health of our planet	1
It's a threat to the existence of our species and the planetary systems we depend on	1
It's important to all humans and species that live on this earth	1
Life only exists with a healthy environment to live in	1
Our household is aware of the current, peer-reviewed science on climate breakdown and know that it is the biggest threat facing all of us - all of humanity. We want our home country and the world to be safe and liveable, which it is not under increasing global warming impacts. We value a safe and liveable earth for future generations and our ecosystems. Climate action is the number one deciding factor of our voting in all elections	1
Our peace of mind is affected knowing that so many species have become extinct and getting extinct daily	1
Responsible global citizenship. Witnessing devastating impacts locally regionally and globally. Not just human impact; also, the natural world	1
The consequences for life on earth are too serious to ignore	1
The continuing survival of our world, humans, animals, insects, and all living entities in our oceans, depends on this recognition and worldwide work towards its mitigation	1
The earth is heating giving the current natural processes difficulty in maintaining status	1



The effects of anthropogenic global warming are threatening all forms of life on the planet. We should consider the environmental impact of every decision we make	1
The planet is dying slowly. Mainly because of the greed by human and non-caring attitude about all the civilisation that live on the planet. We are continually acting as if we are the only ones on the planet degrading and destroying on a minute basis	1
The planet is warming. The fuel use is increasing. The use of solar and wind power is yet to be used well	1
The science indicated very serious consequences for human beings and for the natural world and its species if climate change can proceed unchecked	1
This world is too beautiful to destroy. The path to economic prosperity for Australia coincides with our action on climate change	1
We need to ensure this planet remains liveable. Curbing the effects of climate change is essential to life on earth	1
We need to look after the planet so as not to disturb all the interdependent ecosystems that we all rely on	1
We only have one planet, need to look after this one or we will no longer have a place to live	1
Without a healthy earth, without clear skies and pure running water, without the myriad lifeforms (Including humans) on this wondrous planet, what is there?	1
Without drastic action to cut our Co2 emissions our planet is headed for an average increase of between 3-5 degrees Celsius - it will cause ecological collapse in large parts of the world; human and animal life will not be sustained in the equatorial zones and in large parts of the world including northern Australia. There will be food insecurity, water insecurity, massive numbers of climate refugees flooding our shores from the north of Australia, civil unrest from all the above. You only need to read the Defence report about the risks of climate inaction to know that our governments around Australia know this is a huge risk, yet the devastation caused by it is happening on their watch	1
Total	46

Impact on environment

Because it is a major factor in the loss of our plant and animal biodiversity and degradation of our natural environment	1
Because it is having a huge detrimental impact on our environment which is having and will increasingly have a huge detrimental impact on our way of life	1
I am concerned for the environment, the change in our weather and the legacy we leave our children	1
I am deeply concerned that there will be a domino effect and our ecological system will start to collapse irreversibly. In the meantime, we are losing diversity more and more quickly e.g., insects	1
Increased environmental destruction in shire and clearing of vegetation	1
It will impact all ecosystems on the planet, in most cases negatively	1
Its impact on the environment we depend on to sustain us	1
It's obvious - our ecosystem is falling apart	1
Need to do more to secure our environment, or we'll be living in a grey, unhealthy and mentally (unhealthy) place: it's important because we can make a small change and they add up	1
The environment is rapidly degrading, with native animals become endangered and water polluted. We need a balanced climate to ensure the survival of the planet	1
The existing natural environment is important (crucial) to the sustainability of our existence. Climate change threatens the environment and consequently, the wellbeing of future generations	1

Total

11



Economic impact

Costs and materials are prohibitive. Not supported by government and market products and services. Needs to be changed by federal government and world. Local Council is already too expensive	1
Over reaction to climate change is adding costs and restrictions on how we live. If the climate is changing, we must learn how to manage it as much as trying to slow/stop it	1
Total	2

Impact on future / future generations

Concern for future generations, especially our kids and grandchildren	5
A changing climate has the potential to bring about extinction of species, destruction of habitat, increased competition for scarce water resources among other catastrophic events not only for us but for future generations	1
Any work we do on environmental improvement will be overshadowed with negative changes it the medium future unless our trajectory can be reversed. Every small bit helps	1
At best we can mitigate the effects, we must address this threat to the planet and our future generations	1
Based on scientific research and the speed at which change is occurring - although change has happened in the past, the increase in CO2 levels and temperature is occurring at an unprecedented rate. All my family, and especially the children are extremely concerned for their future wellbeing	1
Because I am aware that if we don't do something to try and stop it now the Earth will not be a nice place to live in about 20-30 years' time. This makes us concerned for our kids	1
Because I don't want the Earth to become unbearable or uninhabitable with more fires, longer fire seasons, floods, and rising temperatures. The future of humanity depends upon things being done about it right now like stopping fossil fuel use	1
Because I'd like to leave my children a world that is habitable	1
Because our planet is our survival - we need to think of future generations but also other living things and how they support us	1
Because without action there will be no future for humans	1
Because without decisive action on Climate Change, there is no tomorrow - at least for our children's children!	1
Biggest threat facing us and future generations	1
Clean air, water, soil for future generations. Millions of dollars spent on possible Mars travel, PLEASE make our beautiful planet our priority for all species. Now is the time to act, not next year not in ten years. Money, profits, are irrelevant	1
Cleaner air, earth, and oceans. Restore animal habits and combat animal extinction. We need a world that future generations can survive in and action on a large scale needs to happen now.	1
Climate change is the most important issue facing the world it affects our children's future	1
Climate change means a bleak and uncertain future for my children, with severe weather conditions meaning future generations have heightened basic safety issues	1
Climate change will directly and fundamentally affect our future and our kids' futures. It is the largest area of concern for me	1
Climate Change, and how we choose to respond to it, will decide our very future as a species - you can't get much more important than that	1
Current rate of change will cause discomfort and conflict in 50 years	1
Ensuring a safe planet for future generations	1



Evidence is sufficient that we need to address human input for the sake of future generations enjoying the planet	1
For the future of the planet. Our food sources and resources	1
From my education I know how serious the issues are. For my children and the natural environment, I care	1
Future of earth and our existence	1
How we react to climate change now will determine the very future existence of life on our planet. We are running this insane experiment of seeing how much hydrocarbons we can pull out from deep under the ground and add to our atmosphere before our planet boils up... not to mention the huge loss in biodiversity and the constant destruction of forests and natural habitat	1
I am a scientist who understands this intimately. It is the biggest threat to our future quality of life. It already strongly impacts quality of life and health. Scientific solutions are available and (like the sudden flurry of investment into virus research) a little investment in the science and in turning science into policy can bring great benefit. Also, as a camper/ hiker/ surfer I believe we need to better preserve and value our natural environment. Extinctions need to stop	1
I am in my eighties and am very concerned about the world I am passing onto my grandchildren and great grandchildren. I would like them to know the beautiful world as I have	1
I care about my future and the one of future generations; rapid rise in temperatures will lead to collapse of ecosystem services and lead to global, human misery and wars over natural resources. The planet might become uninhabitable for humans	1
I have 4 children	1
I have a 9-year-old, aside from wanting to visit one set of Grandparents in QLD and swim on the reef, and the other set in the UK who could be washed away - what world are we leaving behind?	1
I have a young child; I want the world to be a decent place to live when he is older	1
I have been concerned for years and in recent years with the extreme weather occurrences this has amplified my concerns. I have adult children who ask what sort of future they have inherited	1
I want a clean bright future for the generations to come. We cannot leave them a legacy of an irrevocably damaged planet. We need to act now	1
I would like future generations to enjoy living in a world with healthy natural environments, diverse species, and less traumatic weather events. I believe that the most vulnerable people/nations will be the earliest victims of climate change	1
If humanity wish to have a viable future, we need to massively reduce emissions immediately and adopt sustainable energy resources. There is no time to waste	1
If we don't do something real, my kids and grandkids will end up fried by global warming leaving just the cockroaches to feast on their bodies. GET THE IDEA	1
If we don't stop climate change ASAP, there will be massive disruption on earth ending civilisations as we know them	1
I'm 59 and feel my generation is failing our grandchildren	1
In the next 20-40 years climate change will be the cause of the biggest changes that my family and I will ever experience.	1
It affects all of us, particularly my children	1
It is the future of the entire world at stake, not much can be bigger	1
It will affect many aspects of life in the future	1
It will affect the future of my children, their children and so on due to rising temps, increase in extreme weather and natural disasters. Destroying biodiversity, causing mass extinction in the name of progress and development, soon global pandemics such as COVID-19 will be all too common. My children are quite depressed and not very hopeful of change, it breaks my heart.	1
It will impact is more over time and we have a child	1



It's about the future of life on Earth	1
My partner and I are environmental scientists with two young kids and are passionate about reducing our impact on the planet and doing everything we can to provide a bright future for our kids. We are passionate naturalists and nature lovers and what to see the natural values of the planet retained for our children to enjoy	1
No future without water or safe summers	1
Nothing will have a larger impact on our generation's future	1
Our children need to inherit a world worth living in	1
Our family's wellbeing depends on the actions we take today to mitigate climate change	1
Our future could be in jeopardy	1
Our lack of respect for the planet is killing it species by species. My grandchildren are on the hit list	1
Over the last few decades there have been more and more disastrous fires, floods, extremely hot days, and diseases contributing to human and animal deaths in our country. We are very concerned and fearful for our children and grandchildren's future	1
Survival of humanity, indeed most forms of life, depend upon arresting the atmospheric changes that have accumulated since the industrial revolution	1
The climate crisis is an existential threat to human civilisation. If it's not brought under control, there's no future for any of us. Nothing else is as important as that	1
The current experiences, and future of all creatures on the planet, including our children are affected with greater inequalities being created between species, and between people	1
The fate of the human species lies in action to mitigate the risks of climate change	1
The future liveability of the planet for most species is at stake	1
The future of life on this planet is at stake	1
The future of our planet and its inhabitants depends on everyone dealing with Climate Change. The ones who have the most power to make the changes are governments	1
The profound long-term effects of climate change will pair the way we live, our economy, our livelihoods, and our health, for generations to come. The 2019-20 fires were just a sample of what is to come	1
The quality of our children's future depends on us acting to stop climate change now	1
The science confirms that our planet is rapidly heading for disaster. We cannot let this happen, for the planet, for our children, for the future	1
The science is consistent and clear that climate change will have a catastrophic impact on the survival of the human species	1
The world is currently facing a climate emergency which could destroy the natural world and our way of life for future generations. This issue will ultimately become much more important than the COVID-19 virus has been	1
This is the biggest issue that will affect the lives and wellbeing of our children. We have a moral obligation to act urgently now	1
To ensure healthy life and planet for future generations	1
To preserve what we have for future generations	1
Two words - existential threat. The future for our children will be a harsh one indeed if we do not tackle climate change, a phenomenon that daily increases in severity. Action now will be more effective than delaying until it is too late!	1
We are a young family, as parents we have seen massive changes to the climate and are concerned of the climate/environment our children will be left with	1
We are concerned about the world our grandchildren will have to live in, it is worrying	1
We are concerned about our child's future in this world. The current trajectory humanity is on is unsustainable and we only have 1 earth. We have personally witnessed the damage climate change has had on a variety of natural habitats and we want to prevent further damage so that our children and grandchildren can enjoy the beauty this world has to offer	1



We are making the world inhabitable and we need to address this for future generations	1
We are responsible for our generations impact for future generations, and so I want to leave the planet in a better situation than when I was born and that is currently not the case	1
We believe that humans need to immediately implement solutions to reverse the man-made practices that are accelerating climate change. If we fail to do so humans will not be able adapt fast enough to live on this earth	1
We have a duty of care to look after our environment for future generations. We are not owners of our world to exploit it for our own short lives	1
We have three children and their future, plus that of the natural world, is very important to us	1
We need to save our planet for the future generations, our kids, their kids, etc. etc.	1
We only have one future	1
We want to leave the world a better place than the one we inherited but climate change will result in a much poorer and dangerous world for our grandchildren	1
Will there be a safe world for our children, grandchildren and great grandchildren to live in?	1
Would like to leave a robust planet for future generations	1
Would like to save green space for future generations	1

Total **87**

General impact

It is an important global issue	2
As a farmer it has huge impact on our life	1
Consequences of inaction are very serious for everyone	1
Except for the immediate health and safety of my family it is the most important issue there is	1
Has huge environmental, economic and health issues	1
If we can't breathe, we can't live	1
If we don't have meaningful action on the climate emergency immediately, we'll all suffer a long and exceedingly dry summer, extreme weather events, food shortages, and all the other stuff that we're warned of and would require a many more pages to go into the exact details	1
Immediate action is necessary to mitigate the damage already done. There will be catastrophic impacts if we don't all do our bit	1
It affects everything - now, and in the future	1
It impacts everything	1
It is important but not all consuming. Other aspects of life count as well	1
It is the issue of our times	1
It will affect every aspect of our lives and dramatically reduce our standard of living if it is not stopped. I have read a lot. We are all in danger. There is no time to lose. I worry about it every day. Yet if all levels of government act to capacity we have some hope, and there are so many opportunities for innovation	1
It will impact on every aspect of our life. what is more important than life	1
It's an urgent issue for everyone!	1
The consequences of slow responses and little action to prevent climate change are huge and very real. This is a devastating event with not enough being done to prevent it	1

Total **17**



Impact by humans

Because I think households are more minor contributors to climate change, but we do our best to contribute to minimising our carbon footprint where possible	1
Collectively we need to stop the impacts that is causing climate change to ensure the sustained and healthy future of all species on earth. Major policy and changes must start now	1
Humans have totally disrupted the natural living rhythm of the earth, and destroying the very elements that make life on earth possible, such as trees	1
Our country has suffered from government inaction and it is humankind that must take responsibility for our environment	1
Pollution, excessive use of solid fuels creating emissions, unsustainable population levels requiring huge resources, cutting down forests, fossil fuel use, all caused by humans	1
The heating of the atmosphere presently is due to humans burning fossil fuels. This is happening at an ever-increasing rate, far too quickly for the natural world to adapt	1
Humanity is heading toward a frightening future and we need to heal the planet and our mindset. COVID has shown that we are willing to go along with drastic actions to protect lives and we need similar actions to protect the planet which we all are dependent upon.	1
The price of population growth and prosperity	1
We understand the human impact on the environment, so we take steps to reduce our impact and support companies and initiatives that do the same	1
Total	9

Impact on the world / community

Because of climate change, we are making the planet unliveable. What is more important than life?	1
Because it is beginning to affect all aspects of our lives including higher fire risk, health issues and mortality increases due to more extreme weather, lower rainfall, and less productive farming. I don't want my children and grandchildren to live in an inhospitable world	1
Because it is impacting upon people already and it will continue to do so under current government. Australia can be a world leader in mitigating climate change, but we are instead leading in fossil fuel exploitation	1
Because it poses a risk to our health, safety, and opportunities in the near and more distant future	1
Because it seriously threatens the world as we know it, and we've been sitting on our hands too long already	1
Because it threatens life and will create big problems for society	1
Because it's having an impact on the way we live	1
Climate change will impact all areas of our lives in the future. Now it's the small personal changes we make at home that can make an impact, as our council's and governments are not making climate change a priority	1
Effects increasingly and inescapably self-evident at the personal, community, regional, national, and international scales	1
Effects of climate change are already being seen worldwide. In future we will continue to see greater changes to our environment, and if nothing is done, we are potentially facing a future of average global temperatures increasing by 5 degrees. This will impact our local community with increased fire risk, and increasing the length and frequency of severe weather events such as drought	1



It is an urgent existential threat to humanity and many other species. It is killing people now and will kill millions more even if we avoid the worst. On present trends Nillumbik will be uninhabitable by the middle of the century.	1
It is not a matter of 'believing'; it's whether one understands climate science. The issue of climate change should not be a political one, nor focused on an individual's experience. It will continue to affect our entire community - I hope Council harnesses the unique opportunity it has to contribute to meaningful change	1
It will affect every person, regardless of where they live and if it isn't stopped it will become an irreversible catastrophe	1
It will impact life on earth. Getting there will be horrible, from fires as we've seen but worse, to political upheaval and wars	1
It's a global problem that has already disrupted communities, killed many thousands of people worldwide, and threatens every person on the planet right now	1
It's an existential threat to humanity. Past forecasts of warming have consistently underestimated the speed of warming, so the threat is more imminent than generally suggested	1
The rapidly changing climate is directly affecting my lifestyle and my safety. It is also affecting those in more vulnerable situations than I.	1
The social justice and health issues that have and will arise from human initiated climate change are extremely serious. There's enough medical evidence already to suggest that diseases such as Guillian Barre syndrome and Zika are linked to climate change	1
This is the fundamental challenge facing our global society. Without a resilient natural system, we have no capacity to support our people and other species we live with	1
Unless we transition from fossil fuel use within 10 years, we will all die	1
We are distinctly aware that there is no future in a world where human civilisation collapses (after biodiversity disappears, the resulting collapse of the agriculture sector, and consequent mass starvation and climate refugee displacement)	1
We must act, or it is the end of life as we know it	1
We need a world we can live in	1

Total

23

Other

1 sceptic and 1 believer	1
3 of us are 100% on board, 1 older person not. She has minimal impact though	1
After last summer it is obvious that urgent action is needed. We have been warned for decades and fiddled round the edges pretending to take things seriously, but achieving very little	1
Because the rate that things are changing is frightening and Australia (AND NILLUMBIK) aren't doing enough	1
Because we understand the situation well and are aware of how every little effort is required for the bigger change	1
Because we would like to keep a clean environment now and for future generations	1
Climate action is important, maintaining our green Shire is imperative for all our health. Shame government at all levels is slowly chipping away, chopping down trees for roads, no action on bike access, no real security for bike traffic, we've had a bike stolen at the Eltham Station in the last year. Council puts loads of effort into arts and pays lip service to climate	1
Climate Change will affect how we live, how we grow food, increase number and effects of natural disasters, change habitats, reduce biodiversity, eventually kill off coral reefs, fish, and crustaceans, etc.	1



Council should be assisting ratepayers with any effort they wish to do, not dictate, and add rules before any state or federal government rules are made	1
Darn, it just did it again. Submitted the form before I had a chance to review it. Ease of navigation - 0/10	1
Dealing with the here and now	1
I am in my 70's, as a young teenager I first read about greenhouse gasses and then decided that this was not a good thing. Living in the UK we had a greenhouse and so knew then how warm that got and what could be grown out of season. This was not a positive effect for the world. For over 30 years now I have been involved with a Friends revegetation group in Eltham, when it first started, we planted in autumn and spring. Now for the last 8 years we have planted only in winter as the autumn rains are not reliable and planting anything past July/August does not enable the growth to be sufficiently mature to withstand the summer conditions. The numbers of frosty nights have also reduced to 1-2 time a year rather than 5-6. I have followed articles about the climate debate, written in a variety of sources and can understand the information	1
I believe we all have a part to play when facing the issue of Climate Change. In our household we try to do things that benefit our Carbon Footprint. We reduce waste by composting and recycling, and we have a I believe we all have a part to play when facing the issue of Climate Change. In our household we try to do things that benefit our Carbon Footprint. We reduce waste by composting and recycling and we have a plan to install solar panels on our roof	1
I can't believe that the effects of climate change are not top of any list regarding what must be dealt with worldwide	1
I care about the bush, native animals, beaches, our most important natural resource - water AND the fact that our current leadership in Australia appear not to be based on continued investment in dirty energy, cotton farming, failing to protect our waterways, fracking etc.	1
I have been watching the climate change for the past 20 years. I find it very frightening that very little has been done about it. I would like a future where my grandchildren live on this planet that is sustainable and not taking from this fragile planet. No to coal and nuclear energy. I have watched the waterways dry up, bushfires and floods. I watch government give away water titles etc.	1
I have taught on this topic before and understand the science	1
I see enormous opportunity for Australia in acting decisively now to address climate change - economically, politically, and socially	1
It is important to manage what we can take control of. I think something that is overlooked is the massive increase in population and therefore use of resources. We need to develop a sustainable economic model to make lasting change	1
It is one of the things that we talk about most, it governs many of the decisions we make about spending money, going on holidays, etc.	1
It's crucial that all countries ACT NOW on climate change	1
It's disrupting our way of life and getting to a point where we won't have an opportunity to work towards reducing its impact. It's honestly, act now or suffer	1
It's extremely important, but we could do more, and we have no offspring, so down one point for each of those	1
It's not mentioned another by my parents, but my 17-year-old sister is always talking about it	1
It's not something we know much about, but we are trying to educate ourselves about it	1
It's something we are all aware of and would like practical ways to do our bit	1
I've always tried to protect our environment from a young age. From the Daintree blockade to planting trees and gardens and encouraging my children to be environmentally conscious	1



Much thought each day is devoted to designing systems for a smooth transition. Climate change is inevitable	1
On a personal level, my husband and I do not function well in the increasingly hot weather. Moreover, I feel distressed when I see the nearby forested areas drying out, losing leaves in the dry conditions. Nationwide, our primary industries suffer in drought and or excessive rains. On a world wide scale, the melting of the icecaps and formation of floating islands of ice cause sea levels to rise, leaving many people who live close to beaches in a precarious state	1
Our family cares about the environment, biodiversity, our planet and preserving our natural resources	1
The action I need to take to take to limit my footprint on climate and subsequently every other household. The goods we buy, and the waste we accumulate, poor housing design and improving our natural fauna and flora	1
The window of time in which to take meaningful and effective action to prevent or ameliorate the cumulative effects of manmade climate change (including increased temperatures, more extreme weather events, effects on food production, biodiversity, and communities) is rapidly shrinking. Individual efforts are not enough. Broader government-backed societal change is required	1
There is no planet B	1
Two out of three of us takes it seriously and take personal actions to address climate change	1
We appreciate our place in the environment and wish to preserve it	1
We are acutely aware of our impact and footprint on the planet and are keen to see widespread change before it's too late. Nillumbik must declare a climate emergency - the science couldn't be any clearer	1
We are hyper aware of climate change, reducing our carbon footprint, and making every action matter	1
We cannot keep living as we do, using so much plastic, wasting so much food. We need to invest in renewable technology, and not just think we aren't a big part of the global problem. We need to lead by example and listen to the science	1
We know it's bad and we feel it's important to change, we're just not doing everything we could to help	1
We need global commitment to reduce our emissions before our ecosystems collapse	1
We see species boundaries change, more extreme weather events, local extinction of species	1
We try to reduce our impact, but we could do better if the business made it easier to be more sustainable	1
We work in the sustainable energy space, so we are very well informed	1
Weather events, sustainability of power sources, pollution	1
We're committed to lowering our energy use, saving water, minimizing waste, and adjusting our diet, but are still struggling to become completely carbon neutral	1

Total **46**

Total responses for importance 6 or more **309**



Appendix Two – Verbatim actions Council should take to address climate change

The following table outlines the verbatim responses received from respondents to the online survey in relation to the things the respondents believe Council should do to address climate change or to support them to take climate action.

Things that Council should do to address climate change or to support you to take climate action

Nillumbik Shire Council - 2020 Climate Action Plan Survey (online)

(Number of responses)

Response	Number
<i>Renewable / green energy</i>	
A solar farm would be good	1
Access to independent advice about reducing energy usage. Information about replacing gas by electricity	1
Create more charging facilities for electric vehicles. Encourage renewable energy generation in the region. Encourage business owners to use renewable energy and make it harder for businesses who prefer carbon intensive energy	1
Cover every school, business, and Council building with solar panels. Install battery storage at every school, business, and council building. Install electric car charging at every school, business, and council building. Provide incentives for households and businesses to go off gas and switch to all-electric. Facilitate installation of micro-grids to allow neighbours to share electricity and improve grid stability. Facilitate bulk-buys to increase efficiency of appliances	1
Build a local renewable energy plant (solar/wind) that could work to reduce the load on the centralised power plants	1
Build a wind farm/solar farm to support residents. Put in more electric car charging stations	1
Build rapid charging infrastructure for electric vehicles and subsidise solar panels for schools, households and rentals	1
Consider incentive programs to help transition private households and businesses to all electric. Invest in infrastructure to support EVs. Create a second-hand EV market with ex-Council fleet. Provide free no-emissions community bus services for popular routes. Develop a strategy for community-led energy. Investigate public power purchasing agreements to ensure households are carbon neutral	1
Continue to encourage residents to install solar panels with batteries	1
Council should invest in infrastructure to support electric vehicles, charge points, etc. powered by renewable energy. There should be incentives (or rate reductions) for all households to encourage the uptake of solar electricity systems (not just below a certain income level)	1
Create and support community renewable energy projects to make renewable energy upfront costs affordable for everyone. Implement several community battery storages to become less reliant on the larger grid and to support renewable energy smallholders by purchasing their overproduction while also bringing consumer costs down	1
Encourage and support residents in the purchase and storing of solar power. Initiate wind power across the Shire	1

Encourage electric vehicles by providing charging points. Check what other countries are doing, Netherlands is a brilliant example	1
Encourage large scale solar	1
Fight for renewable energy on a higher level. No new coal mines, no more excuses	1
Ensure the solar farm on the Plenty landfill site goes ahead and includes enough capacity for the community to purchase power	1
Help with cost of solar batteries	1
Support EV technology - charging stations, convert fleet to EVS	1
Installing solar on large buildings and open spaces, car parks etc.	1
Install more electric car charging stations around Nillumbik, not just the one in Diamond Creek	1
Introduce and promote renewable energy on all fronts	1
Keep rolling our solar panels and encourage businesses to do the same	1
Launch incentive programs and rebates to accelerate the uptake of renewable energy, through solar and battery system installations (residential and business), community batteries, and by subsidising Greenpower supply from energy retailers	1
All Council vehicles to be electric, solar panels on all Council buildings. Council solar panel buying program is a great example of how to support residents, but greater advertising of it	1
Lobby for renewable energy sources instead of paying to use carbon	1
Negotiate bulk discount on green energy for residents (or join other Council schemes). Negotiate bulk discount on insurance premiums	1
Our roof is overshadowed by trees meaning for 7 - 8 months of the year we wouldn't see much benefit from roof mounted solar panels. I spoke to Council about a year ago about a community based renewable energy project. They said they would be making an announcement by the end of last year. I'm still waiting to hear about it. It would make sense for us to invest in a large scale solar / wind farm rather than installing panels on our roof	1
Please investigate and plan for a large solar farm and wind turbine on Council land - enough to get Council to net zero by 2025 and the whole of Nillumbik to net zero by 2030. We can't rely on the Federal government or State government to do this. We need action now	1
Promote electric vehicle manufacturing and take up; manufacturing of renewable energy products in Australia, and bring about improved practices for recycling (promote and enable local businesses) to invest in recycling	1
Put solar panels on all council buildings, as well as bring environmentally friendly, these will provide a financial windfall in years to come	1
Steps to ensure we are prepared to facilitate electric vehicle charging when the market is ready for it.	1
Increase renewables, our electric charge points	1
Support households with alternative energy	1
Supporting access to all electric cooking, hot water service, heating and cooling in the Council and solar panels	1
Switch to green energy. Accelerate zero landfill. All electric Council vehicles	1
The solar farm already scheduled is more than enough action to address this issue	1
Increase stand alone solar electricity generation	1
Vehicle fleet to be all electric. Provide expert advice on updating old residences to reduce power bills. Have solar panels on all Council buildings. Increase native planting along roads and waterways	1

Total

38



<i>Education / communication / community involvement</i>	
Outreach and education for residents	4
Address the divisiveness in the community by educating about the science, risks, and mitigation strategies. Empower the community to work together for a common goal	1
Ask for more public input, example - selling off land	1
Be clear in communication about what it is doing to address this and the benefits to the community. Not to spend money on frivolous marketing when it could be targeted into more sustainable areas e.g., clearing long grass	1
Be more aware of what are the main reasons of climate change and then should educate the community too	1
Be more transparent - publish simpler information more regularly	1
Community action groups	1
Coordinate community action such as tree planting in public and private spaces	1
Council needs to at least talk the talk to encourage global adoption of climate change mitigation strategies. However, I wouldn't ask the Council to die in a ditch over mitigation measures when its actual impact can only be five eighths of not much	1
Create a climate action team within Council and involve the community	1
Educate and encourage people to retrofit their homes, encourage innovation at the local level - lots of opportunities to be leaders in this area. Carbon sink for Melbourne. Set an example for other councils	1
Educate and invest in green energy and climate conscious development	1
Educate home owners and offer incentives for existing houses to be sustainably retro-fitted (8-stars or higher)	1
Educate the community on the science and risks of Climate Change and engage them in conversations to allay their fears or climate denialism so that we can be united in the responses needed	1
Educating their staff to prioritise efficiency and sustainable methods	1
Education of people, with messaging appropriate to different segments of the community, and in CALD as well as easy English	1
Education of residents, recommendations, and mandates to reduce waste e.g., influencing supermarkets and cafes,	1
I think there are people passionate about this and their passion can be harnessed by Council to improve education etc.	1
Immediate action, high-engagement community education programs	1
Increase public responsibility and enforce fines and promote public scrutiny of bad practices. For example, I'm shocked at the constant running car engines everywhere parked up idling with kids nearby especially at school locations. What do people think is coming out of their exhausts, fairy dust!!!!!! Education is key and everyone can make so many small changes.	1
Inspire community to connect and be part of the solutions	1
Investigate the whole community becoming a collective customer of Ausnet/supplier(s) and retailer to residents and develop renewable energy sources. Residents could invest in the enterprise	1
It could look to the example of Oberlin, Ohio, whose local Council installed TV screens in cafes and other public places to give residents real time information about community emissions, water and power use	1
It will work best if the habitants of the Council are engaged through a variety of initiatives, for example no car days, bike riding events, community gardens, more green areas	1
Keep promoting all forms of local community engagement	1
Put up big billboards in Diamond Creek and Eltham showing a graph of temperature and CO2 levels for the last 100 years	1



Reach beyond those of us already engaged in positive change: this is not a feel-good option for the conscientious crowd. There are so many people who just don't consider climate change and we all need them to understand and do their bit	1
The community at large are aware of the impact of climate change, Council spending money educating people is a waste of time, what is needed is action	1
The effective awareness education to enable people to see how even small things will make a difference. To understand the impact of things like overuse of cars, destroying bush land and urban trees affects climate. To see it is not an us and them situation, it is not a political issue. That we are all in this together	1

Total **32**

Green Wedge, trees, biodiversity

Plant significantly more trees	4
Invest in regenerative agriculture and referencing activities	1
Invest in regenerative agriculture and referencing activities	1
Liaise with traditional landowners to improve land management skills	1
Apply higher penalties for cutting down trees without permits	1
Appreciate schemes to help householders make changes to their homes e.g., insulation, technology	1
Appropriate management of reserves to enhance biodiversity and prevent climate change disasters	1
Avoid development in our Green Wedge. Encourage bio-diversity projects with advice and grants. Employ staff knowledgeable re environmental issues, bring back some of the experts who knew this area and had researched it. Give us a Green Wedge management plan that protects and extends the quality of the Wedge and improves the environment	1
Change the focus away from development at the expense of preserving the Green Wedge that the last Council seemed bent on	1
Council should stop chopping down trees on Road reserves and should protect the Road reserves. Property owners who graze animals on land adjacent to Bushland Reserves and Road reserves should be accountable for the weeds they are creating by seeds spread by animal droppings and feed. Now precious herbs are being mowed along with the weeds that have gotten out of control. One way of doing this is to offer a small grant for such landowners to employ a qualified person to weed out the invading grass species. These people should be qualified in weed identification. I am surprised by how many graduates in horticulture know little about our indigenous species	1
I believe Council has a crucial role to play. Creating urban tree shade, demonstrating pop-up vegetable gardens, transforming bare land into regenerative carbon storing forest, maintaining biodiversity for health of the forest	1
Increase protection for existing habitat on public and private land	1
More areas of indigenous gardens and stop all these apartments that are going up!!!! We need more green space, less buildings	1
Needs to do more preventative bushfire work. Grass needs to be cut. Dead fallen trees removed from public areas (parks etc).	1
Preserve the natural environment we still have available	1
Protect the Green Wedge against land clearing	1



Reduction in biodiversity and flora has a large impact, encouraging habitat in small spaces	1
Retain natural vegetation; advocate to State Government for ceasing logging all native forests; sequester carbon by planting trees, revegetation; establish community food gardens	1
Soil regeneration is the clear winner in reducing emissions and pulling existing carbon out of the atmosphere, so given Nillumbik's 'green wedge' status we're obviously in a great position to lead by example in this space. Going carbon negative should be our goal for the medium-term	1
Stop the large-scale removal of trees which adds to climate change. This is important for sequestering carbon dioxide which is important to reverse the effects of climate change	1
Support individual households to create green and diverse gardens that are more robust to weather extremes and support climate, at a small scale but all adds up, lots of ways to do it	1
Work with Wurundjeri elders in management of the land and fire risk. Our land has to be managed responsibly and these are the people who know how	1

Total**25***General suggestions*

Act quickly please	1
Action should be focused on	1
Adapt to changing conditions	1
Begin implementing a consistent, achievable policy that is continually developed which also encourages residents and businesses to engage and participate	1
Just start NOW!	1
Leadership	1
Let's lead the way as this is the only option for the future of this planet. We can't stuff up anymore. We have no excuses!	1
Listen to the voices of the people who live here, and act urgently. Prioritise people and our future over profit	1
Make it easier	1
Mobilise community to act. Louder voice and leadership. Make the tough decisions	1
Most people are educated about climate change. We need support and infrastructure to make positive changes	1
No more reports and consultants. Get real stuff done. We pay massive rates, and you are packing us in like sardines. Fix things	1
Plan long term but act now. We can't afford to wait for it to be easier	1
Provide real action not just PR events and token efforts	1
Regardless of the results of this survey, Council should provide leadership on this very important crisis	1
Stop stalling and take some real, effective action now as in immediately	1
Sustainability for me is a bigger concern than the narrow climate change issue	1
Take climate change seriously. And don't ask people how much they'd be prepared to spend on climate action - you're focussing on cost instead of highlighting what we'll save if we act now.	1



Take notice of science	1
This involves responsibility on everyone behalf to aid Council. We need to work together, trust in native actions that were working, and stop being English and destructionist on our properties. We should regard ourselves as custodians preserving the environment and surrounds for everyone present and future. Bricks and mortar will not solve the issue	1
Top priority is climate change We only have one planet	1
Total	21

Incentives to encourage climate change action

Incentivise solar	2
Assist both ratepayers and renters to install solar power	1
Climate change will not slow or stop until every decision is made with zero or positive climate impact as a deal breaker. I know how hard this is for me, so even harder for a committee. I suggest discounts on rates as a incentive to help reach a zero emissions community goal (as has been made with smaller landfill bins) and more disincentives to carbon emitting behaviour	1
Council should be conscious and proactive in ensuring involvement with big businesses the primary contributors of emissions is dependent on their efforts to reduce emissions, change their practices & behave ethically as good corporate citizens. If they don't meet these criteria Council should take their business elsewhere	1
Encourage and incentivise Shop Local Encourage community building activities and groups around sustainable ideas for living	1
Financially support community groups taking action to mitigate and adapt to climate change	1
Household grants for energy efficiency (e.g., draught proofing), growing food or planting native veg, find locations for community gardens	1
I would like to see the Council relive the fee for the formal enquiry process of developing green strips near houses. We should be encouraged to plant more	1
More incentives for residents such access to water tanks	1
Offer rates discounts for households who only put their red bin out monthly (or charge per pick up or per kg of landfill waste). Offer education and discounts for native plants. Sustainable House accreditation scheme (with a sticker on the letter box). Offer rates discounts for households who switch to 100% Green Energy. Subsidise households who switch from gas or wood-fire heating to electric reverse cycle	1
Offer rebates and promote carbon neutral businesses / services	1
Pay carbon credit to landowners with trees on their land. More trees more credits.	1
Provide greater incentives for community to act e.g., reduced rates, free ticket to sustainable open house, free ticket to public lectures on climate change etc to encourage and support 'climate action champions'.	1
Provide services and support for private initiatives such as solar, grey water systems, water storage etc	1
Provision of resources and subsidies to help each household in the community achieve net zero emissions and empower their lives with renewables	1
Reduce rates for properties with trees (compared to cleared properties) - challenge to define and assess etc. and would encourage people to leave trees, or plant them	1
Support local food growing activities	1
There should be a subsidy for families that use cloth nappies like what other Councils have in place	1
Work with the Vic government to provide funding / grants for small business to help them move to more sustainable operations	1



Total**20***Transport / bikes*

Better bike paths for people to ride to work/ school etc.	2
It's also difficult to park a car at our stations to make use of public transport	1
We live in Eltham and have no safe way to ride bikes to school in Montmorency so are forced to drive. In a community heavy on 'nature' tracks we are 'light' on commuter tracks around all the main residential hubs in Eltham to allow kids to ride to school safely	1
Bikes should be an alternative transport and Nillumbik has been very slow to improve bike access. Bike access is only accessible for testosterone fuelled MAMILs on weekends, it's not safe to use a bike to commute to work, no protection from cars, poor lighting, minimal places to lock a bike.	1
Create footpaths leading into shopping areas, train stations, bus stops. Establish small buses. Encourage school buses.	1
Improvement of walking / bike trails, provide more bike parking and encourage electric cars by providing charging stations in some car parks	1
Improving walk and bike-ability	1
Increase cycling paths off roadways to provide safe transport alternatives. Advocate for more frequent trains	1
Make active transport more accessible to residents of Nillumbik. Secure bike shelters located in flat areas would be fantastic. People who live up hills (lots around Eltham) in Nillumbik could walk down to unlock their bike and continue their journey, lock up their bike on the way home and walk the last bit home. It would be preferred to pushing a bike up some of the many hills around the neighbourhood. More bike parking in Eltham Town would encourage more people to ride too	1
Not sure if this is State or Local Govt. but the provision of footpaths and comfortable bus shelters make a big difference to the likelihood of me taking public transport, especially when the weather is hot	1
Promote and facilitate a better public transport system	1
Public transport would be a start! A bus service for areas like Panton Hill, Smith Gully and St Andrews to Eltham for schooling! This would eliminate unnecessary vehicle use by parents! Safety before climate change...reduce bushfire risk! Allow roadside clearing of wood in certain areas to reduce for risk and enable mowing of grass. Therefore, reducing fire risk. Remove the road guards so the kangaroos can get off the road! Allow city folk to plant out their nature strips	1
Sustainable transport outcomes - why did you leave out rideability. This is a consistent blind spot with Nillumbik residents. It is possible to ride up hills! Fit people can do it with gears, less fit people with an eBike	1
Upgrade Diamond Creek trail to encourage more riders (some very old and narrow parts)	1

Total**15***Bushfire related*

Make bushfire mitigation a priority	2
Agitate for power lines to be bundled or undergrounded to eliminate risk of ignition of fire and unsightly impact on treescapes	1
Be better prepared for bushfire preparations by roadside cleaning and increased fuel reduction burns	1
Bush fire planning, open National and Local parks. Stop locking them up.	1



Bushfire mitigation by every method available. Minimise bush fire fuel on Council land in rural Nillumbik. Allow landowners to look after their land. Reduce green tape. Priority of landowners' assistance with grants to eradicate weeds and pests	1
Create better escape routes out of the area in case of catastrophic fire danger, specifically more crossings of Yarra River between Templestowe and Warrandyte, and Warrandyte and Yarra Glen	1
I do not support carbon sequestration. My experience of back burning in the State park next door involved small spit fires with one built over a wombat hole and another with a huge old tree left burning unattended, so that I had to call the fire brigade when it suddenly burst into flames in the night. So yes, fire preparation is of high importance, but it should be limited to removal of sticks	1
I don't think it is a high priority except for bushfire mitigation strategies for rural landholders	1
Introduce cultural burning practices to manage bushfire hazard reduction. Enforce night curfew for cats	1
Keeping on with explaining that there is scientific proof that just clearing land does not reduce bushfire risk. Tree planting can help with temperature control etc.	1
Planning for bushfires and park maintenance should be done regardless	1
Please don't start clearing trees throughout Nillumbik in the name of bushfire safety. The presence of trees helps to reduce temperatures locally and is critical to the fight against climate change	1
Refuge centres when bushfires	1
You cannot play God with Mother Nature and her Cycles. Yes, allow people to burn off when they need to	1

Total **15**

Declaration of climate emergency

Declare a climate emergency	2
Council should declare a climate emergency and campaign in support of quicker action	1
Declare a climate emergency (as many other Councils in Victoria have done - why not Nillumbik?)	1
Declare a climate emergency and advocate for all other Councils to do the same as well as the State of Victoria.	1
Declare a climate emergency and follow the lead of other more progressive Councils who are taking this issue seriously. Prioritise natural environment and the health of our Green Wedge over corporate / development interest	1
Declare a climate emergency to demonstrate a clear commitment to prioritise strong climate action by assessing all Council policy and planning decisions through a climate lens. Encourage residents to install solar panels through special rates schemes such as Darebin Council's Solar Savers Program, and to increase energy efficiency of their homes through better window shading and weather sealing like Darebin's Cool Shade program. Take advantage of Nillumbik's Green Wedge rural land to sequester carbon - encourage the retention of native bushland on privately owned land and plant more trees to draw down carbon from the atmosphere. In urban areas, planting more trees also mitigates against excessive heating of concrete surfaces. Educate rural landowners about soil carbon retention through regenerative farming techniques. Construct a publicly owned community solar farm to provide renewable energy to those who cannot afford solar panels or whose houses are not suitable for the installation of solar panels (rental properties, apartments, or too shady). Protect and improve the health of waterways (for example, through joint collaborations with Melbourne Water's Corridors of Green program)	1



Declare a climate emergency! Together with the CFA, DELWP and PV, invest resources in assisting residents with undertaking prescribed burns on private property	1
Declare a climate emergency! In addition, further subsidise solar panels so as low-income families can afford them, and perpetuate s	1
Declare a climate emergency, advocate to Federal Government to set a 2050 target of zero net emissions and advocate for a transition to renewables	1
Declare a Climate Emergency; and declare a Financial Emergency precipitated by Climate Change. Agitate for a carbon tax. Proceed with the solar farm and encourage wind farms in Nillumbik.	1
Declare a state of climate emergency to help start a ripple effect of other Councils doing the same and taking this seriously, hopefully leading to state and federal	1
Divest all financial assets from fossil fuels Set Carbon Sequestration Target. Dramatically increase advocacy to state/federal government Directly fund and support community climate action	1
Do NOT declare a climate emergency	1

Total **14**

Rates / costs

Not waste rate payer's money on issues that remain firmly in the hands of State and Federal government	3
Do not increase our already high rates to pay for this	2
Consider that people such as pensioners cannot afford for Council to be increasing our rates to pay for things like this. I can barely pay for food	1
Don't expect new homeowners and developers to shoulder all the burden of initiatives as many of these are already unbuilt to regulations. There are insufficient ways and means to make existing building and infrastructure environmentally friendly	1
Don't spend any rate payer's money on this fake issue	1
Don't waste our money it's not an issue you guys are experts in. Just do the job you're meant to do and focus on that. Leave this to the experts	1
Don't waste OUR money!	1
Nillumbik has the highest rates in the country. The Council should support residents with improving their homes to become more sustainable with a subsidy	1
Reduce our Council rates and stop wasting money	1
Spend rates in wise ways	1
Yes, Council could change its revenue base (rates) to land only (not improvements) and collect 5 times more income and advocate for other Councils to do likewise	1

Total **14**

Planning and development related

Look at how they approve building plans. By approving building permits for large erections that take away from the leafy and rural feel of Eltham and then think about the impact it is having on our community in the way of extra waste, carparking and traffic. These things need to be thought about first not after	1
Not make dumb decisions like wasting \$2 million in cancelling the affordable and diverse housing project at Hurstbridge that could have been an outstanding environmental project	1
Prevent new estates from having access to gas and planning to steadily reduce the extent of the gas grid	1
Regulations for all new developments	1



Slow unit development as this brings more and destruction to the Shire	1
Stop building massive, unsustainable sports clubs that don't have any regard for sustainable design. Introduce strict and comprehensive environmentally sustainable design requirements for new buildings of all kinds	1
Stop increasing the spread of suburbia. The more people, the more the environment is changed and destroyed forever. Prevent blocks from being subdivided, and monitor blocks to check on trees. Some move into the area and the trees magically disappear from their yards... implement a tree per metre squared requirement, zone/place an overlay on open grassland as nature reserves	1
Stop people clearing their land	1
Support Mudbrick as a building construction alternative, as it constitutes a significant proportion of the Shires building stock, and is integral with the heritage of the Shire i.e. work in partnership with the Nillumbik Mudbrick Association Inc.	1
Support natural building processes such as Earth Building with suitable planning guidelines, technical support and sympathetic attitude	1
Target net zero population growth that leads to subdivisions of large scale open green wedge lands	1
Underground cabling of electricity supply lines when planning new buildings	1

Total

12

Council plans / policies / regulations

Embodied energy must be considered in all decisions - i.e., the emissions caused when by manufacture of materials purchased, or by the construction - not just wo	1
Getting people to change habits can be hard unless it is a by-law. However, there are lots of great programs and ideas and I feel Council doesn't always resource the best organizations to help	1
I believe that Council should make this the single most important frame of reference for all Council policies and decisions	1
It should underpin all decisions. It cannot be separated out	1
Lift restrictions preventing creation of adequate fire breaks. Lift restrictions on creation of water storage infrastructure (i.e., dams)	1
More regulations on single use plastics	1
Publicly admit that is an issue and consider it when making any decisions	1
Put it at the forefront of every decision, because if we do not act now, everything else is irrelevant	1
Set up structures and policies to enable the community to undertake this work in collaboration with Council	1
Stop prioritising profit over sustainability. Plan for future residents of this entire municipality	1
There needs to be a good transition plan, the Council should look well ahead and implement practical measures that can be achieved by future Councils	1

Total

11

Waste, recycling management

A better recycling system	1
Expand recycling program to fabric and soft plastics and other methods such as donating to a community swap scheme	1



Get rubbish sorting fixed to enable recycling. This is old school but what we expect	1
Give residents the opportunity to engage in greener activities where possible, such as increased recycling responsibilities for residents (glass, plastic, metal compartments)	1
I also think that green waste should be composted / shredded and offered back to the community for their gardens and offered at cheap rate or even done at the end of their driveways	1
Improve rubbish recycling and reduce landfill	1
In addition to some great existing initiatives, more green waste disposal vouchers allocation support and heavily subsidise home composting including in ground systems. Support viable recycled commodities usage in Australian and local commercial ventures and emerging industry. Be a leader in recycling best practices. Support Trader Associations in producing town pride reusable jute shopping bags. Implement shire wide takeaway food packaging to be 100% biodegradable materials. Create an efficient recycling corral/s for retail centres, include a cardboard compactor	1
Promote recycling and sustainability	1
Reduce waste, improve recycling facilities	1
Sort out the garbage recycling situation	1
We have a problem with plastic, an issue that we need to address. We need to recycle our plastic waste, plastic uses carbon	1

Total **11**

Lobby / work with other bodies (councils, state, and federal governments, and / or business)

Consult with Darebin Council and learn what they're doing	1
Join forces with every other Council in a pro-active and co-operative venture	1
Lobby State & Federal Government to take positive action. Lobby the superannuation and banking industries to encourage them not to invest in coal and gas. Lobby the insurance companies to encourage them to point out to Federal Government that their rates will rise so that people may well not be able to pay and that will cause political backlash	1
Lobby state and federal government	1
Lobby State Government for more construction restrictions regarding house sizes, eaves and ongoing heating and cooling costs plus resources to build such large houses	1
We are a UN award winning sustainable energy, technology and engineering company based in Eltham. We are also winners of previous Nillumbik sustainability awards and northern business award winner for environment. We have met once with ex major Peter Clarke about how we could assist Nillumbik Council on climate action solutions. Despite following up numerous times we were never re contacted. This Council has an opportunity to meet with innovators in their own community and should make effort to do so. Contact Dijana@enesys.com.au www.enesys.com.au or phone 0409653911	1
Work with local business to eliminate all plastic	1
Work with other councils and the State government to advocate for serious action at a national level. Join the Cities Power partnership	1

Total **8**

Adoption of environmentally friendly measures / policy

Banning single use plastic in the Shire	1
Get rid of all disposables in all areas of Council	1



I would like to see more emphasis on sustainable living than on future risk mitigation (although both must occur) e.g., managing bush lands to prepare for fire should not include reduction of tree cover / biodiversity but should involve targeted cl	1
Innovate on issues of sustainability	1
Keep staff on Zoom and reduce travel to meetings	
Reduce unnecessary use of concrete. Especially in large areas. Concrete one of the biggest produces a CEO to in the construction industry every effort should be made to use natural materials especially on pathways road furniture. It's idiotic to concrete up garden areas in road furniture	1
The climate change focus is often on transport and energy. However, the food we eat has a very significant impact on our climate emissions. Environmental experts agree we need to transition away from animal-based agriculture (high carbon emissions) to plant-based agriculture (much lower carbon emissions and water consumption). I urge Council to show leadership in the area and - make people more aware of the impact their food choices are having on their carbon emissions, water consumption and the survivability of us and our planet. Transition its food use away from animal ag to plant ag e.g., serve plant-based food at Council functions, encourage staff to go plant-based	1
Water reuse and treatment schemes, community and households. Composting toilets	1
Yes please help Nillumbik become plastic free. See plastic free community's initiative	1
Total	8

Opposition to climate change actions

Do nothing. I do not support any action on Climate Change	1
Do some proper research to fully understand what is happening. Break away from the mainstream media propaganda. Sustainability should be a goal, but sustainability has nothing to do with carbon emissions. The real science shows 'climate change' to a product of natural processes. People have become distracted from real pollution. It is a rich/privileged perception that we can solve over-consumption, waste, and pollution with technology. Taxes and levies based on carbon emissions are a farce	1
I do not support the use of ratepayers' money for anything regarding climate change	1
Stop advocating for increasing economic control and the imminent human rights violations the climate change narrative means to usher in. That is not your role. Serve the community in a localised manner, and frankly, stop allowing Council to be infiltrated by those with this agenda. I care about my family's future. We need to get honest about the greenwashed power grab threatening that	1
Stop bowing to the greens	1
Stop wasting rate payer's money on this issue. Even if you believed this theory, Australia's chief scientist has said that if Australia reduces its carbon footprint to ZERO, it will have negligible impact on the climate. Yet you want to waste taxpayer's money doing something that will effectively have ZERO impact. If our money is wasted like this, how about the Council tell us what impact the changes they are proposing will have on our temperatures. If you can't even specify something as simple as this, then why are you spending the rate payer's money. After all this is about reducing the temperature of the globe isn't it? Perhaps we could have our rates reduced by removing expenditure on symbolic, virtue signalling gestures and spend it on services that will ACTUALLY help the community	1
Total	6



Focus on core services

Council needs to drop this nonsense now and focus on its core service provision and municipal management activities	1
Do what a Council does for residents	1
Keep to Council business and not be involved in other people's business	1
Provide examples of sustainable buildings and engineering with designs, certifications, and easy planning approvals. The carport at the Council building could be a good example.	1
Total	4

General negative comments

F**k off with the climate change bandwagon, not piss tiny Council's issue, focus on your job, and get that right, stop showboating	1
Get on with something that benefits the ratepayers do not satisfy a woke and politically correct reaction	1
Walkability? Who made up that word? Younger people conveniently forget that there is a large population of older people who are unable to walk long distance	1
Manage the Council resources and stay out of people's property and lives about this issue. The most concerning factor in this area should be fire risk this is a community issue Council should mitigate	1
Total	4

General positive comments

I believe Council is doing a fantastic job when it comes to addressing climate change. They are leaps and bounds ahead of the Federal Government who refuse to recognise that Climate Change is an issue. So much great work going on locally to keep our area the Green Wedge Shire. Keep doing what you are doing it is so uplifting to hear that the Nillumbik Shire take Climate Change seriously.	1
I think the points above would be an excellent start for the Council to address climate change and to support residents to take climate action	1
Total	2

Comments on the survey

Find a better survey. This one was hard to find, hard to fill in, too long and badly structured. Many questions were vaguely worded e.g., 'managing bushland reserves' - how exactly? 'Plan for ...' 'What does 'plan for' mean? What action, beyond a plan?	1
Make sure this survey can only be completed by rate payers and not extreme groups from outside our area	1
Q4 should not lump carbon and water together. We should try to store more carbon in natural systems but storing water sounds too much like more dams at the expense of natural systems for my liking. Q10 is a concern. I don't advocate additional burning or clearing if that is what's meant by managing bushland reserves	1
Question number 10 was not clear. I believe habitat for indigenous animals is as important as human settlement. Plus ensure all waste is recycled	1



Should build a better survey	1
The Council does not have any mandate in this area. This is a heavily biased survey commissioned by the previous Council. At present the Council should be in caretaker mode so this survey is not valid. Further waste of ratepayers' money	1

Total **6**

Other

A great step, if it hasn't already been taken, would be for a thorough Council briefing on the top climate science and urgency acting. Council should arrange some way of assessing the Shire's best path to reaching net zero carbon emissions as soon as possible, and Council should focus on exploring the Shire's potential for carbon draw-down using regenerative agriculture and reforestation. Council should seek out the involvement of youth in taking climate action and empower young climate action groups to help the Shire community reduce carbon emissions and implement regenerative agriculture/natural draw-down measures. Council should also publicly acknowledge that we are in a climate emergency.	1
Ahh, increase the rates - are you guys joking!!! Walkability also a joke - I don't want to ride, walk swim to a Doctor's appt, shopping and getting kids to dance. Nor do my parents in their 60's? Where are the population questions? Less people less resources. If the government wants you to add 100 thousand people to Nillumbik, then how can you reduce current carbon as it will create MORE - you have opposing policies at play hence the false fluff. A few parks and trees in Eltham and a bike lane aren't going to do anything. Reduce the shops so people can't buy things this will reduce carbon. Not Council's job to create a water storage reservoir. Reduce Council scope therefore you could reduce Council jobs, less need for office space and cost - won't happen because you want money, needs to be supported by federal government. It's a fast! Make efficient roads, longer car parking times would help but it's not trendy or groovy enough to happen. Expand tree canopy, save roadside vegetation, any recent scientific studies on the orchids - oops just build houses over them in Diamond Creek!!! Council doesn't care because your actions demonstrate your financial greed. Reduce the population reduce the carbon. No electric cars either - have you looked at the metals required to make them, and electricity still produces carbon emissions more so. Maybe make steam cars - environmentally friendly, again not sexy to market	1
Be proactive in publicising and facilitating coordinated community action in rooftop solar and lower emissions water, heating, cooling, electric vehicle take-up and bushfire mitigation measures, including perhaps, rates relief if a relevant link can be made between improved household / business sustainability and benefits to council services, representations to state government for land tax / stamp duty / payroll tax relief for households / businesses which measurably improve sustainability, representations to the federal government for income tax relief / fuel excise increases / removal of diesel rebates, as applicable, for households / businesses that reduce emissions or, on the other hand, increase emissions or fail to reduce emissions, as applicable	1
Change bank, insurance and super accounts to providers that do not invest in fossil fuels	1
Council should adopt and advocate for plant-based diets. The number one thing an individual can do to stop climate change. Add a page on the Council website called 'Sustainable Eating' and include all local businesses promoting plant-based foods	1
Council should disband so that State and Federal Governments can take proper action	1



I'm wondering why you are planning on doing something. Don't you already mitigate risk of bushfire, plan, and act for drought etc? It shouldn't take more money, especially from ratepayers. Work in partnership with others (community, state government) don't duplicate what is being done already. These questions would indicate that you are not doing that, nor do you think you can	1
in 10.- supporting the community does not mean allow wholesale vegetation removal! Educate!	1
Please implement the 'Local Government Climate Emergency Toolkit'. https://www.lgcet.com/	1
Support / promote neighbourhood walkability / reduce traffic around schools	1
Voting in State and Federal Elections is best	1

Total **11**

Total **277**

Appendix Three - survey form



**Nillumbik Shire Council
2020 Climate Change Action Plan Survey**



1 On a scale of zero (not familiar at all) to ten (very familiar) , how familiar are you with the issue of climate change?

1. Familiarity with climate change issue	0	1	2	3	4	5	6	7	8	9	10	99
--	---	---	---	---	---	---	---	---	---	---	----	----

2 Do you believe that climate change is?

(please select one number only)

There is no such thing as climate change	1	Mainly due to human activity	5
Entirely due to natural processes	2	Entirely due to human activity	6
Mainly due to natural processes	3	Don't know / can't say	9
Partly human and partly natural processes	4		

3 On a scale of zero (very unimportant) to ten (very important) , how important is the issue of climate change to you and your household?

1. Importance of climate change	0	1	2	3	4	5	6	7	8	9	10	99
---------------------------------	---	---	---	---	---	---	---	---	---	---	----	----

Why do you say that?

4 Do you believe you have been impacted by climate change?

	<i>Yes</i>	<i>No</i>	<i>Can't say</i>
In the past	1	2	9
Currently	1	2	9
In the future	1	2	9

5 In what ways, if any, do you believe that you or your household have been directly impacted by climate change?

<i>Impact One</i>	
<i>Impact Two</i>	
<i>Impact Three</i>	
<i>Impact Four</i>	

6

On a scale of zero (very unconcerned) to ten (very concerned), how concerned are you with the following effects of climate change on the local environment, your work, home and community?

1. More frequent and extreme hot days and heat waves (such as heat stress)	0	1	2	3	4	5	6	7	8	9	10	99
2. More frequent and extreme storms and floods	0	1	2	3	4	5	6	7	8	9	10	99
3. Harsher fire weather and longer fire seasons	0	1	2	3	4	5	6	7	8	9	10	99
4. Physical health impacts from climate change	0	1	2	3	4	5	6	7	8	9	10	99
5. Mental health impacts from climate change	0	1	2	3	4	5	6	7	8	9	10	99
6. Reduced access to or availability of community services (due to extreme weather events)	0	1	2	3	4	5	6	7	8	9	10	99
7. Ability to maintain public gardens and green spaces	0	1	2	3	4	5	6	7	8	9	10	99
8. Damage to roads, buildings, and private dwellings	0	1	2	3	4	5	6	7	8	9	10	99
9. Health of the natural environment (including native plants and animals)	0	1	2	3	4	5	6	7	8	9	10	99
10. Increased weeds and pest animals	0	1	2	3	4	5	6	7	8	9	10	99
11. Disrupted power supply and communications during extreme weather events	0	1	2	3	4	5	6	7	8	9	10	99
12. Impacts on agriculture and land productivity	0	1	2	3	4	5	6	7	8	9	10	99
13. Water shortages and droughts	0	1	2	3	4	5	6	7	8	9	10	99

7

Are there any other effects of climate change that are of concern to you?

One	
Two	
Three	

8

On a scale of zero (very low priority) to ten (very high priority) , to what extent do you believe that Council should focus on and resource?

1. Mitigating (reducing) the causes of climate change	0	1	2	3	4	5	6	7	8	9	10	99
2. Adapting to the consequences of climate change	0	1	2	3	4	5	6	7	8	9	10	99

9

The State Government has a commitment to make its own operations carbon neutral (i.e. net zero emissions) by 2030. What target should Nillumbik Council set for its own operations?

No target (<i>go to Q.10</i>)	1
A lower target (<i>specify year / percentage</i>): _____ (<i>go to Q.10</i>)	2
The same target	3
A higher target (<i>specify year / percentage</i>): _____	4
Not sure / can't say	9

10

Why do you think Nillumbik Council's operations shouldn't become carbon neutral by 2030?

11

The State Government has a commitment for Victoria to be carbon neutral (i.e. net zero emissions) by 2050. Should Council set a target for the Nillumbik community?

No target (<i>go to Q.12</i>)	1
A lower target (<i>specify year / percentage</i>): _____ (<i>go to Q.12</i>)	2
The same target	3
A higher target (<i>specify year / percentage</i>): _____	4
Not sure / can't say	9

12

Why do you think the Nillumbik community shouldn't set a target or become carbon neutral by 2050?

13

Do you believe that climate change should be?

The PRIMARY consideration for all Council decisions	1
A consideration for all Council decisions	2
Not be a consideration for all Council decisions	3
Don't know / can't say	9

14

Would you be willing to pay additional rates to help Council achieve net zero emissions and be proactive in adapting to climate change?

No - no additional funding required	1	Yes - less than \$100 per year	4
No - can't afford extra rates at this time	2	Yes - \$100 or more per year	5
No - reallocate funding from other areas	3	Don't know / can't say	9

Council addresses climate change in a variety of ways. On a scale of zero (very low priority) to ten (very high priority), to what extent to you believe Council should prioritise the following actions?

1. Further reduce carbon emissions generated by Council.	0	1	2	3	4	5	6	7	8	9	10	99
2. Advocate on behalf of the community for climate action by state and federal governments.	0	1	2	3	4	5	6	7	8	9	10	99
3. Use town planning controls to ensure that development achieves sustainable outcomes.	0	1	2	3	4	5	6	7	8	9	10	99
4. Explore land management opportunities to increase storage of carbon and water.	0	1	2	3	4	5	6	7	8	9	10	99
5. Encourage and support residents and businesses to take climate action by providing education, advice and support.	0	1	2	3	4	5	6	7	8	9	10	99
6. Plan for continuity of Council services during extreme weather.	0	1	2	3	4	5	6	7	8	9	10	99
7. Consider climate change when making decisions about the location, construction, maintenance and operation of buildings and other infrastructure.	0	1	2	3	4	5	6	7	8	9	10	99
8. Plan for how drought, changes in average temperatures or extreme events may affect local animals and plants.	0	1	2	3	4	5	6	7	8	9	10	99
9. Plan for how heat and drought may affect the maintenance and use of parks, sport and recreation facilities.	0	1	2	3	4	5	6	7	8	9	10	99
10. Plan for the increasing risk of fire by managing bushland reserves and supporting the community to reduce the risk of bushfire.	0	1	2	3	4	5	6	7	8	9	10	99
11. Plan for the increasing health impacts of extreme weather events (such as heatwaves, fire, hail and heavy rainfall).	0	1	2	3	4	5	6	7	8	9	10	99
12. Buy sustainable products and services.	0	1	2	3	4	5	6	7	8	9	10	99
13. Plan and advocate for sustainable transport outcomes, such as improving walkability and public transport.	0	1	2	3	4	5	6	7	8	9	10	99

16

Is there anything else you believe Council should do to address climate change or to support you to take climate action?

17

Have you made, or are you considering making any of the following changes?

	<i>Already doing / done</i>	<i>Considering within 2 years</i>	<i>Not doing or considering</i>	<i>Not applicable</i>
1. Install insulation and draught sealing	1	2	3	9
2. Install energy-efficient windows and coverings	1	2	3	9
3. Install rooftop solar or solar battery system	1	2	3	9
4. Replace gas appliances with efficient electric appliances	1	2	3	9
5. Install energy-efficient heating, cooling, lighting and hot water	1	2	3	9
6. Purchase Green Power (50% to 100%)	1	2	3	9
7. Walk, ride and or use public transport where possible	1	2	3	9
8. Purchase an electric or hybrid electric vehicle	1	2	3	9
9. Install water saving devices and appliances in the home	1	2	3	9
10. Install water retention systems and improved drainage around property	1	2	3	9
11. Establish an edible garden and / or compost at home	1	2	3	9
12. Adapt your garden to be drought tolerant and / or provide habitat and biodiversity	1	2	3	9
13. Minimise waste to landfill by actively separating waste	1	2	3	9
14. Avoid or minimise buying materials that become waste	1	2	3	9

18

On a scale of zero (no barrier) to ten (strong barrier), to what extent are the following issues a barrier to your household taking climate action?

1. A lack of knowledge about how to make changes	0	1	2	3	4	5	6	7	8	9	10	99
2. A lack of confidence in my ability to make changes	0	1	2	3	4	5	6	7	8	9	10	99
3. Not enough time to make changes	0	1	2	3	4	5	6	7	8	9	10	99
4. The cost of making changes	0	1	2	3	4	5	6	7	8	9	10	99
5. Other personal priorities come first	0	1	2	3	4	5	6	7	8	9	10	99
6. The effort required to find out the changes needed and the products available	0	1	2	3	4	5	6	7	8	9	10	99
7. A lack of interest in climate change	0	1	2	3	4	5	6	7	8	9	10	99
8. Renting the property	0	1	2	3	4	5	6	7	8	9	10	99
9. Changes are too inconvenient	0	1	2	3	4	5	6	7	8	9	10	99
10. Negative impacts of changes on lifestyle	0	1	2	3	4	5	6	7	8	9	10	99
11. Other: _____	0	1	2	3	4	5	6	7	8	9	10	99

19

Now having considered climate change in more detail, how concerned are you about climate change?

Not concerned at all	1	Quite concerned	4
Not very concerned	2	Very concerned	5
Slightly concerned	3	Can't say	9

20

Please indicate which of the following best describes you.

Less than 15 years	1	45 - 54 Years	6
15 - 24 Years	2	55 - 74 Years	6
25 - 34 Years	3	75 Years or Over	7
35 - 44 Years	4	Prefer not to say	9

21

With which gender do you identify?

Male	1	Other (e.g. transgender, intersex)	3
Female	2	Prefer not to say	9

22

Do you identify as having a disability?

Yes	1	Prefer not to say	9
No	2		

23**Do you identify as Indigenous or Torres Strait Islander?**

Yes	1	Prefer not to say	9
No	2		

24**Do any members of this household speak a language other than English at home?**

English only	1	Other : _____	2
--------------	---	---------------	---

25**What is the structure of this household?**

Two parent family (<i>youngest 0 - 4 yrs</i>)	1	One parent family (<i>youngest 13-18 yrs</i>)	7
Two parent family (<i>youngest 5 – 12 yrs</i>)	2	One parent family (<i>adult child only</i>)	8
Two parent family (<i>youngest 13 - 18 yrs</i>)	3	Group household	9
Two parent family (<i>adult child only</i>)	4	Sole person household	10
One parent family (<i>youngest 0 - 4 yrs</i>)	5	Couple only household	11
One parent family (<i>youngest 5 – 12 yrs</i>)	6	Other (<i>please specify</i>): _____	12

26**What is your current housing situation?**

Own this home	1	Renting (<i>public</i>)	4
Mortgage (<i>paying off this home</i>)	2	Long-term lease (<i>e.g. retirement vlge</i>)	5
Renting (<i>privately</i>)	3	Can't say / prefer not to say	9

27**Do you have any other comments you would like to make?**

THANK YOU FOR YOUR TIME AND FEEDBACK